

RON JOHNSON

1956-2021



2021 NORFOLK TIDES MEDIA GUIDE

Triple-A
Affiliate



2021 SCHEDULE

MAY

SUN	MON	TUE	WED	THU	FRI	SAT
		JAX ⁴ 7:05	JAX ⁵ 1:05	JAX ⁶ 7:05	JAX ⁷ 7:05	JAX ⁸ 6:35
JAX ⁹ 3:05		CLT ¹¹ 7:04	CLT ¹² 7:04	CLT ¹³ 7:04	CLT ¹⁴ 7:04	CLT ¹⁵ 7:04
CLT ¹⁶ 2:05		JAX ¹⁸ 6:35	JAX ¹⁹ 6:35	JAX ²⁰ 12:05	JAX ²¹ 7:05	JAX ²² 7:05
JAX ²³ 1:05		CLT ²⁵ 6:35	CLT ²⁶ 6:35	CLT ²⁷ 12:05	CLT ²⁸ 7:05	CLT ²⁹ 7:05
CLT ³⁰ 1:05		GAME DATES AND TIMES ARE SUBJECT TO CHANGE				

JUNE

SUN	MON	TUE	WED	THU	FRI	SAT
		DUR ¹ 6:35	DUR ² 6:35	DUR ³ 6:35	DUR ⁴ 6:35	DUR ⁵ 6:35
DUR ⁶ 5:05		JAX ⁸ 7:05	JAX ⁹ 7:05	JAX ¹⁰ 7:05	JAX ¹¹ 7:05	JAX ¹² 6:35
JAX ¹³ 6:35		DUR ¹⁵ 7:05	DUR ¹⁶ 7:05	DUR ¹⁷ 12:05	DUR ¹⁸ 7:05	DUR ¹⁹ 7:05
DUR ²⁰ 1:05		GWN ²² 7:05	GWN ²³ 7:05	GWN ²⁴ 7:05	GWN ²⁵ 7:05	GWN ²⁶ 7:05
GWN ²⁷ 1:05		CLT ²⁹ 7:04	CLT ³⁰ 7:04			

JULY

SUN	MON	TUE	WED	THU	FRI	SAT
				CLT ¹ 7:04	CLT ² 7:04	CLT ³ 7:04
CLT ⁴ 6:05		DUR ⁶ 7:05	DUR ⁷ 7:05	DUR ⁸ 7:05	DUR ⁹ 7:05	DUR ¹⁰ 7:05
DUR ¹¹ 4:05		MEM ¹³ 7:10	MEM ¹⁴ 7:10	MEM ¹⁵ 7:10	MEM ¹⁶ 7:10	MEM ¹⁷ 6:35
MEM ¹⁸ 2:05		GWN ²⁰ 7:05	GWN ²¹ 12:05	GWN ²² 7:05	GWN ²³ 7:05	GWN ²⁴ 6:05
GWN ²⁵ 1:05		DUR ²⁷ 7:05	DUR ²⁸ 7:05	DUR ²⁹ 12:05	DUR ³⁰ 7:05	DUR ³¹ 7:05

AUGUST

SUN	MON	TUE	WED	THU	FRI	SAT
DUR ¹ 4:05		JAX ³ 7:05	JAX ⁴ 7:05	JAX ⁵ 7:05	JAX ⁶ 7:05	JAX ⁷ 6:35
JAX ⁸ 6:35		MEM ¹⁰ 7:05	MEM ¹¹ 7:05	MEM ¹² 7:05	MEM ¹³ 7:05	MEM ¹⁴ 7:05
MEM ¹⁵ 4:05		CLT ¹⁷ 7:04	CLT ¹⁸ 7:04	CLT ¹⁹ 7:04	CLT ²⁰ 7:04	CLT ²¹ 7:04
CLT ²² 5:05		JAX ²⁴ 7:05	JAX ²⁵ 7:05	JAX ²⁶ 12:05	JAX ²⁷ 7:05	JAX ²⁸ 7:05
JAX ²⁹ 4:05		CLT ³¹ 7:05				

SEPTEMBER

SUN	MON	TUE	WED	THU	FRI	SAT
			CLT ¹ 7:05	CLT ² 7:05	CLT ³ 7:05	CLT ⁴ 7:05
CLT ⁵ 6:05		DUR ⁷ 6:35	DUR ⁸ 6:35	DUR ⁹ 6:35	DUR ¹⁰ 6:35	DUR ¹¹ 6:35
DUR ¹² 5:05		JAX ¹⁴ 7:05	JAX ¹⁵ 7:05	JAX ¹⁶ 12:05	JAX ¹⁷ 7:05	JAX ¹⁸ 7:05
JAX ¹⁹ 1:05						

KEY

HOME GAME	ROAD GAME
HOME DAY GAME	HOME FIREWORKS GAME



#RISINGTIDE



NORFOLKTIDES.com

TRIPLE-A EAST | SOUTHEAST DIVISION

CLTCharlotte Knights (White Sox) JAX .. Jacksonville Jumbo Shrimp (Marlins)
 DURDurham Bulls (Rays) MEMMemphis Redbirds (Cardinals)
 GWNGwinnett Stripers (Braves) NASNashville Sounds (Brewers)



NORFOLK TIDES



150 Park Avenue | Norfolk, VA 23510
Phone: (757) 622-2222 | Fax: 757-624-9090
Twitter: @NorfolkTides | www.NorfolkTides.com
Triple-A Affiliate of the Baltimore Orioles (Since 2007)

TABLE OF CONTENTS

ORGANIZATION

Front Office Staff	4
Broadcasters	5
Remembering Dave Rosenfield	6
Remembering Ron Johnson	7
Harbor Park Information	8
2021 Media Information	9
Orioles Minor League Staffs	9
Coaching Staff	10-15
Manager Gary Kendall	11

PLAYERS

Player Biographies	16-96
--------------------------	-------

TRIPLE-A SOUTHEAST DIVISION


Triple-A Southeast Teams	97-103
--------------------------------	--------

2019 IN REVIEW

2019 Standings and Leaders	105-106
Norfolk Tides Statistics	107-108
Norfolk Tides Transactions	109
Norfolk Tides Day-By-Day	110

TIDES HISTORY

History of Baseball in Norfolk	112
Year-By-Year Records	113
All-Time Roster	114-117
Players to Play for Tides and Orioles	118
Year-By-Year Statistics	119-120
Exhibition Game Results	120
All-Harbor Park Team	120
Franchise Single Season Records	121-122
Franchise Career Records	123-124
Records as Orioles Affiliate	125
The Last Time It Happened	126
Single-Game Records	127
Miscellaneous Records	128
Governor's Cup History	128
Records vs. Triple-A Opponents	128
Managerial Records	129
Tides to Win MLB Awards	130
Opening Day Lineups	131-132
Tides Award Winners	132
MLB Records by Former Tides	133-134
Former Tides in the Postseason	135
Orioles Awards Since 2007	136
Tidewater Shrine	137



MEDIA GUIDE ACKNOWLEDGMENTS

The 2021 Norfolk Tides Media Guide was compiled and edited by Ian Locke, Dan Laverde and Riley Blake. Information for the media guide was gathered through April 28. Research with early Tides statistics was provided by the late George McClelland. Statistical assistance was provided by the Baltimore Orioles, MLB Advanced Media, Elias Sports Bureau, The Virginian-Pilot, Triple-A teams and Minor League Baseball.

TIDES EXECUTIVES



KEN YOUNG

KEN YOUNG has been the President of the Norfolk Tides since 1993, the year the team moved into Harbor Park. The previous year, Young put together an investor group to purchase the Tides from the New York Mets. Since taking over day-to-day control of the Tides, the club has experienced unprecedented success, averaging approximately 425,000 fans per year.

Young has been in the recreational food business for more than 30 years since graduating from Penn State University in 1972. Young has been involved in numerous Major League stadiums, arenas, and international events, and has worked in such exciting events as the Super Bowl, the World Series and the Olympics.

In the fall of 2006 Young headed an ownership group which purchased the Bowie Baysox and Frederick Keys, both of which were Maryland-based Orioles affiliates. Young also serves as the President for the Triple-A Albuquerque Isotopes and the Double-A Biloxi Shuckers.

Young is also on the Board of Trustees of Minor League Baseball, and heads up the licensing operations for college football's Outback Bowl in Tampa, FL. After the 2009 season, he was named as *Baseball America's* Minor League Executive of the Year.

JOE GREGORY was named the General Manager of the Tides on October 4, 2011. He also served as the Vice President of the Norfolk Admirals Hockey Club from the 2008-2009 season through 2016.

Gregory came to Norfolk after serving as the General Manager of the Youngstown SteelHounds of the Central Hockey League from 2006-2008. In that capacity, Gregory ran the day-to-day operations of the SteelHounds. During Gregory's tenure in Youngstown, the season ticket base increased by 70 percent and he negotiated the team's first NHL affiliation.

Gregory graduated from Youngstown State University in 2001 with a Bachelor of Science Degree in Business Administration. Upon graduation, Gregory worked as both the Coordinator of Tournament Operations and the Coordinator of Sales and Marketing at the Giant Eagle LPGA Classic in Vienna, Ohio. He had been working at the tournament as an operations assistant prior to that since high school. After his time with the LPGA, Gregory became the Director of Business Development for the Mahoning Valley Scrappers, a Short-Season Class-A baseball affiliate of the Cleveland Indians. There, he oversaw all sponsorship and advertising sales and cultivated community relationships.



JOE GREGORY

TIDES FRONT OFFICE STAFF

BOARD OF DIRECTORS

PresidentKen Young
Vice President, Secretary/TreasurerJ. Emmett Hammond
DirectorAl Abiouness
DirectorJohn Canning
DirectorFrank Doczi
DirectorMark Garcea

EXECUTIVE MANAGEMENT

General ManagerJoe Gregory

COMMUNICATIONS

Director, CommunicationsDan Laverde
Media Relations InternRiley Blake
Radio BroadcasterPete Michaud
Director, Video OperationsJody Cox

SALES, MARKETING & PROMOTIONS

Assistant GM, Sales, Marketing & Fan ExperienceMike Watkins
Corporate Sales and Community Relations ManagerMorgan Galvin
Corporate Sales & Promotions Account ExecutiveReggie Keller
Video/Creative Services InternIsaiah Jones

GROUP SALES

Director, Ticket SalesJohn Muszkewycz
Group Sales RepresentativeGarret Sulak
Group Sales RepresentativeSheAyre Bowles

OPERATIONS

Assistant GM, OperationsMike Zeman
Stadium Operations ManagerColby Bennett
Stadium Operations InternJarrod Borders
Stadium Operations InternMichael Cipolla

TICKET OPERATIONS

Director, Ticket OperationsSze Fong
Assistant Director, Ticket OperationsCasey O'Donovan
Box Office InternQuentin Johnson

ACCOUNTING/HUMAN RESOURCES

Business ManagerDawn Coutts

MERCHANDISE

Merchandise InternClaudia Deyerle

OFFICE MANAGEMENT

ReceptionistRachel Harris

GROUNDSCREW

Head GroundskeeperKenny Magner
Assistant GroundskeeperJustin Hall
Groundscrew InternEthan Hartley

CLUBHOUSE MANAGEMENT

Home Clubhouse ManagerAdam Sehlmeier
Visiting Clubhouse ManagerJack Brenner

SPECTRA OFFICE STAFF

General ManagerScott Lorow
Executive ChefBradley Bollinger

GAMEDAY PRESS LEVEL STAFF

Public Address AnnouncerJack Ankerson
Official ScorerMike Holtzclaw
Official ScorerJim Hodges
MLB StringerJoe Reisel
MLB StringerDave Litzinger

MEDICAL STAFF

Team PhysicianDr. Tom Markham
Team PhysicianDr. John Schaffer
Team PhysicianDr. David Woods
Team Orthopaedic SurgeonDr. Brad Carofino
Team ChiropractorDr. Brad Robinson
Team ChiropractorDr. David Milot

TIDES ON THE RADIO



PETE MICHAUD

The 2021 season is the 15th for **PETE MICHAUD** as a broadcaster for the Tides on ESPN Radio 94.1. Previously, he's had stints as the play-by-play voice of the Springfield Cardinals of the Midwest League (1992-93), the Vero Beach Dodgers of the Florida State League (1995-96) and the Iowa Cubs of the PCL (1998).

Michaud was the longtime voice of the Norfolk Admirals hockey team, spending over 22 years with the organization - including all 15 of their seasons in the American Hockey League. Additionally, Pete's resume includes five seasons of play-by-play work as the broadcaster for the Old Dominion University Monarchs men's and women's basketball programs - including NCAA and NIT tournament games - and 10 years of area high school football play-by-play. He has previously worked in local radio at WFOS, WLTY, WNIS and WTAR, while also serving as a weekend sports anchor for WAVY-TV 10 and WVEC-TV 13.

Michaud has been honored three times by the Chesapeake Athletic Club as Hampton Roads' Most Outstanding Sports Broadcaster, taking home the honor in 2009, 2012 and 2015. In 2009, he was selected by the Norfolk Sports Club for the prestigious Abe Goldblatt Award for Outstanding Local Sports Coverage. In 2012, he was the recipient of the James H. Ellery Memorial Award, an honor presented annually by the American Hockey League in recognition of outstanding media coverage. Michaud was also selected to broadcast the 2015 Triple-A All-Star Game, and he broadcasted games on the Orioles Radio Network during the 2017 season.

When not on the air, Pete is an avid golfer and has worked for many years as a local baseball umpire with the Eastern Officials Association. Michaud is an honor graduate of Indian River High School in Chesapeake and Old Dominion University in Norfolk. He resides in Moyock, NC. You can follow Pete for Tides updates on Twitter at @TidesRadioVoice.



Tides broadcaster **PETE MICHAUD** called three games on the Orioles Radio Network during the 2017 season.

ALL-TIME TIDES RADIO BROADCASTERS

1969	Bud Kaatz	1995	Rob Evans	2010	Bob Socci
1970	Bud Kaatz		Jack Ankerson		Pete Michaud
1971	Marty Brennaman	1996	Rob Evans		Tony Mercurio
1972	Marty Brennaman		Jack Ankerson	2011	Bob Socci
1973	Marty Brennaman	1997	Rob Evans		Pete Michaud
1974	Pete Van Wieren		Jack Ankerson		Tony Mercurio
1975	Pete Van Wieren	1998	Rob Evans	2012	Pete Michaud
1976	Larry Matson		Jack Ankerson		Tony Mercurio
1977	Tony Mercurio		John Castleberry	2013	Pete Michaud
1978	Bill Bishop	1999	Rob Evans		Dave Rosenfield
1979	Bill Bishop		John Castleberry	2014	Pete Michaud
1980	Bob Rathbun	2000	Rob Evans		Dave Rosenfield
1981	Bob Rathbun		John Castleberry		Danny Angel
1982	Bob Rathbun	2001	Rob Evans	2015	Pete Michaud
1983	Bob Rathbun		John Castleberry		Dave Rosenfield
1984	Bob Rathbun	2002	Jeff McCarragher	2016	Pete Michaud
1985	Bob Rathbun		John Castleberry		Dave Rosenfield
1986	Charlie Slowes	2003	Jeff McCarragher	2017	Pete Michaud
1987	Rob Evans		John Castleberry		Jeff McCarragher
1988	Tony Mercurio	2004	Jeff McCarragher	2018	Pete Michaud
1989	David Glass		John Castleberry		Jeff McCarragher
	Ken Levine	2005	Jeff McCarragher	2019	Pete Michaud
1990	David Glass		John Castleberry	2020	Pete Michaud
	Jay Colley	2006	Bob Socci	2021	Pete Michaud
	Bob Rathbun		John Castleberry		
1991	Charlie Slowes	2007	Bob Socci		
1992	Charlie Slowes		Pete Michaud		
1993	Rob Evans	2008	Bob Socci		
	Jack Ankerson		Pete Michaud		
1994	Rob Evans	2009	Bob Socci		
	Jack Ankerson		Pete Michaud		

FORMER TIDES BROADCASTERS WHO HAVE GONE ON TO BECOME FULL-TIME BROADCASTERS IN THE FOUR MAJOR AMERICAN SPORTS

MARTY BRENNAMAN - Cincinnati Reds
ROB EVANS - Montreal Expos
DAVID GLASS - San Francisco Giants
KEN LEVINE - Baltimore Orioles, Seattle Mariners, San Diego Padres, LA Dodgers
LARRY MATSON - New Orleans Saints
BOB RATHBUN - Atlanta Hawks, Atlanta Braves, Detroit Tigers
CHARLIE SLOWES - NY Mets, Baltimore Orioles, Tampa Bay Rays, Washington Nationals
BOB SOCCI - New England Patriots
PETE VAN WIEREN - Atlanta Braves



Former Tides broadcaster **CHARLIE SLOWES** called games for the World Series champion Washington Nationals in 2019.



To honor the 55 years that Dave Rosenfield spent with the Tides, the number 55 was retired in 2017. It is the only Tides number that has been retired.

Minor League Baseball lost an icon in the industry when longtime Tides General Manager Dave Rosenfield passed away on February 28, 2017 at the age of 87 years old.

Rosenfield first joined the Tides in 1962, and he served as the General Manager of the ballclub from 1963-2011. Under his guidance, the Tides joined the Triple-A International League in 1969 before moving into Met Park in 1970, a ballpark that saw the Tides capture five league championships. Rosenfield then helped usher in a new era of Tides baseball in 1993, as the team moved into Harbor Park in downtown Norfolk – a ballpark that routinely drew over half a million fans a season. After concluding his 48-year run as General Manager in 2011, Rosenfield was named the Executive Vice President and Senior Advisor to the President, and he continued his work in the Tides front office until his passing.



Dave Rosenfield pictured at his desk in 2009. (The Virginian-Pilot)



Dave Rosenfield was named King of Baseball during the 2004 Winter Meetings. (Minor League Baseball)

A four-time International League Executive of the Year, Rosenfield is a member of three Halls of Fame. He was an inaugural member of the Hampton Roads Sports Hall of Fame in 2008, and he was inducted into the International League Hall of Fame that same season – the first Tide to ever receive the honor. He was also inducted into the Virginia Sports Hall of Fame in 2016.

Rosenfield was named the “King of Baseball” at the Baseball Winter Meetings in Anaheim, CA in December, 2004. The “King of Baseball” is a long-standing tradition in which Minor League Baseball salutes a veteran from the world of professional baseball for long-time dedication and service to the game.

In addition to his work with the Tides, Rosenfield had a wide-ranging presence in the Norfolk area’s pro sports scene. He served as the General Manager of the Norfolk Neptunes (Continental Football League), was the interim GM of the Virginia Squires (American Basketball Association), and served as the GM of the Tidewater Sharks hockey club.

The uniform number 55 was retired by the Tides in 2017 - the only number the team has ever retired - to commemorate his 55 years of service to the team.



Dave Rosenfield and “The Clown Prince of Baseball” Max Patkin at Metropolitan Park.



Dave Rosenfield and Tides Manager Davey Johnson in 1983. (Dennis Finley, The Virginian-Pilot)

The Norfolk Tides would like to dedicate this page to long-time manager Ron Johnson, who sadly passed away on January 26, 2021 at the age of 64 years old.

A native of Long Beach, California, Johnson was a manager in Minor League Baseball for 24 seasons, compiling a career record of 1,752-1,770 over that span. Known around Harbor Park as 'RJ', Johnson managed the Tides during the final seven seasons of his career from 2012-18 and amassed 491 wins in that time, making him both the winningest and longest-tenured manager in franchise history.

After leading Norfolk to winning campaigns in each of his first two seasons with the Tides in 2012 and 2013, Johnson led his team to a third winning season and a division title in 2015, and was named the International League's Manager of the Year – just the fifth manager to win the award in team history. He also received the Cal Ripken Sr. Player Development Award from the Orioles that season, an award presented to a minor league staff member who exemplifies the qualities of Ripken, the architect of "The Oriole Way."



RON JOHNSON
1956-2021



Ron Johnson and his son, Chris, as a father/son, manager/player combo in 2017.

A special time in Johnson's long managerial career came in 2017, when he had the opportunity to manage his son, Chris, marking the first time the Tides have ever had a son be managed by his father. That same season, Johnson was chosen by fans as the manager on Norfolk's 25-year All Harbor Park Team.

Tides Managers to win IL Manager of the year

RON JOHNSON - 2015
Toby Harrah - 1995
Joe Frazier - 1975
Hank Bauer - 1972
Clyde McCullough - 1969

Most Managerial Wins, Tides Franchise History

RON JOHNSON - 491
Gary Allenson - 284
Frank Verdi - 282
Mike Cabbage - 235
John Gibbons - 227



Ron Johnson and Orioles Manager Buck Showalter at Harbor Park in 2018.

Prior to joining the O's system, Johnson served as the first base coach for the Boston Red Sox in 2010 and 2011. He managed in the Red Sox system from 2000-2009, a stint that included a playoff berth for Triple-A Pawtucket in 2008 after an 85-58 campaign. Johnson was a coach in the Kansas City Royals system from 1986-91 before taking his first managerial job in 1992. He posted six winning seasons in eight years managing in the Royals organization, and he guided three clubs to the postseason: Baseball City (1992), Wichita (1995) and Omaha (1999). He was named the 1995 Texas League Manager of the Year after guiding Double-A Wichita to the playoffs.

While in high school, Johnson turned down football scholarships to UCLA and Fresno State, choosing instead to play baseball at Fresno State. He was a First Team All-American in 1978 before being selected by the Kansas City Royals in the 24th round of the 1978 draft.

Johnson played in 22 Major League games over parts of three seasons with the Royals (1982-83) and Expos (1984), batting .261. When he was playing for Montreal, his locker was next to Pete Rose's.



Ron Johnson is the all-time winningest manager in Tides history with 491 wins.

Buck Showalter, the Orioles manager from 2010-18, frequently called Johnson "the best Triple-A manager in baseball," and he was admired by the countless players he coached throughout his career. Johnson helped mold dozens of major league All-Stars over the years, and his players have described him as a motivator whose personality and love of the game brought out the best in everyone.

Johnson and his wife Daphne have five children – Savannah, Christopher, Christian, Cheyanne and Bridget. He will truly be missed by all.

R
J

HARBOR PARK



HARBOR PARK, with its outstanding view and sound design, was opened in 1993. The ballpark is located in downtown Norfolk on the Elizabeth River, and the Tides christened their new home on 4/14/93 with a 2-0 victory against the Ottawa Lynx.

Talks of a new stadium for the Tides began during the 1990 season. Several sites were discussed, and the area known as "Bessie's Place" in downtown Norfolk was selected due to the nationwide success of downtown ballparks. Ground was broken in February of 1992 and work began shortly after.

HOK Sports Facilities Group of Kansas City, Mo. (currently known as Populous) was chosen to design the crown jewel on the Norfolk waterfront. HOK Sports Facilities Group has also designed some of the finest major league parks, including Oriole Park at Camden Yards in Baltimore, PNC Park in Pittsburgh, Comerica Park in Detroit, PETCO Park in San Diego, Citizens Bank Park in Philadelphia, Citi Field in New York and the new Yankee Stadium.

The design team, led by Earl Santee, elected to create a nautical image with shipyard crane-like light towers and arrays of colorful flags. However, it also had to fit into the downtown business scene, and the brick exterior of the stadium was selected for just that purpose.

Harbor Park features nearly 9,000 lower-deck seats, 2,800 upper-deck seats, and 400 seats in 24 luxury skyboxes. The park also features a 225-seat restaurant known as "Hits at the Park," a climate-controlled facility that offers a complete view of the playing field. Two LED video boards were installed in the right field scoreboard prior to the 2006 season, while three LED ribbon boards were installed prior to the 2013 season. An additional party deck was built in right field prior to the 2009 season which moved the right field fence in 20 feet. The playing surface was completely renovated prior to the 2014 season, with the center field fences moved in 10 feet. The picnic area in left field was completely renovated prior to the 2018 season. The Harbor Park field dimensions are 333 ft in LF, 400 ft in CF, and 318 ft in RF, and the capacity of the ballpark is 11,856.

The facility is owned by the City of Norfolk. Its construction was financed by rent paid by the Tides and other revenue from non-baseball events held in the facility. The total cost of construction for the stadium exceeded \$16 million.

Harbor Park was selected by *Baseball America* as the finest minor league facility in the United States in 1995.

HARBOR PARK PREGAME SCHEDULE

	<u>7:05 GAME</u>	<u>6:35 GAME</u>
Tides Infield	4:20 PM	3:50 PM
Tides B.P.	4:30 PM	4:00 PM
Visitor's B.P.	5:15 PM	4:45 PM
Visitor's Infield	6:00 PM	5:30 PM
	<u>6:05 GAME</u>	<u>4:05 GAME</u>
Tides Infield	3:20 PM	1:20 PM
Tides B.P.	3:30 PM	1:30 PM
Visitor's B.P.	4:15 PM	2:15 PM
Visitor's Infield	5:00 PM	3:00 PM
	<u>1:05 GAME</u>	<u>12:05 GAME</u>
Tides Infield	10:20 AM	9:20 AM
Tides B.P.	10:30 AM	9:30 AM
Visitor's B.P.	11:15 AM	10:15 AM
Visitor's Infield	12:00 PM	11:00 AM

HARBOR PARK FIRSTS

First Game at Harbor Park	April 14, 1993 Tides vs. Ottawa
First Win at Harbor Park	April 14, 1993 (Tides 2, Ottawa 0)
First Tides' Starting Pitcher	Bobby J. Jones, RHP
First Pitch	Strike by Bobby J. Jones
First Tides' Relief Pitcher	Gregg Langbehn (4/14/93)
First Tides' Winning Pitcher	Bobby J. Jones (4/14/93)
First Batter	F.P. Santangelo, Ottawa
First Hit	Terrel Hansen, Ottawa
First Tides' Batter	Wayne Housie
First Tides' Hit	Steve Springer, double (4/14/93)
First Tides' Run	Eric Bullock (4/14/93)
First Tides' Double	Steve Springer (4/14/93)
First Tides' Triple	Eric Hillman (4/17/93)
First Tides' Home Run	Steve Springer (4/15/93)
First Tides' RBI	Steve Springer (4/14/93)
First Tides' Stolen Base	Eric Bullock (4/14/93)
First No-Hitter (7 Innings)	Steve Trachsel (5/29/01)

TIDES TRIPLE-A REGULAR SEASON ATTENDANCE

<u>YEAR</u>	<u>ATTENDANCE</u>	<u>YEAR</u>	<u>ATTENDANCE</u>
1969*	68,446	1996	506,965
1970*	139,185	1997	507,328
1971	132,970	1998	479,222
1972	100,780	1999	486,727
1973	103,426	2000	479,741
1974	69,027	2001	498,950
1975	112,100	2002	500,192
1976	103,390	2003	480,963
1977	136,390	2004	485,260
1978	113,281	2005	502,502
1979	107,685	2006	463,769
1980	114,404	2007	464,034
1981	135,033	2008	433,767
1982*	145,339	2009	387,153
1983	138,659	2010	392,752
1984	125,720	2011	397,889
1985*	155,716	2012	389,188
1986*	168,483	2013	382,195
1987*	168,517	2014	358,147
1988*	194,089	2015	386,402
1989*	216,429	2016	373,042
1990	193,055	2017	359,263
1991	196,998	2018	341,369
1992	174,362	2019	350,086
1993*	529,708	2020	NA
1994*	546,826		
1995*	560,211		

**Triple-A Franchise Attendance Record*

<u>YEARS</u>	<u>FACILITY</u>	<u>TOTAL ATTENDANCE</u>
1969	Frank D. Lawrence Stadium	68,446
1970-1992	Metropolitan Memorial Park	3,245,038
1993-	Harbor Park	12,043,651

TOP TEN BASEBALL CROWDS AT HARBOR PARK

<u>#</u>	<u>ATTENDANCE</u>	<u>DATE</u>	<u>OPPONENT</u>
1.	14,263	8/31/96	Richmond
2.	13,902	8/27/16	Charlotte
3.	13,727	9/2/95	Richmond
4.	13,722	9/5/98	Richmond
5.	13,531	8/22/15	Toledo
6.	13,403	8/30/03	Richmond
7.	13,213	8/9/03	Richmond
8.	13,161	8/11/97	Columbus
9.	13,119	7/3/02	Richmond
10.	13,079	8/30/97	Ottawa



2021 MEDIA INFORMATION

CREDENTIALS: Daily credentials are available to outside media upon request. To obtain media credentials, please email dlaverde@norfolktides.com. All requests should be made at least 24 hours prior to game time to assure compliance. If given a credential, you will pick it up at the Harbor Park main entrance no earlier than four hours prior to first pitch the day of the event. When you arrive, a member of the Tides Media Relations Staff will meet you at the main entrance with your credential and escort you to your assigned workspace. Please note that due to local laws and orders, the Tides must limit the number of media at each game. That limit is determined on a game-to-game basis and the Tides may prohibit media access on any given day.

PHOTOGRAPHERS: Per Minor League Baseball COVID-19 rules and regulations, photographers will shoot the game from assigned portions of the seating area, determined by the Tides Media Relations Department, and must maintain a six-foot "buffer zone" between themselves, the playing field and others at all times. Photographers may move freely around these assigned portions of the seating area, but must not obstruct any fan's view of the game at any time. At no point should a photographer enter the camera wells, playing field, clubhouse or interview room. The Tides will provide instructions to all photographers the day of the game.

FIELD, DUGOUTS AND CLUBHOUSES: Per Minor League Baseball COVID-19 rules and regulations, media will not be permitted access to the field, dugouts or clubhouses during the 2021 season. These restrictions are subject to change and any updates made to these guidelines will be communicated by Minor League Baseball.

PRESS BOX: The press box is located on the fourth level of Harbor Park behind home plate. Each workspace is equipped with an electrical outlet and wireless internet access. The press box is open to working media ONLY. For 2021, the press box will be an assigned workspace to specific media members as determined by the Tides Media Relations Department each game. The press box is a working environment - please respect those working around you.

GAME NOTES: Game notes, rosters, lineups and statistics are available in the press box approximately three hours prior to game time. Anyone needing information earlier should contact the media relations office. To be added to a game notes distribution list, please email dlaverde@norfolktides.com.

INTERVIEWS: Per Minor League Baseball COVID-19 rules and regulations, all pregame and postgame interviews with Tides players and coaches must take place by video conference or telephone call and will be coordinated by Dan Laverde, Director of Communications. No media will have direct access to players, the manager or other baseball operations personnel (subject to change).



BALTIMORE ORIOLES FRONT OFFICE STAFF

BASEBALL OPERATIONS

Executive Vice President and General ManagerMike Elias
 Director, Baseball DevelopmentEve Rosenbaum
 Director, Baseball AdministrationKevin Buck
 Manager, Team TravelJeff Gillis
 Manager, Advance Scouting OperationsBill Wilkes
 Coordinator, Major League Video/Advance ScoutingBen Sussman-Hyde
 Coordinator, Major League ScoutingRyan Klimek
 Senior Director, International ScoutingKoby Perez
 Director, Pro ScoutingMike Snyder

BASEBALL ANALYTICS

Vice President & Assistant General Manager, AnalyticsSig Mejdal
 Manager, Baseball SystemsDi Zou

PLAYER DEVELOPMENT

Director, Player DevelopmentMatt Blood
 Director, Minor League OperationsKent Qualls
 Director, Dominican Republic AcademyFelipe Rojas Alou, Jr.
 Senior Manager, Minor League & International AdministrationJ. Maria Arellano
 Spanish Translator and Coordinator, Latin American OperationsRamón Alarcón
 Education CoordinatorAnaíma García
 Player Performance FacilitatorEthan Stewart

COMMUNICATIONS

Senior Vice President, Community Development & CommunicationsJennifer Grondahl
 Director, Public RelationsKatie Krause
 Manager, Baseball CommunicationsAdam Esselman
 Senior Coordinator, Public Relations & PublicationsKailey Adams
 Senior Coordinator, Player & Family RelationsJackie Harig
 Public Relations AssistantLiam Davis

2021 ORIOLES MINOR LEAGUE COACHING STAFFS



Norfolk Tides (Triple-A)

Manager - Gary Kendall
 Pitching Coach - Kennie Steenstra
 Hitting Coach - Tim Gibbons
 Fundamentals Coach - Ramon Sambo
 Development Coach - Malcolm Holland
 Athletic Trainer - Chris Poole
 Strength & Conditioning - Trey Wiedman



Bowie Baysox (Double-A)

Manager - Buck Britton
 Pitching Coach - Justin Ramsey
 Hitting Coach - Ryan Fuller
 Fundamentals Coach - Jeff Kunkel
 Development Coach - Grant Anders
 Athletic Trainer - Marty Brinker
 Strength & Conditioning - Jon Medici



Aberdeen IronBirds (High-A)

Manager - Kyle Moore
 Pitching Coach - Josh Conway
 Hitting Coach - Tom Eller
 Fundamentals Coach - Tim DeJohn
 Development Coach - Ryan Goll
 Athletic Trainer - Adam Sparks
 Strength & Conditioning - TBA



Delmarva Shorebirds (Low-A)

Manager - Dave Anderson
 Pitching Coach - Robbie Aviles
 Hitting Coach - Patrick Jones
 Fundamentals Coach - Matt Packer
 Development Coach - David Barry
 Athletic Trainer - Gary Smith
 Strength & Conditioning - Liz Pardo

A photograph of Gary Kendall, a coach for the Norfolk Tides. He is wearing an orange Norfolk Tides jersey with white piping and a Russell logo on the sleeve. He is also wearing a black baseball cap with the team's logo. He is standing in the dugout, leaning on a railing, and looking off to the side. Another person in a dark jersey is visible in the background.

GARY KENDALL



COACHING STAFF

Gary Kendall

MANAGER

BATS **RIGHT** THROWS **RIGHT** DOB **7/27/63**

BORN: **Baltimore, MD** RESIDES: **Princess Anne, MD**
 HIGH SCHOOL: **Sparrows Point High School (Baltimore, MD)**
 COLLEGE: **Community College of Baltimore, Atlantic Christian College (NC)**
 OPENING DAY AGE: **57**



GARY KENDALL is in his second year in Norfolk and his 21st season in the Orioles organization. He posted a 60-79 record in his first season with the Tides, leading a squad that featured an International League Most Valuable Player (IF/OF Ryan Mountcastle) and the league-leader in strikeouts (LHP Keegan Akin). Prior to his time in Norfolk, he spent the previous eight seasons as the manager of the Bowie Baysox, where he set the club's franchise record with 570 wins. Kendall led the Baysox to a postseason appearance in three of his eight seasons with Bowie, including the franchise's lone Eastern League championship during the 2015 campaign. Following the 2013 season he skippered the Surprise Saguaros of the Arizona Fall League, helping lead them to the AFL championship. Kendall has also managed at Class-A Delmarva, Short-Season A Aberdeen and Rookie-level Bluefield in the Orioles system, amassing 962 career managerial victories over his 16-year managerial career.

Kendall began his coaching career at the Community College of Baltimore from 1987-1989 before moving on to Towson State University from 1990-1991. He served as a part-time scout for the Orioles from 1991-1995 before joining the San Diego Padres as a scout from 1996-1999. He rejoined the Orioles organization in 2000, joining Rookie-level Bluefield as a Field Coach for two seasons before serving as a coach with Aberdeen in 2002 and 2003.

In addition to his stints as a manager and coach in the Orioles system, Kendall also served as the Baltimore Orioles Extended Spring Coordinator in 2008 and 2009. He earned the Cal Ripken Sr. Player Development Award in 2013. He is just the third Tides manager since Norfolk became an Orioles affiliate in 2007, following Gary Allenson (2007-2011) and Ron Johnson (2012-2018).

Kendall is a 1981 graduate of Sparrows Point High School in Baltimore, and he went on to play baseball at the Community College of Baltimore and at Atlantic Christian College (NC), where he received his degree in 1987.

GARY KENDALL'S MANAGERIAL CAREER

YR	CLUB	LEAGUE	ORG	W-L	PCT	FINISH
2004	Bluefield	Appalachian (R)	BAL	28-39	.418	4th
2005	Delmarva	South Atlantic (A)	BAL	72-67	.518	3rd*
2006	Delmarva	South Atlantic (A)	BAL	64-73	.467	6th
2007	Delmarva	South Atlantic (A)	BAL	68-68	.500	5th
2008	Aberdeen	New York-Penn (A)	BAL	36-39	.480	4th
2009	Aberdeen	New York-Penn (A)	BAL	30-44	.405	4th
2010	Aberdeen	New York-Penn (A)	BAL	34-40	.459	3rd
2011	Bowie	Eastern (AA)	BAL	75-66	.524	3rd
2012	Bowie	Eastern (AA)	BAL	78-64	.549	2nd*
2013	Bowie	Eastern (AA)	BAL	71-71	.500	3rd
2014	Bowie	Eastern (AA)	BAL	72-70	.507	3rd
2015	Bowie	Eastern (AA)	BAL	79-63	.556	1st*
2016	Bowie	Eastern (AA)	BAL	56-86	.394	6th
2017	Bowie	Eastern (AA)	BAL	72-68	.514	2nd*
2018	Bowie	Eastern (AA)	BAL	67-71	.486	4th
2019	Norfolk	International (AAA)	BAL	60-79	.432	4th

CAREER TOTALS (16 YEARS) 962-1,008 .488

**Made Postseason*

MAJOR LEAGUE ALL-STARS GARY KENDALL HAS MANAGED (15)

PLAYER	TEAM	YEAR	MLB ALL-STAR
Britton, Zach	Bowie	2011, 2012, 2017*, 2018*	2015, 2016
Davis, Chris	Bowie	2011*, 2014*	2013
Guerrero, Vladimir	Bowie	2011*	8x
Hardy, J.J.	Bowie	2016*	2007, 2013
Izturis, Cesar	Bowie	2011*	2005
Lee, Derrek	Bowie	2011*	2005, 2007
Machado, Manny	Aberdeen, Bowie	2010, 2012	2013, 2015, 2016, 2018
Markakis, Nick	Bowie	2012*	2018
Means, John	Bowie	2017, 2018	2019
Roberts, Brian	Bowie	2012*	2005, 2007
Schoop, Jonathan	Bowie	2012, 2018*	2017
Simón, Alfredo	Bowie	2011	2014
Tillman, Chris	Bowie	2012*, 2017*	2013
Trumbo, Mark	Bowie, Norfolk	2018*, 2019*	2012, 2016
Wieters, Matt	Bowie	2015*	2011, 2012, 2014, 2016

**Rehab Assignment*



GARY KENDALL was promoted to Norfolk in 2019 after an eight-year stint with the Bowie Baysox, where he set a franchise record with 570 wins. (Steven Goldberg/Norfolk Tides)

Kennie Steenstra

PITCHING COACH

BATS **RIGHT** THROWS **RIGHT** DOB **10/13/70**

BORN: **Springfield, MO** RESIDES: **Liberty, MO**

HIGH SCHOOL: **Plato High School (Plato, MD)**

COLLEGE: **Wichita State University**

OPENING DAY AGE: **50**

MLB DEBUT: **With Chicago Cubs, 5/21/98 vs. Los Angeles Dodgers**



KENNIE STEENSTRA is entering his first season as Norfolk's Pitching Coach after a three-year stint as the Pitching Coach for Double-A Bowie, where he helped lead the Baysox to franchise records in both ERA (3.18) and WHIP (1.18) in 2019. The 2021 season is his 18th as a coach, including his 17th in the Orioles organization.

Steenstra served as the Pitching Coach in Bowie from 2017-2019 and 2010-2012. In between, he worked as the Pitching Coach for Class-A Frederick from 2013-2016. He spent his first four seasons in the Orioles organization with Class-A Delmarva from 2005-2008 before coaching in Frederick in 2009. He began his coaching career as the Pitching Coach for the Lincoln Salt Dogs in the Independent Northern League.

As a player, Steenstra pitched in 281 games (238 starts) over an 11-year minor league career split between Cubs, Braves, Mariners, Cardinals, Orioles, Marlins and Diamondbacks. He appeared in four big league games with the Cubs in 1998, making his big league debut at Wrigley Field against the Dodgers on 5/21/98. He also pitched in six games (four starts) for Baltimore's Triple-A affiliate in Rochester in 2002.

Steenstra was a 12th round pick of the Cubs in the 1992 draft out of Wichita State University, where he graduated with a degree in Business Administration. He was a consensus All-America selection and the Missouri Valley Conference Pitcher of the Year in 1991 in addition to being an Academic All-American during his junior and senior seasons. He also won 25 consecutive decisions during his time with the Shockers, falling one victory shy of tying the NCAA record. He also played for Team USA in the 1991 Pan American Games held in Cuba.

Steenstra's son, Logan, was a 40th round pick of the Twins in the 2019 draft out of Cowley Community College (KS).

KENNIE STEENSTRA'S COACHING CAREER

2004	Pitching Coach, Lincoln Salt Dogs (Independent League)
2005-08	Pitching Coach, Delmarva Shorebirds (Class-A, Orioles)
2009	Pitching Coach, Frederick Keys (Advanced-A, Orioles)
2010-12	Pitching Coach, Bowie Baysox (Double-A, Orioles)
2013-16	Pitching Coach, Frederick Keys (Advanced-A, Orioles)
2017-19	Pitching Coach, Bowie Baysox (Double-A, Orioles)
2020	Pitching Coach, Norfolk Tides (Triple-A, Orioles)

KENNIE STEENSTRA'S PLAYING CAREER

YR	CLUB	ORG	W-L	ERA	G	GS	CG	SHO	SV	IP	H	R	ER	BB	SO
92	Peoria (A)	CHC	6-0	2.11	12	12	4	2	0	89.2	79	29	21	21	68
	Geneva (A)	CHC	3-0	0.90	3	3	1	0	0	20.0	11	4	2	3	12
93	Iowa (AAA)	CHC	1-0	6.75	1	1	0	0	0	6.2	9	5	5	4	6
	Orlando (AA)	CHC	8-0	3.59	14	14	2	2	0	100.1	103	47	40	25	60
	Daytona (A)	CHC	5-0	2.55	13	13	1	1	0	81.1	64	26	23	12	57
94	Iowa (AAA)	CHC	1-0	13.15	3	3	0	0	0	13.0	24	21	19	4	10
	Orlando (AA)	CHC	9-0	2.61	23	23	2	1	0	158.1	146	55	46	39	83
95	Iowa (AAA)	CHC	9-1	3.89	29	26	6	2	0	171.1	174	85	74	48	96
96	Iowa (AAA)	CHC	8-0	5.01	26	26	1	0	0	158.0	170	96	88	47	101
97	Iowa (AAA)	CHC	5-0	3.92	25	25	4	0	0	160.2	161	85	70	41	111
98	CHICAGO (NL)	CHC	0-1	10.80	4	0	0	0	0	3.1	7	4	4	1	4
	Iowa (AAA)	CHC	11-0	4.38	25	24	1	1	0	148.0	171	84	72	36	104
99	Tacoma (AAA)	SEA	1-1	5.57	13	10	0	0	0	51.2	60	40	32	15	24
	Greenville (AA)	ATL	2-1	3.79	8	0	0	0	0	19.0	25	8	8	1	12
00	Memphis (AAA)	STL	1-3	3.86	10	1	0	0	2	25.2	28	11	11	12	13
	Tucson (AAA)	ARI	8-2	4.01	24	19	1	0	0	130.1	159	68	58	41	62
01	Tucson (AAA)	ARI	9-0	4.18	28	28	1	0	0	170.0	187	101	79	42	114
02	Rochester (AAA)	BAL	1-1	4.76	6	4	0	0	0	22.2	31	15	12	7	4
	Calgary (AAA)	FLA	1-0	11.13	9	4	0	0	0	32.1	64	41	40	11	19
	Tucson (AAA)	ARI	1-1	3.86	9	2	0	0	0	21.0	20	9	9	7	12
Major League Totals			0-1	10.80	4	0	0	0	0	3.1	7	4	4	1	4
Minor League Totals			90-78	4.04	281	238	24	9	2	1580.0	1686	830	709	416	968



KENNIE STEENSTRA pitched for the Cubs in 1998 and posted 90 wins over an 11-year minor league career. He helped Bowie register a franchise record 3.18 ERA in 2019. (Otto Greule Jr./Getty Images)

Tim Gibbons

HITTING COACH

HOMETOWN: **Greenlawn, NY**
HIGH SCHOOL:
COLLEGE: **St. John's University (NY)**
OPENING DAY AGE:



TIM GIBBONS is entering his second year in the Orioles organization and his first as Hitting Coach with the Tides. Gibbons had been slated to serve as the Hitting Coach for the Double-A Bowie Baysox in 2020 before working with the Orioles at their Alternate Training Site.

Prior to 2020, Gibbons held several baseball jobs in private coaching, hitting instruction and player development. After serving as a personal trainer (2008-10), high school baseball coach (2009-10, 2013), and private baseball instructor (2011-2015), Gibbons started his own travel baseball program, LineDrivePro Baseball, that he owned and operated in Orlando, FL from 2016-17.

From 2017-19, Gibbons served as the Director of Player Development at The Data Cage, a sports training service in Jacksonville, FL. He then went on to work as the Director of Hitting at Be Elite Advanced Sports Training, an athletic training service in Commack, NY before joining the O's organization in 2020.

Gibbons graduated from St. John's University in New York with a degree in Sports Communication.

TIM GIBBON'S BACKGROUND

2008-10	AFPA Certified Personal Trainer
2009-10	Varsity Assistant Baseball Coach, Harborfields High School (NY)
2011-13	Baseball Instructor, Winners Edge Sports Training
2013	Junior Varsity Baseball Coach, Lake Howell High School (FL)
2013-15	Instructor, Quinco Baseball Academy (FL)
2016-17	Owner, LineDrivePro Baseball (FL)
2017-19	Director of Player Development, The Data Cage (FL)
2019-20	Director of Hitting, Be Elite Advanced Sports Training (NY)
2020	Hitting Coach, Bowie Baysox (Double-A, Orioles)*
2021	Hitting Coach, Norfolk Tides (Triple-A, Orioles)

*No season due to Covid-19 pandemic

Ramon Sambo

FUNDAMENTALS COACH

BATS **BOTH** THROWS **RIGHT** DOB **10/29/62**

BORN: **La Romana, DR**
OPENING DAY AGE: **58**

RESIDES: **Bradenton, FL**



RAMON SAMBO is in his second season with Norfolk and his 15th season in the Orioles organization. In 2019, he was named as a Coach on the International League Midseason All-Star Team. Prior to joining the Tides, he spent six seasons as a Field Coach in the Orioles system with the GCL Orioles (2013-15), Frederick Keys (2016) and Aberdeen IronBirds (2017-18). He also served as a coach and coordinator in the Pirates system from 1999-2006.

Sambo has served as a minor league manager for eight seasons, including six in the Orioles system. He's posted a 283-284 record as a minor league skipper, and his managing stints in the O's organization include five seasons with the GCL Orioles (2007, 2009-2012) and Class-A Delmarva in 2008. He also managed the DSL Pirates in the Pittsburgh system in 1995 and 1996.

As a player, Sambo spent 10 minor league seasons with the Philadelphia Phillies, Cincinnati Reds, Milwaukee Brewers, Chicago White Sox and California Angels. He was named to the 1984 South Atlantic League All-Star Team and earned All-Star honors in the Texas League in 1989. He also broke the Midwest League stolen base record with 98 steals for Cedar Rapids during the 1988 campaign.

Sambo resides in Bradenton, FL with his wife, Ada, and daughter, Yorangel.



RAMON SAMBO was named as a Coach on the International League Midseason All-Star Team during the 2019 campaign, his first season in Norfolk. (Scott Sears/Norfolk Tides)

RAMON SAMBO COACHING CAREER

1997	Field Coach, Erie Seawolves (Class-A, Pirates)
1998	Outfield and Baserunning Coordinator, Pittsburgh Pirates
1999	Hitting Coach, Williamsport Crosscutters (Short Season-A, Pirates)
2000-01	Field Coach, Bradenton Pirates, (Class-A, Pirates)
2002	Field Coach, Williamsport Crosscutters (Short Season-A, Pirates)
2003-04	Latin American Field Coordinator, Pittsburgh Pirates
2004	Field Coach, Gulf Coast League Pirates (Rookie Level, Pirates)
2005	Field Coach, Williamsport Crosscutters (Short Season-A, Pirates)
2006	Field Coach, Lynchburg Hillcats (Class-A, Pirates)
2013-15	Field Coach, Gulf Coast Orioles (Rookie Level, Orioles)
2016	Field Coach, Frederick Keys (Class-A, Orioles)
2017-18	Field Coach, Aberdeen IronBirds (Short Season, Orioles)
2019-	Fundamentals Coach, Norfolk Tides (Triple-A, Orioles)

RAMON SAMBO MANAGERIAL CAREER

YR	CLUB	LEAGUE	ORG	W-L	PCT
1995	DSL Pirates	Dominican Summer (R)	PIT	30-36	.418
1996	DSL Pirates	Dominican Summer (R)	PIT	25-46	.352
2007	GCL Orioles	Gulf Coast (R)	BAL	32-24	.571
2008	Delmarva	South Atlantic (A)	BAL	78-61	.561
2009	GCL Orioles	Gulf Coast (R)	BAL	30-26	.536
2010	GCL Orioles	Gulf Coast (R)	BAL	25-34	.424
2011	GCL Orioles	Gulf Coast (R)	BAL	38-22	.633
2012	GCL Orioles	Gulf Coast (R)	BAL	25-35	.417
CAREER TOTALS (8 YEARS)				283-284	.499

RAMON SAMBO'S PLAYING CAREER

YR	CLUB	ORG	AVG	G	AB	R	H	2B	3B	HR	RBI	BB	SO	SB	CS
82	Helena (R)	PHI	.333	19	33	7	11	1	0	0	1	5	9	5	1
83	Bend (A)	PHI	.262	49	164	33	43	2	1	1	9	27	53	20	6
84	Spartanburg (A)	PHI	.300	96	353	75	106	9	2	0	29	64	55	57	14
85	Clearwater (A)	PHI	.262	110	397	63	104	2	5	0	21	37	57	28	17
86	Vermont (AA)	CIN	.294	62	214	39	63	1	4	0	23	45	28	25	10
87	Vermont (AA)	CIN	.226	11	31	3	7	1	0	0	1	1	2	1	2
	Tampa (A)	CIN	.268	88	302	66	81	10	1	0	17	65	43	60	12
88	Cedar Rapids (A)	CIN	.253	139	565	101	143	14	3	1	33	78	116	98	17
89	El Paso (AA)	MIL	.322	115	466	80	150	10	4	2	34	50	99	47	13
90	Vancouver (AAA)	CHW	.250	102	324	46	81	3	3	0	31	54	59	30	10
91	Midland (AA)	CAL	.286	55	161	29	46	5	2	0	10	29	23	14	8
Minor League Totals			.277	846	3010	542	835	58	25	4	209	455	544	385	110

Malcolm Holland

DEVELOPMENT COACH

DOB
6/18/92

RESIDES: **Chandler, AZ**
COLLEGE: **University of Arizona**
OPENING DAY AGE: **28**



MALCOLM HOLLAND enters his second season in the O's organization and his first as the Development Coach for the Tides. Prior to joining the Tides, Holland served as a Player Development Assistant with the Orioles during the 2020 season.

Holland is a recent graduate of the University of Arizona and played football collegiately for the Wildcats as a cornerback and receiver from 2015-19. Holland was also selected by the Los Angeles Dodgers in the 33rd round of the 2011 MLB June Amateur Draft from Hamilton HS (Chandler, AZ), and played five years in the Dodgers system as a second baseman and outfielder from 2011-14.

Chris Poole

ATHLETIC TRAINER

DOB
1/4/88

RESIDES: **Columbia, MD**
COLLEGE: **Towson University, William Paterson University**
OPENING DAY AGE: **33**



CHRIS POOLE is in his fourth season as the Athletic Trainer for the Tides after spending the previous two years as a Major League Assistant Athletic Trainer with the Orioles. He has been an athletic trainer in the O's organization since 2013, having previously spent time with the GCL Orioles and Aberdeen IronBirds.

Poole received his Bachelor of Science degree in Athletic Training from Towson University and his Master of Science degree in Exercise Science with a concentration in Exercise Physiology from William Paterson University. He is a member of the National Athletic Trainers Association, Maryland Athletic Trainers Association, MidAthletic Trainers Association, and the Professional Baseball Athletic Trainers Society.

Trey Wiedman

STRENGTH COACH

DOB
8/25/86

RESIDES: **Houston, TX**
COLLEGE: **University of Memphis, A.T. Still University, University of Houston**
OPENING DAY AGE: **34**



TREY WIEDMAN is in his second season in the Orioles organization after spending the previous nine years in the Houston Astros organization. He served as a strength coach across multiple levels in the Astros system, and he worked as the Assistant Major League Strength and Conditioning Coach during his final three years in Houston.

Wiedman earned a Bachelor's in Exercises Science at University of Memphis, and he played baseball there as well. He's also earned a Master's of Science in Exercise Science from A.T. Still University.



PLAYER BIOS

Fernando Abad

Fernando Antonio Abad (uh-BAHD)

LEFT-HANDED PITCHER

BATS **LEFT** THROWS **LEFT** HEIGHT **6-2** WEIGHT **235** DOB **12/17/85** SERVICE TIME **6.119**

BORN: **La Romana, DR**

RESIDES: **La Romana, DR**

HIGH SCHOOL:

COLLEGE:

ACQUIRED: **Signed by Baltimore as MiLB free agent, 12/21/20**

MLB DEBUT: **For HOU on 7/28/10 vs. CHC (1.0 IP, 1 H, 0 R, 1 BB, 0 K, ND)**



@fabad58



CAREER HIGHS

STRIKEOUTS

6, 9/18/12 @ St. Louis

INNINGS

5.0, 9/18/12 @ St. Louis

WALKS

4, 8/25/12 @ New York (NL)

HOME RUNS ALLOWED

2, 6x, last: 8/26/15 @ Seattle

RUNS ALLOWED

6, 3x, last: 8/31/12 vs. Cincinnati

EARNED RUNS ALLOWED

6, 2x, last: 8/31/12 vs. Cincinnati

HITS ALLOWED

9, 2x, last: 8/31/12 vs. Cincinnati

PITCHES IN A GAME

93, 4/23/10 @ Frisco

PERSONAL

- ◆ Signed by Baltimore as a minor league free agent on 12/21/20.
- ◆ Originally signed by the Houston Astros as a non-drafted free agent on 9/6/02 from the Dominican Republic.
- ◆ Spent Spring Training 2020 with the Washington Nationals as a non-roster invite. Was released on 7/17 and signed with the New York Yankees on 8/25. Spent rest of year at Yankees' alternate training site at Scranton/Wilkes-Barre.

2019

- ◆ Split the season between the San Francisco Giants and their two top minor league teams, Triple-A Sacramento and Double-A Richmond.
- ◆ Went 0-2 with a 4.15 ERA for the Giants in 21 appearances. Made 38 appearances for Sacramento (2-3, 3.07 ERA) and three appearances for Richmond (1-0, 0.00).

2018

- ◆ Played with the Long Island Ducks of the Independent Atlantic League. Went 1-0 with a 0.48 ERA in 18.2 innings.

2017

- ◆ Spent the entire season with the Boston Red Sox, appearing in 48 games and going 2-1 with a 3.30 ERA in 43.2 innings.
- ◆ Earned his second career big-league save on 7/2 against Toronto, throwing 3.0 innings.

2016

- ◆ Began the season with the Minnesota Twins before being traded to the Red Sox on 8/1 in exchange for RHP Pat Light. Made 35 appearances with the Twins (1-4, 2.65 ERA, 34.0 IP) and 18 appearances for the Red Sox (0-2, 6.39 ERA, 12.2 IP).

2015

- ◆ Spent the season with the Athletics, leading the team in appearances (62) and ranking

10th in the American League among lefties. Went 2-2 with a 4.15 ERA in 47.2 innings.

2014

- ◆ Spent the entire season with the Athletics, posting a 2-4 record and a 1.57 ERA in 57.1 IP. Set a career high in appearances (69).
- ◆ Ranked third among American League relievers in percentage of inherited runners scored (13.2%), fifth in ERA (1.57), and seventh in opponents' slugging percentage (.253).

2013

- ◆ Split time between the Washington Nationals and Triple-A Syracuse. Went 0-3 with a 3.35 ERA for the Nationals in 37.2 IP, and 1-0 with a 1.06 ERA in 17.0 IP for Syracuse.
- ◆ Promoted to the major leagues on 5/21 and began his Nationals career with a 10-game scoreless streak (8.2 IP).
- ◆ Pitched to a 1.83 ERA in 20 appearances for the Nationals before the All-Star Break (19.2 IP).

2012

- ◆ Made the Astros' Opening Day roster, pitching in two games before being optioned to Triple-A Oklahoma City. Was recalled on 4/27, then placed on the disabled list on 5/26 with a right intercostal strain.
- ◆ Appeared in 37 games for the Astros, recording a 2.95 ERA in 24 appearances (18.1 IP) before the All-Star Break.
- ◆ Started in six games, his only MLB starts. Went 0-6 with a 6.45 ERA in 22.1 innings.

CAREER HIGHLIGHTS

- ◆ Made MLB debut on 7/28/10, throwing a scoreless inning for the Astros against Chicago (NL).
- ◆ Has made one career MLB Postseason appearance, retiring the only batter he faced, Alex Gordon, on a pop fly in the 12th inning of Oakland's Wild Card loss to Kansas City in 2014. The Royals won two batters later on a walk-off hit by Salvador Perez.
- ◆ Has played for six MLB teams over parts of nine years.

YR	TEAM	ORG	W-L	ERA	G	GS	CG	SHO	SV	IP	H	R	ER	HR	HB	BB	SO	WHIP	AVG
2006	DSL Astros (R)	HOU	5-2	1.32	15	11	0	0	1	61.1	50	18	9	1	6	7	64	0.93	.221
2007	Greenville Astros (R)	HOU	6-4	4.14	17	4	0	0	1	50.0	47	29	23	6	2	12	54	1.18	.24
	Tri-City ValleyCats (A)	HOU	0-0	6.00	2	0	0	0	0	3.0	2	2	2	0	0	2	5	1.33	.182
2008	Lexington Legends (A)	HOU	2-7	3.30	45	0	0	0	3	76.1	78	31	28	9	4	13	94	1.19	.259
2009	Lancaster JetHawks (A)	HOU	4-6	4.14	41	0	0	0	6	82.2	78	42	38	8	5	8	79	1.04	.252
	Corpus Christi Hooks (AA)	HOU	0-1	3.21	3	3	0	0	0	14.0	12	7	5	1	0	3	13	1.07	.222
2010	Corpus Christi Hooks (AA)	HOU	4-3	2.50	14	4	0	0	0	39.2	48	16	11	3	0	6	33	1.36	.306
	Round Rock Express (AAA)	HOU	0-0	1.42	5	0	0	0	0	6.1	5	1	1	1	0	2	9	1.11	.208
	HOUSTON ASTROS (NL)	HOU	0-1	2.84	22	0	0	0	0	19.0	14	6	6	3	0	5	12	1.00	.200
2011	GCL Astros (R)	HOU	0-0	0.00	2	0	0	0	0	2.0	1	0	0	0	0	0	2	0.50	.143
	Oklahoma City RedHawks (AAA)	HOU	2-3	4.80	29	0	0	0	0	30.0	32	16	16	4	0	6	31	1.27	.271
	HOUSTON ASTROS (NL)	HOU	1-4	7.32	29	0	0	0	0	19.2	28	18	16	5	1	9	15	1.88	.326
2012	Oklahoma City RedHawks (AAA)	HOU	2-0	3.90	13	3	0	0	2	27.2	33	12	12	3	1	7	28	1.45	.303
	HOUSTON ASTROS (NL)	HOU	0-6	5.09	37	6	0	0	0	46.0	57	27	26	6	3	19	38	1.65	.311
2013	Syracuse Chiefs	WSH	1-0	1.06	17	0	0	0	0	17.0	17	2	2	0	0	2	12	1.12	.254
	WASHINGTON NATIONALS (NL) WSH		0-3	3.35	39	0	0	0	0	37.2	42	14	14	3	1	10	32	1.38	.271
2014	OAKLAND ATHLETICS (AL)	OAK	2-4	1.57	69	0	0	0	0	57.1	34	11	10	4	4	15	51	0.85	.175
2015	OAKLAND ATHLETICS (AL)	OAK	2-2	4.15	62	0	0	0	0	47.2	45	23	22	11	1	19	45	1.34	.251
2016	BOSTON RED SOX (AL)	BOS	0-2	6.39	18	0	0	0	0	12.2	13	9	9	2	1	8	12	1.66	.255
	MINNESOTA TWINS (AL)	MIN	1-4	2.65	39	0	0	0	1	34.0	27	11	10	2	0	14	29	1.21	.220
2017	BOSTON RED SOX (AL)	BOS	2-1	3.30	48	0	0	0	1	43.2	40	18	16	4	1	14	37	1.24	.242
2018	Long Island Ducks (IND)	--	1-0	0.48	19	0	0	0	2	18.2	15	2	1	0	0	5	23	1.07	.208
2019	Richmond Flying Squirrels (AA)	SF	1-0	0.00	3	0	0	0	0	6.0	3	0	0	0	0	1	6	0.67	.143
	Sacramento RiverCats (AAA)	SF	2-3	3.07	38	0	0	0	13	44.0	49	17	15	3	0	4	49	1.20	.277
	SAN FRANCISCO GIANTS	SF	0-2	4.15	21	0	0	0	0	13.0	9	6	6	2	0	3	9	0.92	.196
Major League Totals			8-29	3.67	384	6	0	0	2	330.2	309	143	135	42	12	116	280	1.29	.247
Minor League Totals			29-29	3.17	244	25	0	0	26	460.0	455	193	162	39	18	73	479	1.15	.257

Keegan Akin

Keegan Lee Akin (A-kin)

LEFT-HANDED PITCHER

BATS **LEFT** THROWS **LEFT** HEIGHT **6-0** WEIGHT **225** DOB **4/1/95** SERVICE TIME **0.108**

BORN: **Alma, MI**

RESIDES: **Sumner, MI**

HIGH SCHOOL: **Bullock Creek High School (Midland, MI)**

COLLEGE: **Western Michigan University**

ACQUIRED: **Selected by Baltimore in the second round of the 2016 draft**

MLB DEBUT: **For BAL on 8/14/20 vs. WSH (3.0, 2 H, 3 R, 3 ER, 1 BB, 1 K, ND)**



@KeeganAkin



@KeeganAkin



CAREER HIGHS

STRIKEOUTS

12, 5/1/18 @ Erie

INNINGS

8.0, 6/27/17 vs. Wilmington

WALKS

7, 8/24/19 @ Charlotte

HOME RUNS ALLOWED

4, 5/22/17 vs. Wilmington

RUNS ALLOWED

8, 8/18/19 @ Syracuse

EARNED RUNS ALLOWED

8, 8/18/19 @ Syracuse

HITS ALLOWED

10, 4/12/17 vs. Potomac

PITCHES IN A GAME

110, 6/27/17 vs. Wilmington

PERSONAL

- Selected by Baltimore in the 2nd round (54th overall) of the 2016 draft.
- Attended Western Michigan University, where he posted a 3.07 ERA and 270 strikeouts in 49 outings for the Broncos. Posted a 1.82 ERA in 17 games (17 starts) in 2016 and set the WMU school record with 133 strikeouts, surpassing the previous record of 99 strikeouts.
- Guided the Broncos to a Mid-American Conference (MAC) championship in 2016 and their first NCAA Tournament appearance since 1989.
- During his junior season at WMU, was named a Third Team All-American by *Baseball America*, named to First Team All-MAC, named to All-MAC Defensive Team, was the MAC Tournament Most Valuable Player, made the All-MAC Tournament Team, and was a two-time winner of the MAC West Player of the Week honor.
- Was the highest draft pick by a Western Michigan University player since 1970.
- Attended Bullock Creek High School (Midland, MI), where he went 10-0 with 104 strikeouts in 49.0 innings pitched during his senior year. Threw a perfect game, two no-hitters and three one-hitters during his senior year in high school.

RANKING ON ORIOLES TOP PROSPECT LISTS ENTERING 2021

#10 - Baseball America | #10 - MLB.com

2020

- Entered the season ranked as the #9 prospect in the Orioles system by *Baseball America* and as the #11 prospect in the system by MLB.com.
- Went 1-2 with a 4.56 ERA in eight games (six starts) for Baltimore in his first MLB action.
- Was recalled from the Alternate Training Site and made his MLB debut in relief on 8/14 vs. Washington, retiring the side in order in his first inning. Tossed 3.0 innings in the outing, allowing three runs on two hits while striking out one (Luis Garcia - first MLB punchout).
- Earned first MLB win on 9/16 vs. Atlanta after allowing three hits and one walk over five shutout innings. He struck out an MLB career-best nine in that outing, the most by an Oriole rookie since Dylan Bundy on 8/17/16. Struck out six batters in a row during the contest.
- Ranked fourth among American League rookies (minimum 25.0 IP) with 12.27 strikeouts per nine innings pitched. He struck out six or more batters in four of his six starts.
- Faced 104 batters without allowing a home run, 8/14 - 9/27.

2019

- Spent the entire season with Norfolk, going 6-7 with a 4.73 ERA in 25 games (24 starts)
- Led the International League with 131 strikeouts, the first Tides pitcher to lead the circuit in punchouts since Manny Hernandez did so with 157 strikeouts in 1990.
- His 131 strikeouts were the most recorded by a Tides pitcher as an Orioles affiliate, besting a 120-strikeout campaign by Garrett Olson in 2008.
- Was named the starting pitcher for the International League in the Triple-A All-Star Game, the first Tides pitcher to start the All-Star Game since Jason Scobie in 2005.
- Ranked among IL leaders in average against (1st, .256), starts (T-4th, 24), ERA (6th, 4.73), WHIP (12th, 1.51) and innings pitched (T-12th, 112.1).
- Registered at least five strikeouts in 17 of his 24 starts, including a 10-strikeout outing on 4/12 vs. Toledo in which he threw just 13 balls over his 6.0-inning, 78-pitch performance.
- Earned first Triple-A victory and threw a season-high 6.2 innings, 5/10 vs. Buffalo.

2018

- Spent the entire season with Double-A Bowie, going 14-7 with a 3.27 ERA in 25 starts.
- Shared the Jim Palmer Award for Orioles Minor League Pitcher of the Year with LHP Zac Lowther. He was honored in an on-field ceremony at Camden Yards on 9/15.
- Named the Eastern League Pitcher of the Year, and was selected as both a Midseason and Postseason Eastern League All-Star. He worked a scoreless inning in the EL All-Star Game.
- Led the Eastern League in strikeouts (142), wins (14), opponent's batting average (.225) and strikeouts per nine IP among starters (9.28). Also ranked among league leaders in ERA (3rd, 3.27), fewest baserunners per nine IP among starters (3rd, 11.51) and walks (5th, 58).
- Ranked second among Orioles farmhands with 142 strikeouts (trailing Zac Lowther's 151 punchouts), while his 3.27 ERA ranked 5th in the O's organization.
- His 14 victories were tied for second in all of Minor League Baseball. The only pitcher with more wins was Cincinnati farmhand Scott Moss, who registered 15 victories. The 14 wins were the 2nd-most in Bowie franchise history behind Brad Bergesen's 15 wins in 2008.
- Went 9-1 with a 2.58 ERA in 11 road starts...Struck out 73 with a .214 opponent average in 66.1 innings on the road.
- Set a new career-high with 12 strikeouts over 6.0 innings in a win at Erie on 5/1. It was the most strikeouts in a game by a Baysox pitcher since Radhames Liz struck out 14 during the 2007 season. Also had a 10-strikeout performance on 5/27 at Binghamton to become the first Baysox pitcher with multiple double-digit strikeout efforts in a season since Mike Ballard accomplished the feat in 2011.

2017

- Spent entire season with Class-A Frederick, where he went 7-8 with a 4.14 ERA.
- Registered a career-high 10 strikeouts twice: 4/12 vs. Potomac and 7/18 at Down East.
- Took a no-hit bid into the eighth inning, 6/27 vs. Wilmington (8.0 IP, 1 H, 0 R, 3 BB, 6 K, W).
- Was twice named the Carolina League Pitcher of the Week: 6/4 and 7/2.
- Allowed three earned runs or less in 18 of his 21 starts.
- Rated by MLB.com as the #9 prospect in the Orioles system after the 2017 season.

2016

- Spent the year in Aberdeen, posting a 1.04 ERA in nine starts.
- Registered 29 strikeouts and just seven walks while holding opponents to a .161 average (15-93). Held left-handed batters to a .129 average (4-31) with nine strikeouts.
- Did not allow a run in seven of his nine outings, including each of his last six.



KEEGAN AKIN led the International League in strikeouts in 2019, the first Tides pitcher to do so since Manny Hernandez accomplished the feat in 1990. (Scott Sears/Norfolk Tides)

YR	TEAM	ORG	W-L	ERA	G	GS	CG	SHO	SV	IP	H	R	ER	HR	HB	BB	SO	WHIP	AVG
2016	Aberdeen IronBirds (A)	BAL	0-1	1.04	9	9	0	0	0	26.0	15	4	3	0	0	7	29	0.85	.161
2017	Frederick Keys (A+)	BAL	7-8	4.14	21	21	0	0	0	100.0	89	50	46	12	3	46	111	1.35	.240
2018	Bowie Baysox (AA)	BAL	14-7	3.27	25	25	0	0	0	137.2	114	52	50	16	4	58	142	1.25	.225
2019	Norfolk Tides (AAA)	BAL	6-7	4.73	25	24	0	0	0	112.1	109	64	59	10	2	61	131	1.51	.252
2020	BALTIMORE ORIOLES (AL)	BAL	1-2	4.56	8	6	0	0	0	25.2	27	17	13	3	1	10	35	1.44	.262
Minor League Totals			27-23	3.78	80	79	0	0	0	376.0	327	170	158	38	9	172	413	1.33	.233
Major League Totals			1-2	4.56	8	6	0	0	0	25.2	27	17	13	3	1	10	35	1.44	.262

Diógenes Almengo

Diógenes Almengo (DEE-oh-HEN-ehs al-MANG-oh)

RIGHT-HANDED PITCHER

BATS **RIGHT** THROWS **RIGHT** HEIGHT **6-2** WEIGHT **190** DOB **6/2/95** SERVICE TIME **0.000**

BORN: **Santiago de los Caballeros, DR**

RESIDES: **Santiago de los Caballeros, DR**

HIGH SCHOOL:

COLLEGE:

ACQUIRED: **Signed by Baltimore as MiLB free agent, 2/23/18**

MLB DEBUT:



@diogenesalmengo



CAREER HIGHS

STRIKEOUTS

6, 5/30/15 @ DSL Athletics

INNINGS

5.0, 5x, last: 7/21/16 @ Johnson City

WALKS

7, 6/25/17 @ Vermont

HOME RUNS ALLOWED

2, 8/17/19 @ Fayetteville

RUNS ALLOWED

6, 8/11/16 @ Johnson City

EARNED RUNS ALLOWED

6, 8/11/16 @ Johnson City

HITS ALLOWED

6, 4x, last: 9/1/18 @ Lakewood

PITCHES IN A GAME

60, 3x, last: 7/5/17 vs. Brooklyn

PERSONAL

2016

- ♦ Signed by Baltimore as a minor league free agent on 2/23/18.
- ♦ Originally signed by the Houston Astros as a non-drafted free agent on 6/12/14 from the Dominican Republic... Was released on 12/20/17.

2019

- ♦ Spent the entire year with Class-A Frederick, going 5-5 with a 3.90 ERA (24 ER, 55.1 IP) and 66 strikeouts in 35 relief appearances.
- ♦ Limited opposing left-handed batters to a .180 (16-for-89) batting average, while right-handers hit just .237 (27-for-114) against him.
- ♦ Did not allow an earned run in six July outings (11.0 IP) and yielded just four hits with 14 strikeouts over that stretch.
- ♦ Had a 6.17 ERA (16 ER, 23.1 IP) in 17 appearances before the All-Star break, then posted a 2.25 ERA (8 ER, 32.0 IP) in 18 outings during the second half of the season.
- ♦ Recorded a strikeout in 17 consecutive appearances from 5/26-8/1 and posted a 1.47 ERA (5 ER, 30.2 IP) and .151 opponent batting average with 34 strikeouts over that span.
- ♦ Struck out multiple batters in 21 of his 35 outings.
- ♦ Led Frederick with a career-high 13 saves on the year...His 13 saves were also tied for the second-most in the Carolina League.
- ♦ Walked a career-high 40 batters and had 12 outings in which he allowed two-or-more walks.

2018

- ♦ Split the season between Class-A Aberdeen and Class-A Delmarva in his first season in the Orioles organization. Went 0-2 with a 3.95 ERA (6 ER, 13.2 IP) and 17 strikeouts in 11 relief appearances for the IronBirds and 1-2 with a 3.77 ERA (6 ER, 14.1 IP) and 19 strikeouts in 11 relief appearances for the Shorebirds.
- ♦ With Aberdeen, limited opposing left-handed batters to a .130 (3-for-23) batting average, while right-handed batters hit .300 (9-for-30).
- ♦ Promoted to Class-A Delmarva on 8/1.
- ♦ Tossed a season-high 3.0 innings on 8/29 against Hickory, striking out 5 of 11 hitters faced and allowing just one hit.
- ♦ Struck out 17 batters in 12.0 innings in his first month with the Shorebirds, holding opposing hitters to a .122 batting average.

2017

- ♦ Spent the season with Class-A Tri-City while working entirely in relief, going 1-4 with a 4.96 ERA (18 ER, 32.2 IP) in 18 total appearances for the ValleyCats.
- ♦ Held opposing left-handed hitters to a .200 (9-for-45) batting average on the year.
- ♦ Limited all hitters to a .170 (9-for-53) batting average in seven total appearances across August and September.
- ♦ Tossed 3.0 hitless innings while notching three strikeouts on 8/29 against Hudson Valley.
- ♦ Threw at least two innings out of the bullpen in each of his final five appearances, striking out 14 in 14.1 innings over that span.

- ♦ Played entire season with the Greeneville Astros of the Appalachian League, going 1-2 with a 4.33 ERA (21 ER, 43.2 IP) across 13 appearances (four starts).

- ♦ Struck out multiple hitters in 7 of 13 appearances.

- ♦ Held opposing hitters to one earned run over 6.0 innings in the month of June, allowing just two hits.

- ♦ Tied a career high with 5.0 IP against Johnson City in his third and final start of the year, earning the win.

- ♦ Allowed a career-high six earned runs against Johnson City on 8/11, also tying a career high in hits allowed (6) over 1.1 innings.

2015

- ♦ Split the year between three Rookie-level teams, including stints in the Appalachian League, Gulf Coast League and Dominican Summer League.

- ♦ Went 3-1 with a 2.31 ERA in six appearances for Greeneville, posting a 2.78 ERA in seven appearances for the GCL Astros and a 0.51 ERA in four appearances for the DSL Astros.

- ♦ Limited opposing hitters to a .145 batting average and one earned run across four starts in the Dominican Summer League, striking out 17 in 17.2 innings pitched.

- ♦ Spent May and June with the DSL Astros before being assigned to the Gulf Coast League on 6/22.

- ♦ Assigned to Greeneville on 7/25, where he finished out the year and pitched to a 2.95 ERA in five starts (18.1 IP)... Also appeared in one game as a reliever, throwing five innings and striking out five.

2014

- ♦ Made six relief appearances in the Dominican Summer League, going 1-0 with a 3.50 ERA (7 ER, 18.0 IP).

- ♦ Struck out five hitters in 5.0 innings on 8/6 against the DSL Rangers, allowing just one earned run.

- ♦ Threw multiple innings out of the bullpen in five of six appearances, including a total of 13.0 IP across his final three outings.

YR	TEAM	ORG	W-L	ERA	G	GS	CG	SHO	SV	IP	H	R	ER	HR	HB	BB	SO	WHIP	AVG
2014	DSL Astros 2 (R)	HOU	1-0	3.50	6	0	0	0	1	18.0	19	7	7	0	1	6	13	1.39	.271
2015	Greeneville Astros (R)	HOU	3-1	2.31	6	5	0	0	0	23.1	18	6	6	0	3	6	16	1.03	.209
	GCL Astros (R)	HOU	0-0	2.78	7	3	0	0	0	22.2	19	8	7	0	1	6	15	1.10	.226
	DSL Astros (R)	HOU	0-0	0.51	4	4	0	0	0	17.2	9	5	1	0	1	10	17	1.08	.145
2016	Greeneville Astros (R)	HOU	1-2	4.33	13	4	0	0	3	43.2	36	23	21	4	4	28	23	1.47	.229
2017	Tri-City ValleyCats (A)	HOU	1-4	4.96	18	0	0	0	1	32.2	26	23	18	2	0	24	27	1.53	.218
2018	Aberdeen IronBirds (A)	BAL	0-2	3.95	11	0	0	0	3	13.2	12	8	6	0	0	6	17	1.32	.226
	Delmarva Shorebirds (A)	BAL	1-2	3.77	11	0	0	0	1	14.1	11	8	6	0	2	4	19	1.05	.204
2019	Frederick Keys (A)	BAL	5-5	3.90	35	0	0	0	13	55.1	43	27	24	7	4	40	66	1.50	.212
Minor League Totals			12-16	3.58	111	16	0	0	22	241.1	193	115	96	13	16	130	213	1.34	.217

Rylan Bannon

Rylan Thomas Bannon (RYE-linn ban-inn)

INFIELDER

BATS **RIGHT** THROWS **RIGHT** HEIGHT **5-8** WEIGHT **180** DOB **4/22/96** SERVICE TIME **0.000**

BORN: **Joliet, IL**

RESIDES: **Joliet, IL**

HIGH SCHOOL: **Joliet Catholic High School (Joliet, IL)**

COLLEGE: **Xavier University**

ACQUIRED: **Trade with LAD (with 4 others) for IF Manny Machado, 7/18/18**

MLB DEBUT:



@RBannon4



@bannonrylan



CAREER HIGHS

HITS

4, 6x, last: 5/2/19 @ Erie

RBI

5, 2x, last: 8/26/19 @ Gwinnett

RUNS

4, 9/2/17 vs. Orem

HOME RUNS

3, 4/18/18 @ Lancaster

STRIKEOUTS

4, 5/24/18 vs. Stockton

WALKS

3, 6x, last: 9/3/18 vs. Altoona

STOLEN BASES

2, 8/12/17 vs. Billings

HITTING STREAK

11 games, 2018

PERSONAL

- ◆ Acquired by Baltimore from the Los Angeles Dodgers, along with OF Yusniel Diaz, RHP Dean Kremer, RHP Zach Pop & IF Breyvic Valera, for IF Manny Machado, 7/18/18.
- ◆ Originally drafted by the Los Angeles Dodgers in the 8th round of the 2017 draft.
- ◆ Attended Xavier (OH) University, where he was named the Big East Player of the Year as a junior in 2017. Was also a unanimous pick for the All-Big East First Team in 2017 after batting .339 with 15 home runs and 50 RBI for the Musketeers. Was also named All-Big East First Team during his sophomore campaign in 2016.
- ◆ Was a college roommate with LHP Zac Lowther, also a pitcher in the Orioles organization.
- ◆ Went 6-6 with a home run on his 21st birthday in a Xavier win over Butler, 4/22/17.
- ◆ Attended Joliet Catholic High School (IL), helping his team to a state title in 2013. Other notable Joliet Catholic alumni include NBA Hall of Famer George Mikan, former NFL running back Mike Alstott and NFL tight end Coby Fleener.

RANKING ON ORIOLES TOP PROSPECT LISTS ENTERING 2021

#23 - MLB.com

2019

- ◆ Spent the majority of the season with Double-A Bowie, where he hit .255 with eight home runs, 22 doubles and 42 RBI in 110 games.
- ◆ Named an Eastern League Midseason All-Star, going 1-for-2 with a double in the contest.
- ◆ Selected as the third baseman on MLB.com's Orioles Organizational All-Star Team, his third straight MiLB.com Organizational All-Star nod (the first two came with the Dodgers).
- ◆ Had 21 multi-hit games for the Baysox, including two games in which he matched his career-high with four hits in game (4/16 vs. Erie and 5/2 at Erie).
- ◆ Batted .283 with a .389 OBP and five multi-hit contests over 27 games in June.
- ◆ Promoted to Norfolk on 8/13 and spent the rest of the season with the Tides, batting .317 with three home runs, 10 doubles and 17 RBI over 20 games.
- ◆ From 8/13 (when he joined the Tides) through the end of the season, he ranked among IL batters in doubles (1st, 10), runs (T-2nd, 18), extra-base hits (T-3rd, 13), hits (T-4th, 26), total bases (T-4th, 45) and RBI (T-7th, 17).
- ◆ Batted .200 (17-85) with a home run and nine RBI in 22 games for Surprise in the AFL.

2018

- ◆ Played 89 games with Class-A Rancho Cucamonga in the Dodgers organization before being traded to the Orioles on 7/18, where he played 32 games with Double-A Bowie.
- ◆ Chosen as the California League Rookie of the Year after batting .296 with 20 home runs and 61 RBI in 89 games with Rancho Cucamonga.
- ◆ Named a California League Midseason and Postseason All-Star.
- ◆ Led the California League in on-base percentage (.402) and slugging percentage (.559) while ranking 7th in the circuit with a .296 average.
- ◆ Despite not appearing in a game with Rancho Cucamonga after 7/16, still ranked among California League hitters in home runs (T-3rd, 20) and walks (4th, 59).
- ◆ Named as the second baseman on MiLB.com's Dodgers Organizational All-Star Team.
- ◆ Matched his career-high of four hits in three different games with Rancho Cucamonga.
- ◆ Was twice named the California League Player of the Week (6/3 and 6/24).
- ◆ Hit three home runs and drove in five runs on 4/18 at Lancaster, both career-highs.

2017

- ◆ Spent the entire season with the Ogden Raptors (R) in the Dodgers organization, where he hit .336 with 10 home runs and 30 RBI in 40 games.
- ◆ Named a Baseball America Rookie-Level All-Star, and was chosen as the third baseman on MiLB.com's Dodgers' Organizational All-Star Team.
- ◆ Batted .373 in 21 road games and hit .353 with RISP and two outs.
- ◆ Went 4-6 with a home run, two RBI, three runs and two stolen bases, 8/12 vs. Billings.
- ◆ Batted .333 against left-handed pitching and .336 against right-handers.
- ◆ Hit .350 (28-80) with six home runs, 17 RBI and a .436 OBP in 22 games in August.



RYLAN BANNON was named as the third baseman on MiLB.com's Orioles Organizational All-Star Team in 2019, the third straight year he's earned that postseason honor. (Scott Sears/Norfolk Tides).

YR	TEAM	ORG	AVG	G	AB	R	H	2B	3B	HR	RBI	BB	SO	SB	CS	OBP	SLG	OPS
2017	Ogden Raptors (R)	LAD	.336	40	149	39	50	8	0	10	30	19	29	5	0	.425	.591	1.016
2018	Rancho Cucamonga Quakes (A)	LAD	.296	89	338	58	100	17	6	20	61	59	103	4	4	.402	.559	.961
	Bowie Baysox (AA)	BAL	.204	32	98	16	20	6	0	2	11	22	24	0	0	.344	.327	.671
2019	Bowie Baysox (AA)	BAL	.255	110	388	45	99	22	4	8	42	47	72	8	4	.345	.394	.740
	Norfolk Tides (AAA)	BAL	.317	20	82	18	26	10	0	3	17	3	14	0	1	.344	.549	.893
Minor League Totals			.280	291	1055	176	295	63	10	43	161	150	242	17	9	.375	.481	.856

Michael Baumann

Michael Thomas Baumann
RIGHT-HANDED PITCHER

BATS **RIGHT** THROWS **RIGHT** HEIGHT **6-4** WEIGHT **225** DOB **9/10/95** SERVICE TIME **0.000**

BORN: **Maplewood, MN**

RESIDES: **Mahtomedi, MN**

HIGH SCHOOL: **Mahtomedi High School (Mahtomedi, MN)**

COLLEGE: **Jacksonville University**

ACQUIRED: **Selected by Baltimore in the third round of the 2017 draft**

MLB DEBUT:



@bigmiikee



@big_mikebaumann



CAREER HIGHS

STRIKEOUTS

12, 4/30/19 vs. Wilmington

INNINGS

9.0, 2x, last: 8/14/19 vs. Richmond

WALKS

5, 3x, last: 6/9/19 @ Down East

HOME RUNS ALLOWED

2, 3x, last: 8/18/18 @ Lynchburg

RUNS ALLOWED

8, 8/7/18 @ Potomac

EARNED RUNS ALLOWED

7, 2x, last: 8/7/18 @ Potomac

HITS ALLOWED

10, 6/28/18 vs. Winston-Salem

PITCHES IN A GAME

99, 6/2/19 @ Carolina

PERSONAL

- Selected by Baltimore in the 3rd round of the 2017 draft. Was chosen by Minnesota in the 34th round of the 2014 draft but did not sign.
- Attended Jacksonville University, where he was a teammate of O's farmhand Austin Hays.
- Named Preseason All-Atlantic Sun Conference Pitcher of the Year as a junior (2017).
- Attended Mahtomedi High School (MN), helping lead the team to a 24-3 record and the school's first-ever appearance in the state tournament his senior season.
- Also played football in high school as an offensive and defensive lineman.

RANKING ON ORIOLAS TOP PROSPECT LISTS ENTERING 2021

#8 - MLB.com

#8 - Baseball America | Best Slider - Baseball America

2019

- Split the year between Bowie and Frederick, going 7-6 with a 2.98 ERA in 22 starts.
- Ranked among Orioles minor leaguers in shutouts (T-1st, 2), complete games (T-1st, 2), strikeouts (2nd, 142), and innings pitched (6th, 124).
- Named an Orioles Organizational All-Star after the season by MiLB.com.
- Allowed three or less earned runs in 19 of 22 starts. Went at least five innings in 17 starts.
- Opened the year with Frederick, going 1-4 with a 3.83 ERA in 11 starts.
- Named a Carolina League Midseason All-Star and started the All-Star Game, pitching a scoreless first inning.
- Led the Carolina League with 77 strikeouts before the All-Star break.
- Honored as Carolina League Pitcher of the Week on 5/5 after tossing a career-high 12 strikeouts vs Wilmington on 4/30.
- Promoted to Double-A Bowie on 6/21 and finished the season for the Baysox, going 6-2 with a 2.31 ERA in 11 starts.
- Led the Eastern League in wins (6) and shutouts (2) after the All-Star break.
- Went 2-1 with a 1.38 ERA in July, tallying 31 strikeouts in 32.2 innings. Posted a 0.67 WHIP and held opponents to a .148 average in five starts.
- Threw a nine-inning no-hitter against Harrisburg on 7/16, striking out 10 and allowing two walks over 28 batters faced. It was the 10th no-hitter in Bowie's 27-year history, and just the third in a nine-inning game. Bowie's most recent nine-inning no-hitter was pitched by Radhames Liz on 6/1/07 - also against Harrisburg.
- Earned Eastern League Pitcher of the Week after his no-hit performance.
- Tossed his second shutout on 8/14 vs Richmond, allowing four hits and two walks while striking out seven. Named Eastern League Pitcher of the Week for a second time on 8/18.

2018


- Split the year between Frederick and Delmarva, going 13-5 with a 3.17 ERA in 24 starts.
- Ranked among Orioles minor leaguers in wins (2nd, 13) and ERA (4th, 3.17).
- Opened the year with Delmarva, going 5-0 with a 1.42 ERA in seven starts.
- Held South Atlantic League hitters to a .180 average while registering more than twice as many strikeouts (47) as hits allowed (23) in 38.0 innings with the Shorebirds.
- Struck out a career-high 10 batters in his first start of the year, 4/5 vs. Asheville.
- Allowed two earned runs or less in each of his seven starts with Delmarva.

2018

- Did not yield a home run in his seven outings with the Shorebirds (144 batters faced).
- Promoted to Frederick on 5/20 and spent the rest of the season with the Keys, going 8-5 with a 3.88 ERA in 17 starts.
- Registered a complete game win in his Frederick debut, 5/20 vs. Myrtle Beach (7.0 IP).
- Allowed three earned runs or less in 14 of his 17 starts with Frederick, including seven outings in which he yielded one earned run or less.
- Limited Carolina League hitters to a .238 average, with right-handers batting .206.
- Despite not joining Frederick until 5/20, ranked 2nd on the Keys with eight victories.
- Named Carolina League Pitcher of the Week on 9/3 after firing 7.0 shutout innings in his final start of the season, 8/30 at Potomac.

2017

- In first pro season, went 4-2 with a 1.28 ERA in 11 games (10 starts).
- Spent majority of the season with Aberdeen, going 4-2 with a 1.31 ERA.
- Earned first professional victory, 8/2 at Staten Island.
- Went 4-0 with a 0.70 ERA (2 ER, 25.2 IP) over five starts in August.
- Limited New York-Penn League batters to a .168 average, with right-handers batting just .133 (10-75) against him.
- Allowed two earned runs or fewer in each of his 10 appearances with the IronBirds.



MICHAEL BAUMANN fired a nine-inning no-hitter for Double-A Bowie on 7/16/19 - the first nine-inning no-hitter thrown by a Baysox pitcher since 2007. (Terrance Williams/Capital Gazette).

YR	TEAM	ORG	W-L	ERA	G	GS	CG	SHO	SV	IP	H	R	ER	HR	HB	BB	SO	WHIP	AVG
2017	GCL Orioles (R)	BAL	0-0	0.00	1	1	0	0	0	1.0	2	0	0	0	0	0	2	2.00	.400
	Aberdeen IronBirds (A)	BAL	4-2	1.31	10	9	0	0	0	41.1	25	13	6	2	0	19	41	1.06	.168
2018	Delmarva Shorebirds (A)	BAL	5-0	1.42	7	7	0	0	0	38.0	23	7	6	0	1	13	47	0.95	.180
	Frederick Keys (A)	BAL	8-5	3.88	17	17	2	0	0	92.2	82	42	40	9	2	40	59	1.32	.238
2019	Bowie Baysox (AA)	BAL	6-2	2.31	13	11	2	2	1	70.0	45	19	18	2	1	21	65	0.94	.186
	Frederick Keys (A)	BAL	1-4	3.83	11	11	0	0	0	54.0	40	24	23	2	0	24	77	1.19	.203
Minor League Totals			24-13	2.82	59	56	4	2	1	297.0	217	105	93	15	4	117	291	1.12	.204

Félix Bautista

Félix Alexander Bautista
RIGHT-HANDED PITCHER

BATS **RIGHT** THROWS **RIGHT** HEIGHT **6-5** WEIGHT **190** DOB **6/20/95** SERVICE TIME **0.000**

BORN: **Santo Domingo, DR**

HIGH SCHOOL:

COLLEGE:

ACQUIRED: **Signed by Baltimore as MiLB free agent, 8/4/16**

MLB DEBUT:

RESIDES: **Santo Domingo, DR**



CAREER HIGHS

STRIKEOUTS

11, 6/24/17 vs. DSL Padres

INNINGS

6.0, 4x, last: 8/5/17 vs. DSL DBacks

WALKS

4, 3x, last: 7/24/17 vs. DSL Blue Jays

HOME RUNS ALLOWED

4x, last: 8/25/19 @ Hagerstown

RUNS ALLOWED

7, 6/13/17 @ DSL Giants

EARNED RUNS ALLOWED

7, 6/13/17 @ DSL Giants

HITS ALLOWED

7, 6/13/17 @ DSL Giants

PITCHES IN A GAME

55, 7/28/19 @ Charleston

PERSONAL

- ◆ Signed by Baltimore on 8/4/16 as a minor league free agent.
- ◆ Originally signed by the Miami Marlins on 11/19/12 as a non-drafted free agent from the Dominican Republic.

2019

- ◆ Split the year between Class-A Aberdeen and Class-A Delmarva, going 0-1 with a 3.60 ERA (2 ER, 5.0 IP) in three relief outings with the IronBirds and 2-2 with a 3.41 ERA (12 ER, 31.2 IP) in 23 relief appearances for the Shorebirds.
- ◆ Assigned to Class-A Delmarva on 6/24 after three games with Aberdeen, in which he walked five and struck out five in 5.0 innings.
- ◆ With Delmarva, held right-handed hitters to a .156 batting average (12-for-77) and all opposing hitters to a .214 (25-for-117) average.
- ◆ Struck out 31% of all batters faced (43 of 140) for the Shorebirds.
- ◆ Struck out at least one hitter in 19 of 23 total outings with Delmarva, throwing at least one full inning in 22 of those appearances.
- ◆ Set a career-high with 55 pitches thrown on 7/28 against Charleston.
- ◆ Notched six strikeouts in 2.2 hitless innings on 8/22 against Greensboro.

2018

- ◆ Spent the season with the GCL Orioles. Went 0-2 with a 4.33 ERA (13 ER, 27.0 IP) in 12 appearances (one start).
- ◆ Held left-handed hitters to a .208 batting average (10-for-48).
- ◆ Worked at least 2.0 innings in each of his first nine appearances.
- ◆ As a reliever, went 0-1 with a 2.92 ERA and 26 strikeouts in 24.1 innings.
- ◆ Allowed five earned runs in 2.2 innings pitched to the GCL Red Sox on 6/26 in his lone start.
- ◆ Threw 4.0 scoreless innings (a season high) in relief on 7/18 at the GCL Twins.
- ◆ From 7/1 to the end of the season, struck out 24 hitters in 21.2 innings pitched with a 3.18 ERA.

2017

- ◆ Went 4-3 with a 2.01 ERA in 67.0 innings pitched and 15 appearances (14 starts) for the DSL Orioles.
- ◆ Ranked among DSL leaders in starts (T-2nd, 14), strikeouts (3rd, 75), and ERA (13th, 2.01)...Led team in all three categories.
- ◆ Earned career highs in several single-game statistics: strikeouts (11), innings (6.0), walks (4), earned runs allowed (7), and hits allowed (7).
- ◆ Threw 6.0 hitless innings with 11 strikeouts in a win on 6/24 against DSL Padres, allowing just one baserunner.
- ◆ In June, pitched to a 1.80 ERA with 26 strikeouts in 25.0 innings.
- ◆ Went 2-0 with a 0.44 ERA in August over four starts, striking out 23 hitters over 20.2 innings.
- ◆ Held all opposing batters to a .210 average, including a .196 average against righties.

2016

- ◆ Appeared in five games, all in relief, for the DSL Orioles. Went 0-0 with a 6.75 ERA in 6.2 innings pitched.

2014

- ◆ Appeared in eight games for the DSL Marlins. Went 0-1 with a 12.41 ERA in 12.1 innings pitched.
- ◆ Threw 4.0 innings of relief in his season debut on 6/4 against the DSL Tigers. Allowed two earned runs on two hits while hitting five batters, walking two, and striking out two.
- ◆ Made his lone start on 7/4 against the DSL Angels, taking the loss after going 1.1 innings and allowing four earned runs with four walks and two strikeouts.

2013

- ◆ Made 11 appearances (three starts) for the DSL Marlins. Went 0-3 with a 2.73 ERA (8 ER, 26.1 IP).
- ◆ Limited all opposing batters to a .214 average, including a .194 average against righties.
- ◆ As a starter, went 0-3 with a 1.93 ERA over 14.0 innings, posting a 1.00 WHIP and holding hitters to a .200 average.

YR	TEAM	ORG	W-L	ERA	G	GS	CG	SHO	SV	IP	H	R	ER	HR	HB	BB	SO	WHIP	AVG
2013	DSL Marlins (R)	MIA	0-3	2.73	11	3	0	0	1	26.1	21	14	8	0	1	14	17	1.33	.214
2014	DSL Marlins (R)	MIA	0-1	12.41	8	1	0	0	0	12.1	11	17	17	0	7	20	7	2.51	.250
2016	DSL Orioles (R)	BAL	0-0	6.75	5	0	0	0	1	6.2	6	5	5	0	0	6	4	1.80	.222
2017	DSL Orioles (R)	BAL	4-3	2.01	15	14	0	0	0	67.0	53	24	15	1	4	22	75	1.12	.210
2018	GCL Orioles (R)	BAL	0-2	4.33	12	1	0	0	0	27.0	25	14	13	1	0	10	30	1.30	.253
2019	Aberdeen IronBirds (A)	BAL	0-1	3.60	3	0	0	0	1	5.0	3	4	2	0	0	5	5	1.60	.167
	Delmarva Shorebirds (A)	BAL	2-2	3.41	23	0	0	0	4	31.2	25	17	12	2	1	18	43	1.36	.214
Minor League Totals			6-12	3.68	77	19	0	0	7	176.0	144	95	72	4	13	95	181	1.36	.220

Cameron Bishop

Cameron James Bishop
LEFT-HANDED PITCHER

BATS **LEFT** THROWS **LEFT** HEIGHT **6-4** WEIGHT **215** DOB **2/14/96** SERVICE TIME **0.000**

BORN: **Brea, CA**

RESIDES: **Brea, CA**

HIGH SCHOOL: **Brea Olinda High School (Brea, CA)**

COLLEGE: **University of California, Irvine**

ACQUIRED: **Selected by Baltimore in the 26th round of the 2017 draft**

MLB DEBUT:



@cameron_bish



@cam_bish34



CAREER HIGHS

STRIKEOUTS	INNINGS	WALKS	HOME RUNS ALLOWED
8, 4x, last: 6/27/19 vs Wilmington	8.0, 8/26/19 @ Down East	5, 3x, last: 8/18/19 vs Fayetteville	2, 3x, last: 8/13/19 @ Salem
RUNS ALLOWED	EARNED RUNS ALLOWED	HITS ALLOWED	PITCHES IN A GAME
9, 6/16/19 @ Salem	9, 6/16/19 @ Salem	9, 2x, last: 6/16/19 @ Salem	98, 2x, last: 7/30/19 @ Myrtle Beach

PERSONAL

- Selected by Baltimore in the 26th round of the 2017 draft. Was drafted in the 32nd round of the 2014 draft out of high school by Arizona, but did not sign.
- Attended the University of California, Irvine. Former Anteaters MLB alumni include Orioles Hall of Famer Brady Anderson and former Norfolk pitcher Doug Linton (1994).
- Led UC Irvine with 79 strikeouts over 70.1 innings during his 2016 campaign.
- Batted .294 with 35 hits and 15 doubles his freshman season for the Anteaters (2015).
- Named the Top Prospect of the West Coast League (Collegiate Summer League) by Perfect Game USA. Started the Perfect Game USA All-Star Game (2016).
- Attended Brea Olinda High School (CA), where he went 6-3 with a 1.65 ERA his senior season. Struck out 77 opponents in 63.2 innings. Fellow alumni from Brea Olinda include 1976 NL Cy Young Award winner Randy Jones, Metallica frontman James Hetfield and Academy Award-winning director James Cameron.
- Was the co-founder and President of the national non-profit Dreamcatchers at his high school. Dreamcatchers is a group that works to grant wishes to terminally ill hospice patients.
- Awarded the Elrod Hendricks Award from the Baltimore Orioles in 2019, an award that recognizes one minor league player whose level of community involvement is worthy of special recognition that truly stands out within the Orioles organization.

2019

- Spent the year with Class-A Frederick, going 2-9 with a 4.67 ERA in 24 games (22 starts).
- Tied a career-high with eight strikeouts vs Wilmington on 6/27 while just allowing one run on six hits over 6.0 innings. He totaled 23 total strikeouts in the month of June.
- Made his longest start of his career at Down East on 8/26, allowing just one run and one walk while striking out seven over 8.0 innings of work.
- Ranked second on the Keys in strikeouts (109) and innings pitched (113.2).
- Set a career high in strikeouts in a season with 109.
- Made his first career relief appearance on 5/8 vs Potomac (2.0 IP, 1 R).
- Earned the Steve Bechler Award at the end of the season, an award that recognizes a Keys player who best represents value, character and commitment in community service.

2018

- Spent the season with Class-A Delmarva, going 9-7 with a 2.94 ERA in 22 starts.
- Ranked among Orioles minor leaguers in WHIP (2nd, 1.01), ERA (3rd, 2.94), average against (4th, .228), wins (T-5th, 9), starts (T-8th, 22) and innings pitched (8th, 125.2).
- Ranked among South Atlantic League leaders in WHIP (3rd), ERA (5th) and wins (T-5th).
- Led Delmarva in wins and ranked among team leaders in starts (2nd), innings (2nd) and strikeouts (2nd). Went 6-3 with a 3.36 ERA and one complete game before the All-Star break.
- Held opponents to a .175 average in June with a 0.92 WHIP and 16 strikeouts in four starts.
- Went 2-1 with a 1.44 ERA in April, with four starts in 25 innings with 23 strikeouts.
- Had two eight-strikeout efforts in July: 7/7 vs Hickory (6.2 IP) & 7/20 vs Greensboro (5.0 IP).
- Registered a complete game win on 6/14 at Kannapolis (7.0 innings).
- Limited left-handed batters to a .177 average in 147 at-bats. Also struck out 70 rightys.

2017

- Went a combined 1-1 with a 0.72 ERA in nine starts between the GCL Orioles and Class-A Aberdeen, striking out 39 batters in 37.2 innings.
- Made a start for GCL Orioles, going three innings and allowing one hit vs GCL Rays on 7/21.
- Finished among team leaders for Aberdeen in ERA (6th), strikeouts (6th) and starts (4th).
- Earned first professional win on 8/31 at Tri-City, going six innings with one hit and five strikeouts. Posted a 0.93 ERA in August, allowing three earned runs in six starts.
- Struck out six batters in three starts in August, going four innings in each outing.
- Held left-handed hitters to a .043 batting average, including nine strikeouts in 23 at-bats.



CAMERON BISHOP tied for 8th among Orioles minor leaguers with 113.2 innings pitched during his 2019 campaign with the Frederick Keys. (Patrick Covey/Frederick Keys).

YR	TEAM	ORG	W-L	ERA	G	GS	CG	SHO	SV	IP	H	R	ER	HR	HB	BB	SO	WHIP	AVG
2017	GCL Orioles (R)	BAL	0-0	0.00	1	1	0	0	0	3.0	1	0	0	0	0	0	1	0.33	.111
	Aberdeen IronBirds (A)	BAL	1-1	0.78	8	8	0	0	0	34.2	20	7	3	1	3	16	38	1.04	.165
2018	Delmarva Shorebirds (A)	BAL	9-7	2.94	22	22	1	0	0	125.2	107	47	41	5	6	20	99	1.01	.228
2019	Frederick Keys (A)	BAL	2-9	4.67	24	22	0	0	0	113.2	113	62	59	10	5	61	109	1.53	.261
Minor League Totals			12-17	3.35	55	53	1	0	0	277.0	241	116	103	16	14	97	247	1.22	.233

Kyle Bradish

Kyle Edward Bradish (bradd-ish)

RIGHT-HANDED PITCHER

BATS RIGHT	THROWS RIGHT	HEIGHT 6-4	WEIGHT 190	DOB 9/12/96	SERVICE TIME 0.000
----------------------	------------------------	----------------------	----------------------	-----------------------	------------------------------

BORN: **Peoria, AZ**

RESIDES: **Goodyear, AZ**

HIGH SCHOOL: **Millenium High School (Goodyear, AZ)**

COLLEGE: **New Mexico State University**

ACQUIRED: **Trade with LAA (with 3 others) for RHP Dylan Bundy, 12/4/19**

MLB DEBUT:



@kindabrad1



@kindabrad



CAREER HIGHS

STRIKEOUTS

12, 5/21/19 vs Lancaster

INNINGS

7.1, 8/14/19 @ Stockton

WALKS

6, 8/30/19 @ Rancho Cucamonga

HOME RUNS ALLOWED

2, 2x, last 7/4/19 vs Rancho Cucamonga

RUNS ALLOWED

5, 2x, last: 8/1/19 vs Visalia

EARNED RUNS ALLOWED

5, 2x, last: 8/1/19 vs Visalia

HITS ALLOWED

8, 8/20/19 vs Lancaster

PITCHES IN A GAME

97, 8/25/19 vs Rancho Cucamonga

PERSONAL

- ◆ Traded by the Los Angeles Angels to Baltimore on 12/4/19, along with RHP Isaac Mattson, RHP Kyle Brnovich and RHP Zach Peek, in exchange for RHP Dylan Bundy.
- ◆ Originally drafted by the Angels in the fourth round of the 2018 draft.
- ◆ Attended New Mexico State University in Las Cruces. Named NCAA All-American his junior year and broke the school record in strikeouts in a season (140) in 2018. Highest drafted player in New Mexico State program history. Led team in strikeouts all three seasons.
- ◆ Named 1st Team All-WAC both his sophomore and junior seasons. Finished freshman year as a Louisville Slugger Freshman All-American.
- ◆ Played for the Falmouth Commodores in the Cape Cod League in 2017; was an All-Star.
- ◆ Attended Millenium High School in Goodyear, Arizona. Named First-Team All-Conference and finished third in strikeouts in Arizona prep baseball with 81 his senior year. Struck out 15 opponents in a game in 2015.
- ◆ Fellow alumni of Millenium High School include NFL linebacker Marquis Flowers and current Arizona Diamondbacks outfielder Josh Rojas.

RANKING ON ORIOLES TOP PROSPECT LISTS ENTERING 2021

#14 - MLB.com | #12 - Baseball America

2019

- ◆ Spent the season with Class-A Inland Empire in the Angels system, going 6-7 with a 4.28 ERA over 24 appearances (18 starts).
- ◆ Ranked among Angels minor league leaders in wins (T-3rd), strikeouts (5th), starts (6th), and innings pitched (7th).
- ◆ Was a Midseason California League All-Star, throwing one inning in the All-Star Game.
- ◆ Posted a 3-3 record with a 3.50 ERA and 58 strikeouts in seven starts before the break.
- ◆ Named California League Pitcher of the Week on 4/28. Went 2-1 with a 1.80 ERA in April, including winning his first professional game at Lake Elsinore on the same day.
- ◆ Set a career high with 12 strikeouts over 5.1 innings, 5/21 vs Lancaster.
- ◆ Longest outing was on 8/14 at Stockton, where he went 7.1 innings in a victory. Allowed five hits and one run while striking out eight opponents in the performance.
- ◆ Went 5-2 with a 2.98 ERA in 10 starts in road games, limiting hitters to a .228 average.
- ◆ Totaled two wins in six appearance as a reliever, with a 3.91 ERA in 25.1 innings.
- ◆ Limited opposing hitters to a .153 average in the first inning.



KYLE BRADISH was one of four players acquired for RHP Dylan Bundy in a trade between the Orioles and Angels at the end of 2019. (Jerry Espinoza/MiLB.com).

YR	TEAM	ORG	W-L	ERA	G	GS	CG	SHO	SV	IP	H	R	ER	HR	HB	BB	SO	WHIP	AVG
2019	Inland Empire 66ers (A)	LAA	6-7	4.28	24	18	0	0	0	101	90	55	48	9	2	53	120	1.42	.235
Minor League Totals			6-7	4.28	24	18	0	0	0	101	90	55	48	9	2	53	120	1.42	.235

Malquin Canelo

Malquin Canelo (mal-KEEN can-EHL-oh)

INFIELDER/OUTFIELDER

BATS **RIGHT** THROWS **RIGHT** HEIGHT **5-10** WEIGHT **165** DOB **9/5/94** SERVICE TIME **0.000**

BORN: **San Cristóbal, DR**

RESIDES: **San Cristóbal, DR**

COLLEGE:

ACQUIRED: **Signed by Baltimore as MiLB free agent, 11/27/19**

MLB DEBUT:



@malquincanelo



@malquincanelo



CAREER HIGHS

HITS	RBI	RUNS	HOME RUNS
4, 7x, last: 7/28/19 vs Norfolk	4, 2x, last: 9/4/15 vs Dunedin	4, 2x, last: 6/20/19 @ Toledo	1, several times
STRIKEOUTS	WALKS	STOLEN BASES	HITTING STREAK
4, 9x, last: 7/14/19 @ Rochester	3, 5/10/16 vs. Dunedin	2, 9x, last: 7/7/18 @ New Hampshire	11 games, 2018

PERSONAL

- ◆ Signed by Baltimore to a minor league contract on 11/22/19.
- ◆ Originally signed by Philadelphia as an amateur free agent in 2012. Spent seven seasons with Philadelphia before electing free agency.
- ◆ Has played with Toros del Este in the Dominican Winter League each season since 2014.

2019

- ◆ Spent the entire season with Triple-A Lehigh Valley, batting .262 with 27 doubles, two home runs and 35 RBI over 128 games.
- ◆ Ranked among Philadelphia minor leaguers in doubles (T-6th, 27), hits (8th, 111) and runs scored (T-7th, 57). His 27 doubles led the IronPigs while his 111 hits ranked third on the club.
- ◆ Opened the year by batting .310 (22-71) with eight RBI and a .390 OBP in April.
- ◆ Tied his career best with four hits on three occasions, as he registered 33 multi-hit games.
- ◆ Matched his career high with four runs scored, 6/20 at Toledo.
- ◆ Batted .316 (6-19) with a home run and five RBI in five games against Norfolk.
- ◆ Hit his first Triple-A home run, 7/13 at Rochester.
- ◆ Appeared defensively at shortstop (94 games), center field (20 games), second base (12 games) and left field (one game).
- ◆ Batted .301 (69-229) with a .352 OBP from the ninth spot in the order.

2018

- ◆ Spent the full season at Double-A Reading, hitting .251 with nine home runs, 32 RBI and 24 stolen bases over 128 games.
- ◆ Led all full-season Phillies minor leaguers in triples (6) and stolen bases (24).
- ◆ Ranked among Eastern League leaders in stolen bases (T-4th, 24), games (T-5th, 128), triples (7th, 6) and at-bats (8th, 470).
- ◆ Named Phillies Minor League Player of the Week on 4/15 after batting .406 with 13 hits over the first eight games of the season. Tied a career-high with four hits, 4/8 vs. Erie.
- ◆ Homered in consecutive games for the first time in his career, 5/4 and 5/5 vs. Richmond.
- ◆ Set a new career high with nine home runs.
- ◆ Established a new career high by hitting safely in 11 straight games, 5/30 - 6/12. Tallied three extra-base hits and upped his average by 14 points over that stretch.

2017

- ◆ Spent the entire season with Double-A Reading, batting .226 with six home runs, 34 RBI and 12 stolen bases over 112 games.
- ◆ Ranked 8th among Phillies farmhands with 42 walks drawn.
- ◆ Ranked among Reading leaders in doubles (2nd, 22), hits (3rd, 88) and steals (3rd, 12).
- ◆ Drew 12 walks and posted a .414 on-base percentage over 14 games in April.
- ◆ Appeared at shortstop in every game he played in.
- ◆ Collected three hits, a home run and two stolen bases in a win vs New Hampshire, 8/28.
- ◆ Batted .264 and posted a .340 on-base percentage over 55 home contests.

2016

- ◆ Spent the season with Class-A Clearwater, batting .246 with four home runs, 49 RBI and 30 stolen bases over 112 games.
- ◆ Ranked among team leaders in triples (1st, 5), stolen bases (2nd, 13), hits (3rd, 111) and runs batted in (5th, 49).
- ◆ Recorded four straight multi-hit games from 8/1 to 8/5 and five of six contests to start the month. Finished August batting .272 with nine multi-hit games.
- ◆ Batted .304 with runners in scoring position, including .311 with RISP and two outs.

2015

- ◆ Began season with Class-A Lakewood, hitting .311 with five home runs and 23 RBI over 63 games. Called up to Class-A Clearwater after the All-Star break, hitting .250 with three home runs and 24 RBI over 63 contests.
- ◆ Named a South Atlantic League Midseason All-Star. Went 2-3 with a walk and run for the North Division team in the game, being named the Top Star.
- ◆ Was Phillies Minor League Player of the Week for the week of 4/20 to 4/26 after hitting .462 with five multi-hit games over that stretch.
- ◆ Named South Atlantic League Player of the Week on 6/15 after posting nine hits and six RBI over five games.
- ◆ Hit .347 (25-72) with three home runs and 13 RBI over 18 games in June for Lakewood.

2014

- ◆ Split the year between Class-A Williamsport, Class-A Clearwater and Class-A Lakewood. Combined to hit .249 with 11 doubles, 22 RBI and a .302 OBP between the three clubs.

2013

- ◆ Began season with GCL Phillies and was called up to Williamsport after four games.
- ◆ Hit .345 with 19 hits after the All-Star break at Williamsport. Hit first professional home run on 9/1 vs Jamestown, a walk-off in the 10th inning. Had three hits in the 3-2 victory.



MALQUIN CANELO batted .262 with 27 doubles and 35 RBI in 128 games for Lehigh Valley in 2019, his first career action at the Triple-A level. (April Bartholomew/THE MORNING CALL)

YR	TEAM	ORG	AVG	G	AB	R	H	2B	3B	HR	RBI	BB	SO	SB	CS	OBP	SLG	OPS
2012	DSL Phillies (R)	PHI	.167	54	162	23	27	5	2	0	9	15	50	9	4	.251	.222	.474
2013	GCL Phillies (R)	PHI	.235	4	17	1	4	1	0	0	2	0	1	0	1	.235	.294	.529
	Williamsport Crosscutters (A)	PHI	.220	57	182	22	40	9	1	1	13	17	47	10	2	.291	.297	.588
2014	Lakewood BlueClaws (A)	PHI	.270	45	152	19	41	8	1	1	18	11	31	4	1	.319	.355	.675
	Clearwater Threshers (A)	PHI	.208	16	48	2	10	3	0	0	3	3	12	1	1	.269	.271	.540
	Williamsport Crosscutters (A)	PHI	.154	4	13	1	2	0	0	0	1	1	4	0	0	.214	.154	.368
2015	Lakewood BlueClaws (A)	PHI	.311	63	264	48	82	22	2	5	23	21	39	10	2	.364	.466	.830
	Clearwater Threshers (A)	PHI	.250	63	248	24	62	7	1	3	24	16	53	7	6	.296	.323	.619
2016	Clearwater Threshers (A)	PHI	.246	124	451	53	111	16	5	4	49	30	95	13	8	.294	.330	.624
2017	Reading Fightin Phils (AA)	PHI	.226	112	389	50	88	22	2	6	34	42	113	12	5	.301	.339	.640
2018	Reading Fightin Phils (AA)	PHI	.251	128	470	63	118	15	6	9	32	37	110	24	5	.305	.366	.671
2019	Lehigh Valley IronPigs (AAA)	PHI	.262	128	423	57	111	27	2	2	35	32	137	8	10	.320	.350	.670
Minor League Totals			.247	798	2819	363	696	135	22	31	243	225	692	98	45	.305	.343	.648

Cody Carroll

Cody Mark Carroll (care-uhl)

RIGHT-HANDED PITCHER

BATS **RIGHT** THROWS **RIGHT** HEIGHT **6-5** WEIGHT **215** DOB **10/15/92** SERVICE TIME **0.062**

BORN: **Mount Juliet, TN**

RESIDES: **Mount Juliet, TN**

HIGH SCHOOL: **Mount Juliet High School (Mount Juliet, TN)**

COLLEGE: **University of Southern Mississippi**

ACQUIRED: **Trade with NYY (with 2 others) for LHP Zach Britton, 7/24/18**

MLB DEBUT: **For BAL on 8/1/18 @ NYY (1.0 IP, 1 H, 0 R, 0 BB, 0 K, ND)**



@Cody_Carroll37



@Cody_Carroll43



CAREER HIGHS

STRIKEOUTS	INNINGS	WALKS	HOME RUNS ALLOWED
7, 2x, last: 5/20/16 vs. Columbia	6.0, 5/25/16 vs. West Virginia	4, 2x, last: 8/29/18 @ Gwinnett	3, 9/26/18 @ Boston
RUNS ALLOWED	EARNED RUNS ALLOWED	HITS ALLOWED	PITCHES IN A GAME
6, 3x, last: 8/14/20 vs. Washington	6, 8/14/20 vs. Washington	7, 7/13/16 vs. Rome	88, 5/31/16 @ Greenville

PERSONAL

- ◆ Acquired by Baltimore in a trade with the New York Yankees, along with RHP Dillon Tate and LHP Josh Rogers, in exchange for LHP Zach Britton on 7/24/18.
- ◆ Originally drafted by the New York Yankees in the 22nd round of the 2015 draft.
- ◆ Attended the University of Southern Mississippi, going 8-7 with a 3.50 ERA in 28 games.
- ◆ Underwent Tommy John surgery his senior year of high school and was a medical redshirt as a freshman at Southern Miss. Attended Mount Juliet High School (TN).

2020

- ◆ Made his first career Opening Day Roster with BAL and made three relief outings (2.0 IP).
- ◆ Struck out two batters on 8/14 vs. WSH, his fourth career game with multiple strikeouts.

2019

- ◆ Entered the season ranked as the #21 prospect in the Orioles system by MLB.com.
- ◆ Spent most of the season on the Injured List. Underwent disc surgery and rehab before making two appearances for the GCL Orioles in August.
- ◆ Pitched just two innings in the GCL, allowing two hits and striking out five hitters in that span.

2018

- ◆ Spent the majority of the season at Triple-A, combining to go 4-0 with nine saves and a 2.72 ERA in 37 games between Scranton/Wilkes-Barre (32 games) and Norfolk (five games).
- ◆ Made 32 relief appearances with Scranton/WB, going 3-0 with nine saves and a 2.38 ERA before being traded to Baltimore on 7/24.
- ◆ Named International League Midseason All-Star with Scranton/Wilkes-Barre.
- ◆ Limited IL batters to a .184 average with Scranton, with right-handers batting just .125
- ◆ With Scranton, IL batters hit just .121 against him (4-33) when leading off an inning.
- ◆ Recorded a 11.90 K/9.0 IP (55 strikeouts in 41.2 innings) ratio with Scranton Wilkes-Barre.
- ◆ Joined Norfolk on 7/26 after being acquired in a trade, earning a win vs. Syracuse that night.
- ◆ Did not allow a home run in 178 batters faced between Scranton/WB and Norfolk.
- ◆ Had his contract selected by Baltimore on 7/31 and made his MLB debut on 8/1 at Yankee Stadium, allowing one hit in a scoreless inning.
- ◆ Recorded first MLB strikeout on 8/9 at Tampa Bay (Brandon Lowe).
- ◆ Appeared in 15 games with Baltimore, registering 16 strikeouts in 17.0 innings.

2017

- ◆ Split the season between Class-A Tampa and Double-A Trenton in the Yankees system, going 2-5 with seven saves and a 2.54 ERA in 39 appearances.
- ◆ Named a Florida State League Midseason All-Star with Class-A Tampa, going 1-0 with two saves and a 2.25 ERA in 13 games.
- ◆ Registered 20 more strikeouts (30) than hits allowed (10) in 20.0 IP with Tampa.
- ◆ Promoted to Double-A Trenton on 5/27, going 2-5 with five saves and a 2.66 ERA in 26 relief appearances.
- ◆ His 11.9 K/9.0 IP ratio (89 SO in 67.1 innings) ranked 3rd among NYY minor league relievers.
- ◆ Between Tampa and Trenton, limited opposing hitters a .191 average.

2016

- ◆ Spent the season with Class-A Charleston, going 4-4 with a 3.15 ERA in 26 games (six starts).
- ◆ Named a South Atlantic League Midseason All-Star.
- ◆ Limited opposing right-handed hitters to a .214 average.
- ◆ Set career-highs with seven strikeouts in back-to-back appearances, 5/14 at Lexington (5.0-inning start) and 5/20 vs. Columbia (4.0-inning relief outing).
- ◆ Allowed just one earned run in 21.0 innings pitched over his final seven appearances.
- ◆ Ranked fifth among South Atlantic League relief pitchers with a 9.65 K/9.0 IP ratio (69 strikeouts in 64.1 innings) out of the bullpen.

2015

- ◆ Went 1-1 with three saves and a 1.75 ERA in 14 relief outings for rookie-level Pulaski.
- ◆ Did not allow a run in 12 of his 14 appearances.
- ◆ Allowed opposing hitters to bat just .186, with lefties batting only .103 (4-39) against him.
- ◆ Did not allow a run in his final seven appearances of the season (14.2 innings).



CODY CARROLL registered 27 more strikeouts (58) than hits allowed (31) in 37 appearances between Scranton/WB and Norfolk during the 2018 season. (Scott Sears/Norfolk Tides).

YR	TEAM	ORG	W-L	ERA	G	GS	CG	SHO	SV	IP	H	R	ER	HR	HB	BB	SO	WHIP	AVG
2015	Pulaski Yankees (R)	NY Yankees	1-1	1.75	14	0	0	0	3	25.2	16	5	5	0	2	14	26	1.17	.186
2016	Charleston RiverDogs (A)	NY Yankees	4-4	3.15	26	6	0	0	3	91.1	89	45	32	3	7	41	90	1.42	.259
2017	Trenton Thunder (AA)	NY Yankees	2-5	2.66	26	0	0	0	5	47.1	36	15	14	4	3	22	59	1.23	.212
	Tampa Yankees (A)	NY Yankees	1-0	2.25	13	0	0	0	2	20.0	10	7	5	1	0	8	30	0.90	.141
2018	BALTIMORE ORIOLES (AL)	BAL	0-2	9.00	15	0	0	0	0	17.0	21	17	17	6	0	13	16	2.00	.296
	Scranton/WB RailRiders (AAA)	NY Yankees	3-0	2.38	32	0	0	0	9	41.2	27	13	11	0	4	18	55	1.08	.184
	Norfolk Tides (AAA)	BAL	1-0	5.79	5	0	0	0	0	4.2	4	3	3	0	0	4	3	1.71	.222
2019	GCL Orioles (R)	BAL	0-0	0.00	2	1	0	0	0	2.0	2	0	0	0	0	0	5	1.00	.2503
2020	BALTIMORE ORIOLES (AL)	BAL	0-0	54.00	3	0	0	0	0	2.0	9	12	12	0	1	5	3	7.00	.643
Major League Career			0-2	13.74	18	0	0	0	0	19.0	30	29	29	6	1	18	19	2.53	.353
Minor League Career			12-10	2.71	118	7	0	0	22	232.2	184	88	70	8	16	107	268	1.25	.218

Hunter Cervenka

Colby Hunter Cervenka (sir-VENK-ah)

LEFT-HANDED PITCHER

BATS **LEFT** THROWS **LEFT** HEIGHT **6-1** WEIGHT **250** DOB **1/3/90** SERVICE TIME **1.018**

BORN: **Baytown, TX**

RESIDES: **Baytown, TX**

HIGH SCHOOL: **Ross S. Sterling High School (Baytown, TX)**

COLLEGE:

ACQUIRED: **Signed by Baltimore as MiLB free agent, 8/7/19**

MLB DEBUT: **For ATL on 4/12/16 @ WAS (0.0 IP, 1 H, 0 R, 0 BB, 0 K, ND)**



@Hunter_Cervenka



@hunter_cervenka



CAREER HIGHS

STRIKEOUTS

9, 8/20/11 vs Staten Island

INNINGS

6.0, 8/14/11 @ Jamestown

WALKS

6, 2x, last: 9/2/11 @ Connecticut

HOME RUNS ALLOWED

2, 3x, last: 6/24/19 @ Oklahoma City

RUNS ALLOWED

10, 9/2/11 @ Connecticut

EARNED RUNS ALLOWED

10, 9/2/11 @ Connecticut

HITS ALLOWED

7, 3x, last: 9/2/11 @ Connecticut

PITCHES IN A GAME

60, 5/1/15 vs Oklahoma City

PERSONAL

- ◆ Signed by Baltimore on 8/7/19 as a minor league free agent, then re-signed by the Orioles as a minor league free agent on 11/26/19.
- ◆ Originally selected by Boston in the 27th round (832nd overall) of the 2008 draft.
- ◆ Intended to play at the University of Texas before signing with the Red Sox.
- ◆ Attended Ross S. Sterling High School in Baytown, TX. Is one of two graduates of Sterling HS to play in the Major Leagues, joining RHP Brett Marshall (NYY, 2013).
- ◆ Traded by Atlanta to Miami on 8/6/16 for LHP Michael Mader and OF Anfernee Seymour.
- ◆ Traded from Boston to the Chicago Cubs on 5/15/12 as the player to be named to complete an earlier trade that sent RHP Michael Bowden to the Cubs in exchange for OF Marlon Byrd and cash considerations, 4/21/12.

2019

- ◆ Spent the majority of the season with Triple-A Memphis in the Cardinals organization, where he went 1-2 with four saves and a 2.95 ERA in 36 relief appearances.
- ◆ Limited PCL batters to a .211 average, with right-handers batting just .194 (19-98).
- ◆ Did not allow a run over 11 appearances with Memphis in July, a month in which he held batters to a .171 average (7-41) with 15 strikeouts and just one walk.
- ◆ Released by St. Louis on 7/30. Signed with Baltimore on 8/7.
- ◆ Made nine appearances with Norfolk, holding IL hitters to a .175 average.
- ◆ Registered 11 more strikeouts (18) than hits allowed (7) over his 12.0 IP with Norfolk.
- ◆ 34 of his 45 appearances between Memphis and Norfolk were scoreless.
- ◆ Between Memphis and Norfolk, limited opposing batters to a .182 average with RISP.
- ◆ In five road outings with Norfolk, did not allow a run while limiting batters to an .050 average (1-20) with 11 strikeouts and three walks over 6.2 innings of work.
- ◆ Was one of two Cervenkas on Norfolk's roster, joining C Martin Cervenka (not related).

2018

- ◆ Signed by Baltimore on 3/13 after being released by Miami on 3/8. Released by Baltimore before the Triple-A season begins on 4/1. Signed by Detroit on 6/5.
- ◆ Appeared in 29 games between Triple-A Toledo, Double-A Erie and Single-A Lakeland in the Tigers organization. Finished year with a 1.77 ERA and 40 strikeouts in 35.2 innings.
- ◆ Did not allow an earned run in first 17 appearances of the season (20.2 innings pitched).
- ◆ Posted a 0.95 WHIP, yielding 24 hits and 10 walks in 35.2 innings.
- ◆ Held left-handed hitters to a .176 average with only two extra-base hits (both doubles).
- ◆ Appeared in 19 games for the Sugar Land Skeeters of the Independent Atlantic League, going 3-1 with a 1.53 ERA and 21 strikeouts over 17.2 innings.

CAREER HIGHLIGHTS

- ◆ Has appeared in 73 games - all in relief - in the Major Leagues. He posted a 3.18 ERA over 50 relief appearances for Atlanta in 2016 and an 8.36 ERA over 23 relief outings for Miami over the 2016 and 2017 seasons.
- ◆ Made MLB debut with Atlanta on 4/12/16 at Washington. Gave up an infield single to Daniel Murphy and did not allow another hit to his next 36 batters faced (5/13 at KC).
- ◆ Registered first big league punchout on 4/13/16 at Washington (Bryce Harper).
- ◆ Set a Braves franchise record by not allowing a run over his first 15 MLB games (10.2 IP).
- ◆ Ranked 3rd in MLB in 2016 in inherited runners scored percentage (10.4%, 48-5).
- ◆ Tied for 3rd among National League rookies with 68 games for Atlanta/Miami in 2016.
- ◆ Earned first and only (so far) Major League win, 8/4/16 vs Pittsburgh on 8/4.
- ◆ Did not allow a run over 20.2 IP between Mississippi and Gwinnett in 2015.
- ◆ Named to the 2014 Southern League All-Star Team while with Double-A Tennessee.
- ◆ Ranked among 2014 Southern League leaders in holds (2nd, 14) and games (T-10th, 48).
- ◆ Registered a career-high nine strikeouts over 5.0 innings of one-hit ball, 8/20/11.

YR	TEAM	ORG	W-L	ERA	G	GS	CG	SHO	SV	IP	H	R	ER	HR	HB	BB	SO	WHIP	AVG
2009	GCL Red Sox (R)	BOS	2-2	4.84	11	5	0	0	1	22.1	16	14	12	0	1	26	18	1.88	.219
2010	Lowell Spinners (A)	BOS	2-4	3.59	14	13	0	0	0	62.2	53	35	25	2	4	42	55	1.52	.226
2011	Greenville Drive (A)	BOS	0-2	10.80	7	0	0	0	0	20.0	22	24	24	2	2	18	18	2.00	.286
	Lowell Spinners (A)	BOS	2-8	6.84	15	5	0	0	1	52.2	51	46	40	5	1	40	51	1.73	.256
2012	Greenville Drive (A)	BOS	0-3	8.04	9	0	0	0	0	15.2	15	17	14	1	1	12	24	1.72	.254
	Peoria Chiefs (A)	CHC	3-0	2.54	15	0	0	0	1	28.1	23	13	8	1	0	10	28	1.16	.225
	Daytona Cubs (A)	CHC	0-0	3.86	11	0	0	0	0	18.2	21	10	8	2	0	11	19	1.71	.288
2013	Tennessee Smokies (AA)	CHC	5-1	3.05	30	0	0	0	1	38.1	29	14	13	1	1	20	33	1.28	.213
	Daytona Cubs (A)	CHC	1-0	2.91	11	0	0	0	5	21.2	13	8	7	0	2	15	21	1.29	.171
2014	Tennessee Smokies (AA)	CHC	4-4	3.79	48	0	0	0	1	61.2	44	28	26	1	4	31	65	1.22	.202
2015	Tennessee Smokies (AA)	CHC	1-0	2.08	3	0	0	0	1	4.1	2	1	1	0	0	3	4	1.15	.143
	Mississippi Braves (AA)	ATL	0-0	0.00	3	0	0	0	0	4.0	3	0	0	0	0	1	8	1.00	.200
	Iowa Cubs (AAA)	CHC	0-1	11.08	12	0	0	0	0	13.0	21	16	16	2	0	15	20	2.77	.333
	Gwinnett Braves (AAA)	ATL	1-0	0.00	14	0	0	0	0	16.2	13	1	0	0	2	8	23	1.26	.217
2016	ATLANTA BRAVES (NL)	ATL	1-0	3.18	50	0	0	0	0	34.0	20	14	12	2	1	23	35	1.26	.175
	MIAMI MARLINS (NL)	MIA	0-0	4.82	18	0	0	0	0	9.1	11	5	5	1	0	5	7	1.71	.289
	Mississippi Braves (AA)	ATL	0-0	0.00	2	0	0	0	0	3.0	1	0	0	0	0	1	2	0.67	.111
	Jacksonville Suns (AA)	MIA	0-0	9.00	1	0	0	0	0	1.0	0	1	1	0	1	1	2	1.00	.000
	New Orleans Zephyrs (AAA)	MIA	0-0	0.00	2	0	0	0	1	2.0	1	0	0	0	0	0	4	0.50	.143
2017	MIAMI MARLINS (NL)	MIA	0-0	15.43	5	0	0	0	0	4.2	1	8	8	0	2	8	6	1.93	.083
	New Orleans Baby Cakes (AAA)	MIA	1-4	4.58	44	0	0	0	0	39.1	38	23	20	7	3	26	39	1.63	.257
2018	Erie SeaWolves (AA)	DET	0-0	0.00	3	0	0	0	0	5.2	2	0	0	0	0	2	4	0.71	.111
	Toledo Mud Hens (AAA)	DET	3-2	2.36	24	0	0	0	0	26.2	21	10	7	2	4	8	31	1.09	.219
	Lakeland Flying Tigers (A)	DET	0-0	0.00	2	0	0	0	0	3.1	1	0	0	0	0	0	5	0.30	.091
2019	Memphis Redbirds (AAA)	STL	1-2	2.95	36	0	0	0	4	42.2	31	16	14	2	3	23	50	1.27	.211
	Norfolk Tides (AAA)	BAL	1-0	2.25	9	0	0	0	0	12.0	7	4	3	0	0	5	18	1.00	.175
Major League Career			1-0	4.69	73	0	0	0	0	48.0	32	27	25	3	3	36	48	1.42	.195
Minor League Career			27-33	4.17	326	23	0	0	16	515.2	428	281	239	28	29	318	542	1.45	.228

Nick Ciuffo

Nicholas Anthony Ciuffo (SHOO-fo)

CATCHER

BATS
LEFT

THROWS
RIGHT

HEIGHT
6-0

WEIGHT
215

DOB
3/7/95

SERVICE TIME
0.034

BORN: Mount Pleasant, SC

RESIDES: Mount Pleasant, SC

HIGH SCHOOL: Lexington HS (Lexington, SC)/Wando HS (Mount Pleasant, SC)

COLLEGE:

ACQUIRED: Signed by Baltimore as MiLB free agent, 12/21/20

MLB DEBUT: For TB on 9/3/18 @ TOR (0-for-4, R, 2 K)



@nciuffo14



@nickciuffo14



CAREER HIGHS

HITS

5, 8/7/17 @ Mobile

RBI

4, 2x, last: 9/7/18 vs. Baltimore

RUNS

3, 8/7/17 @ Mobile

HOME RUNS

1, several times

STRIKEOUTS

4, 4/18/17 @ Jackson

WALKS

3, 4/4/17 @ Birmingham

STOLEN BASES

1, 9x, last: 5/23/19 @ Norfolk

HITTING STREAK

14 games, 2016-17

PERSONAL

- ◆ Signed by Baltimore on 12/21/20 as a minor league free agent.
- ◆ Originally selected by the Tampa Bay Rays in the first round (21st overall) of the 2013 draft. Was designated for assignment on 6/28/19 and released on 7/1/19.
- ◆ Committed to the University of South Carolina prior to signing with Tampa Bay, having received a scholarship offer before he ever played in high school.
- ◆ Helped lead Team USA to the gold medal in the 2011 World Youth Baseball Championship.
- ◆ Graduated from Lexington High School (SC), becoming the school's fourth Major League alum. Led Lexington to a state championship title during his senior year.
- ◆ Spent 2020 at the Texas Rangers' alternate training site in Arlington.

2019

- ◆ Played in three games for the Rays, going 1-for-6. Also played for Triple-A Durham, Triple-A Louisville and the AZL Reds.
- ◆ Combined to hit .231 with three home runs and 20 RBI in 46 games with Durham and Louisville.
- ◆ Threw out 42.3% of would-be base stealers (11-of-26).
- ◆ Injured thumb playing for Durham on 5/30 and underwent surgery on 6/4.
- ◆ Released by the Rays on 7/1. Signed a minor league deal with the Reds on 7/10.
- ◆ Completed rehab assignment with the AZL Reds and was assigned to Louisville on 8/23, appearing in seven games for the Bats before the end of the year.

2018

- ◆ Served a 50-game suspension at the start of the season following a violation of the Minor League Drug Prevention and Treatment Program.
- ◆ Briefly assigned to Class-A Charlotte before being promoted to Triple-A Durham on 6/2.
- ◆ Threw out 43.2% of baserunners attempting to steal for Durham (16-of-37).
- ◆ Had his contract selected by Tampa Bay on 9/3. Appeared in 16 games, recording his first Major League hit on 9/5 at Toronto and first home run on 9/7 against Baltimore in his first home plate appearance.
- ◆ Ranked as the Tampa Bay system's best defensive catcher by *Baseball America* for the third straight year.

2017

- ◆ Spent the entire season at Double-A Montgomery. Recorded career highs in games (102), runs (42), doubles (29), and home runs (7).
- ◆ Recorded a career-high three walks on 4/4 at Birmingham and career-high five hits on 8/7 at Mobile.
- ◆ Named a Southern League Postseason All-Star.
- ◆ Named the Rays Minor League Defensive Player of the Year for the second consecutive season.

2016

- ◆ Began the year ranked as Tampa Bay's #19 prospect by MLB.com.
- ◆ Spent the majority of the year at Class-A Charlotte, hitting .262 (58-for-221) in 59 games for the Stone Crabs. Also appeared in five games for the GCL Rays on a rehab assignment.
- ◆ Spent time on the disabled list between 6/2 and 8/5 with a left hand fracture.
- ◆ Named a Florida State League Midseason All-Star and selected as the Rays' Minor League Defensive Player of the Year.
- ◆ Ranked as the Florida State League's best defensive catcher by *Baseball America*.

2015

- ◆ Ranked as the Rays' #9 prospect by MLB.com.
- ◆ Played the entire season with Class-A Bowling Green, slashing .258/.269/.326 with one home run and 32 RBI in 94 games with the Hot Rods.
- ◆ Named a Midwest League Midseason All-Star.

2014

- ◆ Ranked as the Rays' #7 prospect by MLB.com.
- ◆ Spent the year with the Rookie-Level Princeton Rays, playing in 52 games and hitting .224 with four home runs.
- ◆ Hit his first professional home run on 7/26 at Pulaski.
- ◆ Threw out 27 of 56 (48.2%) of baserunners attempting to steal.

2013

- ◆ Began his professional career with the GCL Rays, slashing .258/.296/.308 with seven extra-base hits in 169 plate appearances over 43 games.

YR	TEAM	ORG	AVG	G	AB	R	H	2B	3B	HR	RBI	BB	SO	SB	CS	OBP	SLG	OPS
2013	GCL Rays (R)	TB	.258	43	159	11	41	6	1	0	25	9	40	0	0	.296	.308	.604
2014	Princeton Rays (R)	TB	.224	52	192	25	43	7	1	4	20	17	45	2	1	.289	.333	.622
2015	Bowling Green Hot Rods (A)	TB	.258	94	356	30	92	21	0	1	32	7	55	2	3	.269	.326	.595
2016	GCL Rays (R)	TB	.067	5	15	1	1	0	0	0	0	2	2	0	0	.176	.067	.243
	Charlotte Stone Crabs (A)	TB	.262	59	229	16	60	8	0	0	15	9	45	2	3	.288	.297	.584
2017	Montgomery Biscuits (AA)	TB	.245	102	371	42	91	29	1	7	42	42	95	2	0	.319	.385	.704
2018	Charlotte Stone Crabs (A)	TB	.125	2	8	1	1	1	0	0	1	0	3	0	0	.125	.250	.375
	Durham Bulls (AAA)	TB	.262	60	221	26	58	11	0	5	28	13	62	0	0	.301	.380	.681
	TAMPA BAY RAYS (AL)	TB	.189	16	37	3	7	1	0	1	5	3	12	0	0	.262	.297	.559
2019	Durham Bulls (AAA)	TB	.228	34	123	14	28	7	1	2	16	9	37	1	1	.276	.350	.626
	AZL Reds (R)	CIN	.231	5	13	2	3	3	0	0	1	3	4	0	0	.375	.462	.836
	Louisville Bats (AAA)	CIN	.250	7	20	4	5	3	0	1	3	5	6	0	0	.400	.550	.950
	TAMPA BAY RAYS (AL)	TB	.167	3	6	0	1	0	0	0	0	0	3	0	0	.167	.167	.333
Major League Totals			.186	19	43	3	8	1	0	1	5	3	15	0	0	.250	.279	.529
Minor League Totals			.248	463	1707	172	423	96	4	20	183	116	394	9	8	.293	.344	.637

Brett Cumberland

Matthew Brett Cumberland

CATCHER

BATS BOTH THROWS RIGHT HEIGHT 5-11 WEIGHT 205 DOB 6/25/95 SERVICE TIME 0.000

BORN: Turlock, CA

RESIDES: Turlock, CA

HIGH SCHOOL: Turlock High School (Turlock, CA)

COLLEGE: University of California, Berkeley

ACQUIRED: Trade with ATL (with 3 others) for RHPs Kevin Gausman and Darren O'Day, 7/31/18

MLB DEBUT:



@bcomboslice



@brettcumby



CAREER HIGHS

HITS	RBI	RUNS	HOME RUNS
4, 7/22/17 vs St. Lucie	6, 7/26/16 @ Johnson City	3, 2x, last: 4/28/19 vs Akron	2, 2x, last: 4/7/18 vs Daytona
STRIKEOUTS	WALKS	STOLEN BASES	HITTING STREAK
4, 2x, last: 4/16/18 @ Dunedin	3, 4x, last: 5/29/18 vs Dunedin	1, 5/26/17 @ Augusta	13 games, 2017

PERSONAL

- Acquired by Baltimore in a trade with Atlanta, along with RHP Evan Phillips, RHP Bruce Zimmerman and IF Jean Carlos Encarnacion, in exchange for RHP Kevin Gausman and RHP Darren O'Day, 7/31/18.
- Originally selected by Atlanta in the 2nd round (76th overall) of the 2016 draft.
- Attended the University of California-Berkeley, where he was named the Pac-12 Conference Player of the Year during his sophomore season (2016). Hit .344 with 16 home runs and 51 RBI that season, leading the Pac-12 in home runs while ranking second in RBI. He also earned second team All-America honors that season from the ABCA and third team All-America honors from Baseball America and Collegiate Baseball Newspaper.
- Was named All-District Baseball Player of the Year his senior season at Turlock High School (CA), hitting .410 and helping the Bulldogs to the Central California Conference title in 2014.

2019

- Entered the season ranked as the #26 prospect in the Orioles system per MLB.com.
- Appeared in 102 games between Class-A Aberdeen, Class-A Frederick and Double-A Bowie. Finished the season batting .257 with five home runs, 14 doubles and 24 RBI in 60 games.
- Finished year with a .997 fielding percentage with one error in 321 innings played. Threw out 37.9% (11-29) of attempted basestealers, including three in three games at Aberdeen.
- Opened the year with Bowie. Hit .333 (8-24) in June before being placed on the Injured List on 6/19. Did not return to action until 7/12.
- Tied a career-high with three runs scored, 4/28 vs Akron.
- Made four rehab starts in Single-A Aberdeen before being assigned to Frederick on 7/17.
- Appeared in 15 games with Frederick, batting .273 with a home run, six doubles and three RBI with the Keys before being assigned back to Bowie on 8/6.
- Ranked 2nd among Orioles minor leaguers after being hit by a pitch 15 times.

2018

- Appeared in 102 games between Class-A Florida, Double-A Mississippi and Double-A Bowie, batting .224 with 14 home runs, 15 doubles and 46 RBI.
- Opened the year with the Florida Fire Frogs, hitting .236 with 11 home runs, 15 doubles and 39 RBI in 82 games.
- Named a Florida State League Midseason All-Star.
- Matched career-high with two home runs in a game, 4/7 vs Daytona.
- Ranked among Florida State League hitters in walks (T-7th, 52) and was intentionally walked more than any other hitter (5) despite playing in just 82 games.
- Threw out 42.4% (28-66) of attempted basestealers while with Florida while posting a .998 fielding percentage (one error in 473 total chances).
- Promoted to Mississippi on 7/25 and appeared in just five games before being traded to the Orioles on 7/31.
- Joined Bowie on 8/4 and appeared in 15 games with the Baysox, hitting .190 with three home runs and seven RBI.

2017

- Entered the season ranked by Baseball America as Atlanta's No. 23 prospect.
- Split the season between Class-A Rome and Class-A Florida in the Braves organization, combining to bat .266 with 11 home runs and 69 RBI in 111 games.
- Led all of Minor League Baseball with 41 hit-by-pitches.
- Had the highest on-base percentage (.409) among Atlanta minor leaguers.
- Also ranked among Atlanta minor leaguers in OPS (3rd, .855), RBI (4th, 69), walks (T-4th, 49), slugging percentage (9th, .445) and home runs (T-9th, 11).
- Named a South Atlantic League Midseason All-Star while with Rome.
- Named South Atlantic League Player of the Week on 5/28 after hitting .370 (10-27) with three home runs over seven games.
- Had a career-high 13-game hitting streak from 5/22-6/2, hitting .422 (19-45) with seven doubles and five home runs over that span.
- Set a career-high with four hits, 7/22 vs. St. Lucie.

2016

- In first pro season, batted .216 with three home runs and 30 RBI in 45 games for Danville.
- Hit first professional home run, 7/16 at Bristol.
- Ranked first among Danville hitters with 30 RBI in 45 games.
- Drove in a career-high six runs on 7/26 at Johnson City.
- Ranked as the 20th-best prospect in the Appalachian League by Baseball America.



BRETT CUMBERLAND posted a .395 on-base percentage over 41 games with Double-A Bowie during the 2019 campaign. (Michael R. Smith).

YR	TEAM	ORG	AVG	G	AB	R	H	2B	3B	HR	RBI	BB	SO	SB	CS	OBP	SLG	OPS
2016	Danville Braves (R)	ATL	.216	45	162	11	35	11	0	3	30	14	49	0	4	.317	.340	.657
2017	Rome Braves (A)	ATL	.263	55	175	34	46	15	1	10	48	31	61	1	0	.432	.531	.964
	Florida Fire Frogs (A)	ATL	.269	56	182	14	49	12	1	1	21	18	62	0	2	.384	.363	.747
2018	Mississippi Braves (AA)	ATL	.111	5	18	1	2	0	0	0	0	1	5	0	0	.200	.111	.311
	Bowie Baysox (AA)	BAL	.190	15	42	6	8	0	0	3	7	4	12	0	0	.292	.405	.696
	Florida Fire Frogs (A)	ATL	.236	82	280	40	66	15	0	11	39	52	85	0	1	.367	.407	.774
2019	Bowie Baysox (AA)	BAL	.248	41	125	21	31	8	0	4	20	23	34	0	0	.395	.408	.803
	Frederick Keys (A)	BAL	.273	15	44	7	12	6	0	1	3	7	9	0	0	.429	.477	.906
	Aberdeen IronBirds (A)	BAL	.286	4	14	0	4	0	0	0	1	1	4	0	0	.412	.286	.697
Minor League Totals			.243	318	1042	134	253	67	2	33	169	151	321	1	7	.376	.406	.782

Claudio Custodio

Claudio Custodio

RIGHT-HANDED PITCHER

BATS **RIGHT** THROWS **RIGHT** HEIGHT **5-10** WEIGHT **155** DOB **10/30/90** SERVICE TIME **0.000**

BORN: **Sabana Grande de Boya, DR**

RESIDES: **San Cristobal, DR**

HIGH SCHOOL:

COLLEGE:

ACQUIRED: **Signed by Baltimore as MiLB free agent, 12/21/20**

MLB DEBUT:



CAREER HIGHS

STRIKEOUTS	INNINGS	WALKS	HOME RUNS ALLOWED
5, 3x, last: 9/2/19 vs. Chattanooga	7.0, 8/22/19 vs. Pensacola	4, 8/17/19 vs. Birmingham	1, 8x, last: 8/27/19 @ Biloxi
RUNS ALLOWED	EARNED RUNS ALLOWED	HITS ALLOWED	PITCHES IN A GAME
5, 3x, last: 8/27/19 @ Biloxi	5, 3x, last: 8/27/19 @ Biloxi	7, 8/27/19 @ Biloxi	80, 8/17/19 vs. Birmingham

PERSONAL

- ◆ Signed by Baltimore as a minor league free agent on 12/21/20.
- ◆ Originally signed by the New York Yankees on 5/28/10 as a non-drafted free agent from the Dominican Republic.
- ◆ Originally signed as an infielder. Didn't make his pitching debut until 2015.
- ◆ Has hit .244/.319/.346 with 73 extra-base hits and 100 stolen bases over 1,207 career plate appearances.
- ◆ Played in parts of six seasons as a position player, reaching the Class-A Tampa Yankees before deciding to convert to pitching.

2019

- ◆ Signed a minor league deal with the Atlanta Braves on 2/2.
- ◆ Spent most of the year with Double-A Mississippi, going 5-4 with a 2.61 ERA (23 ER, 79.1 IP) in 31 appearances (6 starts)...Also made two relief appearances with Class-A Rome.
- ◆ Promoted to Double-A on 4/26 after two relief outings to start the year in Class-A. Was 2-0 with a 0.00 ERA (4.0 IP) for Rome.
- ◆ In six starts with Mississippi, went 1-2 with a 3.71 ERA (11 ER, 26.2 IP).
- ◆ Began his Double-A career by allowing just one earned run over his first seven appearances (17.1 IP). Recorded 17 strikeouts and two walks over that span.
- ◆ Fired 4.1 perfect innings in relief on 6/8 at Jackson, striking out three.
- ◆ Recorded a career-high seven innings pitched in a start on 8/22 against Pensacola.
- ◆ Held left-handed hitters to a .177 average (23-for-130) with Mississippi.
- ◆ Hit .286 (4-for-14) and recorded two stolen bases.

2018

- ◆ Signed a minor league deal with the Toronto Blue Jays on 4/20.
- ◆ Began the season with Class-A Lansing, going 1-2 with a 2.66 ERA and three saves in 13 appearances (6 ER, 20.1 IP). Promoted to Class-A Dunedin on 7/6.
- ◆ With Dunedin, went 1-0 with a 3.71 ERA and two saves in 11 games (7 ER, 17.0 IP).
- ◆ Promoted to Triple-A Buffalo on 7/15. Made three relief appearances for the Bisons before being sent back to Dunedin on 7/28. Later made two more appearances for the Bisons in August before being returned to Dunedin again.
- ◆ In five total appearances for Buffalo, went 0-0 with a 4.50 ERA in 10.0 IP and held opposing hitters to a .231 average.
- ◆ In July, limited opposing hitters to a .140 average (6-for-43) while appearing in games for Lansing, Dunedin, and Buffalo.

2017

- ◆ Played for the Barrie Baycats of Canada's Intercounty Baseball League (IBL), where he went 6-1 with a 2.29 ERA (14 ER, 55.0 IP) and also batted .500 (11-for-22) at the plate.

2016

- ◆ Played for Class-A Staten Island (3-0, 2.95 ERA) and Class-A Charleston (3-1, 2.70 ERA).
- ◆ Did not allow a home run in his first 14 appearances of the season (21.2 IP).
- ◆ Held righties to a .212 average (18-for-85) with Staten Island.
- ◆ Went 2-0 with a 0.98 ERA (2 ER, 18.1 IP) in 8 games from August to the end of the season.

2015

- ◆ Began the year with Class-A Tampa as a left fielder. Slashed .162/.230/.235 in 77 plate appearances across 20 games.
- ◆ Assigned to Extended Spring Training on 5/6. Later assigned to the GCL Yankees on 6/22 as a full-time pitcher.
- ◆ Made his first career pitching appearance on 6/23 against the GCL Braves, throwing 1.2 hitless innings and walking one.
- ◆ Appeared in 16 games for the GCL Yankees, going 1-1 with a 6.75 ERA (17 ER, 22.2 IP).
- ◆ Threw 2.0 perfect innings on 8/27 against the GCL Astros.



CLAUDIO CUSTODIO originally signed as an infielder in 2010 and did not make his pitching debut until 2015. He has batted .244/.319/.346 with 73 extra-base hits in his career. (Bill Lyons/SILive.com)



He pitched for the Barrie Baycats of Canada's Intercounty Baseball League in 2017. (Barrie Baycats)

YR	TEAM	ORG	W-L	ERA	G	GS	CG	SHO	SV	IP	H	R	ER	HR	HB	BB	SO	WHIP	AVG
2015	GCL Yankees (R)	NY	1-1	6.75	16	0	0	0	1	22.2	28	18	17	2	1	11	17	1.72	.311
2016	Staten Island Yankees (R)	NY	3-0	2.95	19	0	0	0	0	36.2	32	19	12	2	3	9	26	1.12	.235
2016	Charleston RiverDogs (A)	NY	3-1	2.70	7	0	0	0	0	10.0	11	6	3	0	1	4	8	1.50	.275
2018	Lansing Lugnuts (A)	TOR	1-2	2.66	13	0	0	0	3	20.1	18	9	6	1	0	4	13	1.08	.237
2018	Dunedin Blue Jays (A)	TOR	1-0	3.71	11	0	0	0	2	17.0	17	7	7	1	1	5	11	1.29	.254
2018	Buffalo Bisons (AAA)	TOR	0-0	4.50	5	0	0	0	0	10.0	9	6	5	0	0	4	8	1.30	.231
2019	Rome Braves (A)	ATL	2-0	0.00	2	0	0	0	0	4.0	2	0	0	0	0	0	5	0.50	.143
2019	Mississippi Braves (AA)	ATL	5-4	2.61	31	6	0	0	2	79.1	60	26	23	2	5	23	67	1.05	.214
Minor League Totals			16-8	3.29	104	6	0	0	8	200.0	177	91	73	8	11	60	155	1.19	.238

Taylor Davis

Taylor M. Davis

CATCHER/INFIELDER

BATS **RIGHT** THROWS **RIGHT** HEIGHT **5-10** WEIGHT **200** DOB **11/24/94** SERVICE TIME **0.099**

BORN: **Tampa, FL**

RESIDES: **Jeffersonville, IN**

HIGH SCHOOL: **Jupiter High School (Jupiter, FL)**

COLLEGE: **Morehead State University**

ACQUIRED: **Signed by Baltimore as MiLB free agent, 1/23/20**

MLB DEBUT: **For CHC on 9/8/17 vs. MIL (0-for-1, K, PH)**



@Beanz_TD



@Beanz_TD



CAREER HIGHS

HITS	RBI	RUNS	HOME RUNS
4, 2x, last: 5/25/18 vs New Orleans	6, 5/25/18 vs New Orleans	4, 7/29/11 @ AZL Reds	2, 6/25/15 @ Mobile
STRIKEOUTS	WALKS	STOLEN BASES	HITTING STREAK
3, 3x, last: 9/28/17 @ St. Louis	3, 2x, last: 9/1/16 @ Nashville	1, 5x, last: 9/3/16 vs Columbus	18, 2015-2016 seasons

PERSONAL

- ◆ Signed by Baltimore as a minor league free agent on 1/23/20.
- ◆ Initially signed as a non-drafted free agent by the Chicago Cubs in 2011. Spent the first nine seasons of his pro career in the Cubs organization.
- ◆ Attended Morehead State University (KY) where he was First Team All-Conference his junior year after batting .414. Finished his college career with 36 home runs and 145 RBI.
- ◆ Notable Morehead St. alumni include former Tides RHP Jon Rauch and NFL QB Phil Simms.
- ◆ Drafted by the Florida Marlins in the 49th round of the 2008 draft, but did not sign.
- ◆ Attended Jupiter High School (FL), where he hit .500 with a school-record 25-game hitting streak his senior year. Was the MVP of the Florida FBCA All-Star Game.
- ◆ Notable alumni from Jupiter High School include four-time MLB All-Star Dante Bichette, former Chicago Bears kicker Cody Parkey and St. Louis Cardinals RHP Miles Mikolas.
- ◆ Has a propensity for staring at television cameras, resulting in several viral video moments.

2019

- ◆ Spent the majority of his season with Triple-A Iowa, where he hit .235 with five home runs, 23 RBI and a .338 on-base percentage over 61 games.
- ◆ Batted .313 (10-32) with two home runs and five RBI in May.
- ◆ Appeared in seven games with Chicago, batting .167 (3-18) with a home run and four RBI.
- ◆ Hit his first MLB home run on 5/4 vs. St. Louis, a game-tying grand slam. Became the seventh player in MLB history - and the first Cub - to hit a game-tying grand slam for his first career homer (the first since Will Middlebrooks on 5/6/12).
- ◆ Became the first Cub to hit a grand slam for his first career home run since Kevin Tapani did so on 7/20/88. The last Cubs position player to accomplish the feat was Champ Summers, who did so in a pinch-hit role on 8/23/75.
- ◆ Registered 12 multi-hit games with Iowa, including two separate three-hit contests.
- ◆ Threw out 31.4 % of attempted basestealers with Iowa (16-51).
- ◆ Designated for assignment on 9/7 and outrighted to Iowa on 9/10.

2018

- ◆ Spent entire minor league season with Iowa before a September callup to Chicago.
- ◆ Hit .275 with four home runs, 18 doubles and 41 RBI in 107 games with Iowa.
- ◆ Batted .333 (22-66) with a home run and eight RBI in 20 April games for Iowa.
- ◆ Matched career-high with four hits and set career-best with six RBI, 5/25 vs. New Orleans.
- ◆ Batted .442 (19-43) with a .489 OBP in 13 Wednesday contests with Iowa.

2017

- ◆ Spent the season at Triple-A Iowa, batting .297 with 27 doubles and six homers in 102 games.
- ◆ Led the I-Cubs with 62 RBI and ranked second on the club with a .297 average.
- ◆ Reached base in 39 straight games from 8/10/16 to 5/1/17, the longest streak for a player at Triple-A Iowa since at least 2008.
- ◆ Threw out 23% (13-57) of attempted basestealers.
- ◆ Batted .305 (58-190) with five home runs and 39 RBI in 53 road contests for Iowa.
- ◆ Hit .340 (52-153) with three homers and 32 RBI in 39 games after the All-Star break.
- ◆ Had his contract selected by Chicago on 9/5 and made his MLB debut on 9/8.
- ◆ Picked up his first MLB hit on 9/14 vs. the Mets, a single off of Seth Lugo.
- ◆ Hit a game-winning RBI double in the 11th inning at St. Louis on 9/28.

2016

- ◆ Split the year between Triple-A Iowa (67 games), Double-A Tennessee (15 games) and Class-A Eugene (6 games), combining to hit .264 with 30 RBI over 88 contests.
- ◆ Began season with Tennessee, hitting .338 with 10 RBI in 15 games. Joined Iowa on 4/28.
- ◆ Spent 5/27 - 7/8 on Iowa's Injured List with a left hand sprain.
- ◆ Registered 15 multi-hit games with Iowa, including three different three-hit contests.

2015

- ◆ Batted .311 with a .361 OBP in 104 games between Double-A Tennessee & Triple-A Iowa.
- ◆ Appeared defensively at catcher (49 games), first base (30 games), third base (3 games) and left field (1 game).
- ◆ Threw out 18 of 51 baserunners attempting to steal (35%).
- ◆ Hit two home runs, both solo, in a game at Mobile on 6/25, a career high.
- ◆ Batted .321 with an .810 OPS in 53 games after 7/4 at Iowa and Tennessee.
- ◆ Played four games with the Toros of the Dominican Winter League in October.

2014

- ◆ Played full season at Double-A Tennessee, hitting .319 with 44 hits and 29 RBI.
- ◆ Had two stints on the disabled list (4/3-4/17 & 7/9-7/23) due to calf strains.
- ◆ Posted a season-high five RBI on 7/26 at Birmingham. Had a 4-RBI game, 8/16 vs Huntsville.

2013

- ◆ Limited to 33 games between Class-A Dayton and Double-A Tennessee due to a right calf strain. Batted .206 (21-102) with four doubles and two homers between the two levels.

YR	TEAM	ORG	AVG	G	AB	R	H	2B	3B	HR	RBI	BB	SO	SB	CS	OBP	SLG	OPS
2011	AZL Cubs (R)	CHC	.308	11	39	10	12	1	3	0	10	5	3	0	0	.391	.487	.878
2012	Peoria Chiefs (A)	CHC	.338	18	65	5	22	4	2	1	12	8	8	0	0	.395	.508	.902
	Daytona Cubs (A)	CHC	.223	52	157	15	35	8	0	2	26	21	24	3	2	.315	.312	.627
2013	Tennessee Smokies (AA)	CHC	.158	6	19	1	3	2	0	0	1	0	4	0	0	.158	.263	.421
	Daytona Cubs (A)	CHC	.217	27	83	9	18	2	0	2	8	9	15	0	1	.293	.313	.607
2014	Tennessee Smokies (AA)	CHC	.319	53	138	19	44	11	1	4	29	12	14	0	0	.375	.500	.875
2015	Tennessee Smokies (AA)	CHC	.319	21	72	11	23	7	0	5	14	5	11	0	0	.364	.625	.989
	Iowa Cubs (AAA)	CHC	.309	83	259	29	80	19	2	4	29	21	37	0	1	.361	.444	.805
2016	Tennessee Smokies (AA)	CHC	.339	15	56	7	19	3	1	0	10	4	6	0	0	.365	.429	.794
	Iowa Cubs (AAA)	CHC	.251	67	223	24	56	13	1	2	20	30	28	2	0	.341	.345	.686
	Eugene Emeralds (A)	CHC	.176	6	17	2	3	0	0	0	0	5	2	0	0	.364	.176	.540
2017	CHICAGO CUBS (NL)	CHC	.231	8	13	1	3	1	0	0	1	0	4	0	0	.231	.308	.538
	Iowa Cubs (AAA)	CHC	.297	102	357	41	106	27	1	6	62	37	45	0	3	.357	.429	.786
2018	CHICAGO CUBS (NL)	CHC	.400	5	5	0	2	0	0	0	2	0	1	0	0	.333	.400	.733
	Iowa Cubs (AAA)	CHC	.275	107	356	38	98	18	0	4	41	40	57	0	2	.348	.360	.707
2019	CHICAGO CUBS (NL)	CHC	.167	7	18	2	3	0	0	1	4	2	4	0	0	.250	.333	.583
	Iowa Cubs (AAA)	CHC	.235	61	204	21	48	4	0	5	23	31	38	0	0	.338	.328	.666
Major League Totals			.222	20	36	3	8	1	0	1	7	2	9	0	0	.256	.333	.590
Minor League Totals			.277	629	2045	232	567	119	11	35	285	228	292	5	9	.348	.398	.746

Yusniel Diaz

Yusniel Efrain Diaz (yous-NEE-el)

OUTFIELDER

BATS **RIGHT** THROWS **RIGHT** HEIGHT **6-1** WEIGHT **210** DOB **10/7/96** SERVICE TIME **0.000**

BORN: **Havana, Cuba**

HIGH SCHOOL:

COLLEGE:

ACQUIRED: **Trade with LAD (with 4 others) for IF Manny Machado, 7/18/18**

MLB DEBUT:

RESIDES: **Miami, FL**



@YusnielDiaz17



@yusniel16



CAREER HIGHS

HITS
4, 7x, last: 7/12/18 @ NW Arkansas

RBI
6, 8/14/16 vs. Visalia

RUNS
3, 9x, last: 6/6/19 vs New Hampshire

HOME RUNS
1, several times

STRIKEOUTS
4, 2x, last: 5/31/17 @ Visalia

WALKS
3, 2x, last: 8/29/18 @ Akron

STOLEN BASES
2, 5/6/18 @ Springfield

HITTING STREAK
9 games, 2x, last: 2019

PERSONAL

- ◆ Acquired by Baltimore from the Los Angeles Dodgers, along with IF Rylan Bannon, RHP Dean Kremer, RHP Zach Pop & IF Breyvic Valera, in exchange for IF Manny Machado, 7/18/18.
- ◆ Originally signed as a non-drafted free agent by the Los Angeles Dodgers, 11/21/15.
- ◆ Hit .348 as an 18-year-old during the 2014-15 season in Serie Nacional, Cuba's top baseball league. Was the favorite to win Rookie of the Year that season, but he defected to the U.S. before he could be given the award.
- ◆ Held a showcase for MLB teams in the Dominican Republic before signing with the Dodgers.

RANKING ON ORIOLES TOP PROSPECT LISTS ENTERING 2021

#7 - Baseball America | #9 - MLB.com

2019

- ◆ Entered the season ranked by MLB.com, *Baseball America* and *Baseball Prospectus* as the Orioles No. 1 prospect. Also called the "Best Hitter for Average" in the Orioles minor league system and ranked as the 37th best prospect nationally by *Baseball America*.
- ◆ Split the year between Double-A Bowie, Class-A Frederick and Class-A Aberdeen, combining to hit .265 with 11 home runs, 22 doubles and 55 RBI over 85 games.
- ◆ Ranked among Orioles minor leaguers in extra-base hits (T-6th, 37) and RBI (8th, 55).
- ◆ Named an MiLB.com Orioles Organizational All-Star after the season.
- ◆ Opened the year with Bowie before sustaining a hamstring injury that placed him on the Injured List on 4/26. Rehabbed the injury for six games with Frederick (hitting safely in five of six contests) before returning to Bowie on 6/5.
- ◆ Named the Eastern League Batter of the Week on 6/16 after a week that saw him homer in three straight contests and bat .364 with 12 RBI and three multi-hit games.
- ◆ Batted .299 with three home runs, 22 RBI and a .353 OBP over 28 games in July.
- ◆ Matched his career best by registering a nine-game hitting streak, 7/19 - 7/27.
- ◆ Ranked among Bowie team leaders in homers (2nd, 11), RBI (3rd, 53) and XBH (T-4th, 34).
- ◆ Batted .328 (19-58) with five home runs and 13 RBI when serving as Bowie's DH.
- ◆ Placed on Injured List with quad injury on 8/2. Appeared in three rehab games with Aberdeen before returning to Bowie on 8/26.
- ◆ Appeared in eight playoff games for Bowie, batting .257 (9-35) with a homer and five RBI.

2018

- ◆ Entered the season ranked by MLB.com as the Dodgers #5 prospect. Also rated by *Baseball Prospectus* as the #73 prospect in all of baseball prior to the season.
- ◆ Split the year between Double-A Tulsa and Double-A Bowie, combining to hit .285 with 11 home runs, 45 RBI and a .392 on-base percentage in 97 games.
- ◆ Opened the year with Tulsa, hitting .314 with six home runs, 30 RBI and eight stolen bases in 59 games before being traded to the Baltimore system on 7/18.
- ◆ Ranked 2nd in the Texas League with a .428 on-base percentage when he was traded.
- ◆ Selected to participate in the MLB Futures Game at Nationals Park in Washington, D.C., where he hit two game-tying home runs. Was the first player since Alfonso Soriano to homer twice in a Futures Game - Soriano accomplished the feat in the inaugural contest in 1999.

2018

- ◆ Matched his career-high with four hits, 7/8 vs. Frisco and 7/12 at Northwest Arkansas.
- ◆ With Tulsa, appeared defensively in center field (29 G), right field (28 G) and left field (2G).
- ◆ Batted .300 against Texas League left-handers and .319 against TL right-handed pitching.
- ◆ Reached base safely in his final 23 home contests for the Drillers, batting .366 (30-82) with a .469 on-base percentage over that stretch - a span that was tied for the 2nd-longest on-base stretch at home in the Texas League during the 2018 season.
- ◆ Joined Bowie on 7/20 and batted .239 with five home runs and 15 RBI in 38 games.
- ◆ Hit a three-run homer in consecutive games for Bowie, 8/19 at Erie and 8/20 at Richmond.
- ◆ Reached base safely in 31 of his 38 games with Bowie, posting a .329 OBP.

2017

- ◆ Split time between Class-A Rancho Cucamonga and Double-A Tulsa, posting a combined .292 batting average with 11 home runs, 52 RBI and nine stolen bases in 114 games.
- ◆ Hit .380 against opposing left-handed pitchers between the two clubs.
- ◆ Named MiLB.com California League Player of the Month for June with Rancho Cucamonga, hitting .396 with nine doubles, two triples, five home runs and 17 RBI in 24 games.
- ◆ Named California League Player of the Week on 6/25 with Rancho Cucamonga, hitting .565 (13-23) with two home runs & eight RBI over five games (including two four-hit games).
- ◆ Hit .333 with eight doubles, three home runs and 13 RBI in 33 games with Double-A Tulsa.
- ◆ Played in the Arizona Fall League with the Glendale Desert Dogs following the regular season, hitting .303 with three extra-base hits, one home run and 10 RBI in 17 games.
- ◆ Selected to participate in the Arizona Fall League Rising Stars Game.

2016

- ◆ Aside from a three-game rehab assignment in July with the Rookie-level AZL Dodgers, he played the entire season with Class-A Rancho Cucamonga (82 games).
- ◆ Hit .272 with eight home runs, 15 extra-base hits and 54 RBI with Rancho Cucamonga.
- ◆ Placed on the disabled list twice (4/24 and 6/15) due to shoulder issues, missing over a month the second time from mid-June to late-July.
- ◆ Had a career-high nine-game hitting streak from 6/12-7/29.
- ◆ Drove in a career-high six runs on 8/14 vs. Visalia (4-6, HR, 2B, 3 R, 6 RBI).



YUSNIEL DIAZ homered twice in the 2018 MLB Futures Game, the first player to accomplish the feat since Alfonso Soriano did so during the 1999 contest. (Geoff Burke/USA TODAY).

YR	TEAM	ORG	AVG	G	AB	R	H	2B	3B	HR	RBI	BB	SO	SB	CS	OBP	SLG	OPS
2016	Rancho Cucamonga Quakes (A)	LAD	.272	82	316	47	86	8	7	8	54	29	71	7	8	.333	.418	.751
	AZL Dodgers (R)	LAD	.143	3	14	2	2	0	0	1	3	0	3	0	0	.143	.357	.500
2017	Tulsa Drillers (AA)	LAD	.333	31	108	15	36	8	0	3	13	10	29	2	5	.390	.491	.881
	Rancho Cucamonga Quakes (A)	LAD	.278	83	331	42	92	15	3	8	39	35	73	7	9	.343	.414	.757
2018	Tulsa Drillers (AA)	LAD	.314	59	220	36	69	10	4	6	30	41	39	8	8	.428	.477	.905
	Bowie Baysox (AA)	BAL	.239	38	134	23	32	5	1	5	15	18	28	4	5	.329	.403	.732
2019	Bowie Baysox (AA)	BAL	.262	76	286	45	75	19	4	11	53	32	67	0	3	.335	.472	.807
	Frederick Keys (A)	BAL	.273	6	22	0	6	0	0	0	2	3	7	0	0	.360	.273	.633
	Aberdeen IronBirds (A)	BAL	.333	3	9	0	3	3	0	0	0	1	1	0	0	.455	.667	1.121
Minor League Totals			.278	381	1440	210	401	68	19	42	209	169	318	28	38	.355	.440	.794

Marcos Diplán

Marcos Antonio Diplán (DIP-lahn)

RIGHT-HANDED PITCHER

BATS **RIGHT** THROWS **RIGHT** HEIGHT **5-11** WEIGHT **200** DOB **9/18/96** SERVICE TIME **0.000**

BORN: **Licey, Dominican Republic**

RESIDES: **Licey, Dominican Republic**

HIGH SCHOOL:

COLLEGE:

ACQUIRED: **Claimed off of waivers from DET, 12/9/19**

MLB DEBUT:



@marcosdiplan



CAREER HIGHS

STRIKEOUTS	INNINGS	WALKS	HOME RUNS ALLOWED
11, 8/14/14 @ DSL Rangers2	7.0, 2x, last: 8/29/16 vs Clearwater	6, 2x, last: 7/27/18 @ Jackson	3, 6/12/17 @ Salem
RUNS ALLOWED	EARNED RUNS ALLOWED	HITS ALLOWED	PITCHES IN A GAME
7, 3x, last: 7/14/18 @ Jacksonville	7, 2x, last: 8/22/17 @ Winston-Salem	10, 2x, last: 4/5/18 vs Winston-Salem	110, 7/21/18 vs Tennessee

PERSONAL

- ◆ Claimed by Baltimore off of waivers from Detroit, 12/9/19. Designated for assignment by Baltimore on 12/29/19 and outrighted to Norfolk on 1/9/20.
- ◆ Initially signed as a non-drafted free agent by Texas on 7/2/13. Rated by Baseball America as the 6th-best International Prospect at the time of his signing.
- ◆ Traded from Texas to Milwaukee on 1/19/15, along with RHP Corey Knebel and IF Luis Sardiñas, in exchange for RHP Yovanni Gallardo and cash considerations.
- ◆ Traded to Minnesota from Milwaukee on 7/31/19 for cash considerations.

2019

- ◆ Spent the majority of the season with Double-A Biloxi in the Brewers system before being traded to the Twins organization on 7/31.
- ◆ Went 3-4 with a 4.99 ERA in 30 games (five starts) with Biloxi, registering 16 more strikeouts (63) than hits allowed (47) in 57.2 innings of work.
- ◆ Made his first five appearances of the season as a starter, going 0-2 with a 6.86 ERA.
- ◆ Posted a 1.73 ERA (5 ER, 26.0 IP) over a 19-game stretch from 5/13 - 7/26, registering 30 strikeouts and 10 hits allowed while holding Southern League batters to a .116 average.
- ◆ Limited batters to a .120 average (6-50) over nine appearances in June.
- ◆ Earned first save since 2016, pitching a scoreless inning on 7/4 at Mississippi.
- ◆ Acquired by Minnesota in a trade on 7/31 and assigned to Double-A Pensacola, where he posted a 4.09 ERA in eight games (two starts) to finish the season.
- ◆ Between Biloxi and Pensacola, held Southern League hitters to a .225 average.
- ◆ Made nine scoreless appearances for Aguilas in the Dominican Winter League (9.2 IP).

2018

- ◆ Split the season between Class-A Carolina and Double-A Biloxi in the Brewers system, going 5-8 with a 4.03 ERA in 25 games (24 starts) between the two clubs.
- ◆ Ranked among Brewers minor leaguers in strikeouts (5th, 117) and starts (24).
- ◆ Named a Carolina League Midseason All-Star after going 3-2 with a 3.52 ERA in 13 starts for the Carolina Mudcats. Pitched a scoreless inning with two strikeouts in the All-Star Game.
- ◆ Posted a 2.20 ERA (7 ER, 28.2 IP) over six starts for Carolina in May.
- ◆ Transferred to Biloxi on 6/24 and made his final 12 appearances (11 starts) with the Shuckers, going 2-6 with a 4.58 ERA.
- ◆ Ranked among Biloxi pitchers in strikeouts (1st, 57) and starts (T-1st, 11) after the break.
- ◆ Set a career-high by throwing 110 pitches on 7/21 vs. Tennessee.
- ◆ Had two 10-strikeout performances: 5/31 at Lynchburg and 7/8 vs. Jackson.

2017

- ◆ Spent the season with Class-A Carolina, going 7-8 with a 5.23 ERA in 26 games (22 starts).
- ◆ Entered the year ranked as the #10 prospect in the Brewers system by Baseball America.
- ◆ Ranked among Carolina team leaders in strikeouts (2nd, 119) and innings (2nd, 125.2).
- ◆ Allowed two earned runs or less in 14 of his 26 appearances.
- ◆ Pitched five hitless innings and struck out five in his first start, 4/10 at Wilmington.
- ◆ Limited Carolina League left-handed batters to a .209 average (32-153) with 44 strikeouts.
- ◆ Added to Milwaukee's 40-man roster on 11/20.

2016

- ◆ Split the year between Class-A Wisconsin and Class-A Brevard County, combining to go 7-4 with a 3.02 ERA in 27 games (17 starts).
- ◆ Named a Midwest League Midseason All-Star.
- ◆ Limited opponents to a .225 average with 129 strikeouts over 113.1 innings.
- ◆ Went 6-2 with a 1.80 ERA in 17 games (11 starts) at Wisconsin, holding opponents to a .191 average with 89 strikeouts over 70.0 innings.
- ◆ Went 3-1 with a 0.77 ERA in eight home games (seven starts) for Wisconsin.
- ◆ Limited Midwest League right-handers to a .154 average.
- ◆ Was 2-0 with a 1.19 ERA and 32 strikeouts over 22.2 IP in six games (two starts) in May.
- ◆ Called up to Brevard County on 7/10, going 1-2 with a 4.98 ERA over 43.1 innings.
- ◆ Matched his career-best by going 7.0 innings, 8/29 vs. Clearwater.
- ◆ Made a playoff start for Wisconsin on 9/8 vs. Cedar Rapids (5.2 IP, 8 H, 3 ER, 1 BB, 8 K, L).

2015

- ◆ Went 2-2 with a 3.75 ERA over 13 games (seven starts) for short-season Helena.
- ◆ Named a Pioneer League Midseason All-Star. Pitched a scoreless inning in relief in the contest, striking out two.
- ◆ Honored as a Rookie All-Star by Baseball America after the season.
- ◆ Earned win in first start with Helena, allowing one run on four hits over 5.0 innings on 6/19 vs Missoula. Also struck out eight opponents in that contest, a season high.

2014

- ◆ Began his pro career with the DSL Rangers, going 7-2 with a 1.54 ERA in 13 starts.
- ◆ Led the Dominican Summer League in opponent's batting average (.155), while his 1.54 ERA ranked 6th in the circuit.
- ◆ Struck out a career-high 11 hitters at DSL Rangers2 on 8/14.



MARCOS DIPLÁN has been a Midseason All-Star in 2015 (Pioneer League), 2016 (Midwest League) and 2018 (Carolina League). (Michael Krebs/Biloxi Shuckers).

YR	TEAM	ORG	W-L	ERA	G	GS	CG	SHO	SV	IP	H	R	ER	HR	HB	BB	SO	WHIP	AVG
2014	DSL Rangers (R)	TEX	7-2	1.54	13	13	0	0	0	64.1	32	18	11	2	8	36	57	1.06	.155
2015	Helena Brewers (R)	MIL	2-2	3.75	13	7	0	0	2	50.1	47	21	21	4	2	21	54	1.35	.257
2016	Wisconsin Timber Rattlers (A)	MIL	6-2	1.80	17	11	0	0	1	70.0	49	24	14	3	3	32	89	1.16	.191
	Brevard County Manatees (A)	MIL	1-2	4.98	10	6	1	0	0	43.1	47	26	24	4	1	18	40	1.50	.276
2017	Carolina Mudcats (A)	MIL	7-8	5.23	26	22	0	0	0	125.2	126	83	73	11	6	71	119	1.57	.266
2018	Biloxi Shuckers (AA)	MIL	2-6	4.58	12	11	0	0	0	57.0	58	35	29	6	0	36	57	1.65	.266
	Carolina Mudcats (A)	MIL	3-2	3.52	13	13	0	0	0	61.1	58	26	24	3	4	38	60	1.57	.261
2019	Biloxi Shuckers (AA)	MIL	3-4	4.99	30	5	0	0	3	57.2	47	34	32	6	1	37	63	1.46	.221
	Pensacola Blue Wahoos (AA)	MIN	0-1	4.09	8	2	0	0	0	11.0	10	5	5	1	2	7	10	1.55	.250
Minor League Totals			31-29	3.88	142	90	1	0	6	540.2	474	272	233	40	27	296	549	1.42	.239

Tyler Erwin

Tyler Dale Erwin

LEFT-HANDED PITCHER

BATS **LEFT** THROWS **LEFT** HEIGHT **6-0** WEIGHT **185** DOB **8/29/94** SERVICE TIME **0.000**

BORN: **Mesa, AZ**

RESIDES: **Chandler, AZ**

HIGH SCHOOL: **Hamilton High School (Chandler, AZ)**

COLLEGE: **South Mountain CC (Phoenix, AZ)/New Mexico State University**

ACQUIRED: **Selected by Baltimore in the 23rd round of the 2016 draft**

MLB DEBUT:



@terwin30



@tyler_erwin



CAREER HIGHS

STRIKEOUTS	INNINGS	WALKS	HOME RUNS ALLOWED
6, 5/7/18 vs Lynchburg	3.1, 8/25/17 vs Charleston	3, 3x, last: 9/1/18 vs Myrtle Beach	1, 3x, last: 7/30/19 vs Charlotte
RUNS ALLOWED	EARNED RUNS ALLOWED	HITS ALLOWED	PITCHES IN A GAME
5, 2x, last: 7/30/19 vs Charlotte	5, 7/30/19 vs Charlotte	5, 2x, last: 7/30/19 vs Charlotte	46, 7/31/17 @ Kannapolis

PERSONAL

- Selected by Baltimore in the 23rd round of the 2016 draft.
- Attended New Mexico State University, where he made a team-high 33 appearances and posted a 3.11 ERA for the Aggies during the 2016 campaign. Was a teammate with fellow O's farmhand Kyle Bradish at NMSU.
- Went to South Mountain Community College in Phoenix, AZ, for first two years of college. Finished 5-1 in 15 appearances in 2014 and led team with 26 appearances in 2015. Was a Region 1 NJCAA Champion his freshman year.
- Was an All-Conference outfielder and pitcher at Hamilton High School in Chandler, AZ, where he was a teammate of Dodgers All-Star Cody Bellinger.
- Hamilton High School alumni include longtime NFL linebacker Terrell Suggs.
- Is the great-great-nephew of the 11th President of the United States, James K. Polk.

2019

- Spent most of the year at Double-A Bowie, where he went 3-3 with a 2.43 ERA in 36 games.
- Ranked among Orioles minor leaguers in saves (T-4th, 8) and appearances (T-8th, 37).
- Limited Eastern League right-handers to a .209 average (19-91) with 21 strikeouts.
- Did not surrender a home run over 176 batters faced with the Baysox.
- Went 1-0 with a 1.02 ERA (2 ER, 17.2 IP) and a .215 opponent's average in 17 games at Bowie's Prince George's Stadium.
- Posted a 0.96 ERA (1 ER, 9.1 IP) over seven appearances in June. Recorded three saves in the month and tallied at least one strikeout in each appearance.
- Did not allow an earned run in 28 of his 36 appearances with Bowie.
- Transferred to Norfolk and made his Triple-A debut on 7/30 vs. Charlotte. Returned to Bowie on 8/4 and made his final eight appearances with the Baysox.

2018


- Spent the season at Class-A Frederick, where he went 4-4 with 18 saves and a 1.58 ERA.
- Led Orioles minor leaguers with 18 saves and 50 appearances.
- Named a Carolina League Midseason All-Star after posting a 1.04 ERA in the first half.
- Led the Carolina League with 50 appearances and was second in the circuit with 18 saves.
- Honored as an Orioles Organizational All-Star by MiLB.com.
- Registered 39 more strikeouts (84) than hits allowed (45) over 68.1 innings.
- Posted a 0.47 ERA (1 ER, 19.1 IP) with 25 strikeouts over his first 11 relief outings.
- Set a career-high with six strikeouts, 5/7 vs. Lynchburg (3.0 IP).
- Went 7-for-7 in save opportunities in July, a month that saw him post a 1.35 ERA.
- Fired 16.2 scoreless innings in August, holding opposing hitters to an .058 average (3-52).
- Surrendered just one home run in 278 batters faced.
- Limited right-handed batters to a .178 average, while left-handed hitters hit just .191.
- Did not allow a hit when the bases were loaded (0-11).

2017

- Spent first full professional season with Class-A Delmarva, where he went 2-2 with a 2.68 ERA in 26 relief appearances.
- Held South Atlantic League right-handed batters to a .235 average.
- Did not allow an earned run in 17 of his 26 appearances.
- Surrendered the fewest walks (9) among any Delmarva pitcher with more than 20 IP.
- Pitched a career-high 3.1 innings, 8/25 vs. Charleston.
- Did not allow a run in six of his final seven outings and finished the year on a 10.1-inning scoreless stretch.
- Yielded just one home run over 200 batters faced.
- Held opposing batters to a .196 average with two outs.

2016

- Went 2-1 with a 3.22 ERA in 13 appearances with Class-A Aberdeen.
- Held left-handers to a .192 average (5-26).
- Earned first pro victory, 8/20 vs. Vermont.
- Allowed two earned runs or less in each of his 13 games, including seven scoreless outings.



TYLER ERWIN, who made his Triple-A debut in 2019, has allowed just three home runs over 126 career games at the Minor League level. (Scott Sears/Norfolk Tides).

YR	TEAM	ORG	W-L	ERA	G	GS	CG	SHO	SV	IP	H	R	ER	HR	HB	BB	SO	WHIP	AVG
2016	Aberdeen IronBirds (A)	BAL	2-1	3.22	13	0	0	0	0	22.1	20	10	8	0	0	11	21	1.39	.244
2017	Delmarva Shorebirds (A)	BAL	2-2	2.68	26	0	0	0	1	47.0	50	16	14	1	5	9	39	1.26	.276
2018	Frederick Keys (A)	BAL	4-4	1.58	50	0	0	0	18	68.1	45	21	12	1	6	23	84	1.00	.183
2019	Bowie Baysox (AA)	BAL	3-3	2.43	36	0	0	0	8	40.2	40	15	11	0	1	15	35	1.35	.255
	Norfolk Tides (AAA)	BAL	0-0	19.29	1	0	0	0	0	2.1	5	5	5	1	1	0	1	2.14	.417
Minor League Totals			11-10	2.49	126	0	0	0	27	180.2	160	67	50	3	13	58	180	1.21	.236

Thomas Eshelman

Thomas Darwin Eshelman
RIGHT-HANDED PITCHER

BATS **RIGHT** THROWS **RIGHT** HEIGHT **6-3** WEIGHT **210** DOB **6/20/94** SERVICE TIME **1.028**

BORN: **Carlsbad, CA**

RESIDES: **Carlsbad, CA**

HIGH SCHOOL: **Carlsbad High School (Carlsbad, CA)**

COLLEGE: **California State University, Fullerton**

ACQUIRED: **Trade with PHI for international bonus slot money, 6/9/19**

MLB DEBUT: **For BAL on 7/1/19 @ TB (5.0 IP, 6 H, 2 ER, 1 BB, 0 K, ND)**



@thomaseshelman



@thomaseshelman



CAREER HIGHS

STRIKEOUTS

11, 8/9/16 @ Binghamton

RUNS ALLOWED

9, 7/20/19 vs Boston

INNINGS

9.0, 5/31/17 @ Indianapolis

EARNED RUNS ALLOWED

8, 8/4/17 @ Buffalo

WALKS

6, 8/19/18 vs Indianapolis

HITS ALLOWED

12, 5/5/18 @ Rochester

HOME RUNS ALLOWED

3, 4x, last: 7/20/19 vs Boston

PITCHES IN A GAME

112, 5/31/17 @ Indianapolis

PERSONAL

- ◆ Acquired in a trade by Baltimore from Philadelphia on 6/10/19 in exchange for international bonus slot money.
- ◆ Originally drafted by Houston in the second round of the 2015 draft (46th overall). Current Orioles Executive VP and GM Mike Elias was with Houston at the time of that selection.
- ◆ Attended Cal State Fullerton and played three seasons for the Titans. Named All-Big West Pitcher of the Year in 2015, First-Team All-American by Baseball America and was a Golden Spikes Award semifinalist. Set the Titans program record with a 1.65 career ERA, as well as the Division I record with 0.43 walks per nine innings pitched over his career. Also set an NCAA record as a freshman by starting his year with zero walks over his first 63.1 innings.
- ◆ Graduated from Carlsbad High School (CA) in 2012. Played as a pitcher and catcher in high school and was named First-Team California Interscholastic Federation his senior season. His older brother, Sam, is currently the varsity boys basketball coach at Carlsbad High School.
- ◆ Other notable alumni from Carlsbad HS include Orioles Hall of Famer Brady Anderson, 2002 World Series MVP Troy Glaus and Olympic gold medal snowboarder Shaun White.

2020

- ◆ Pitched in 12 games (four starts) for Baltimore, going 3-1 with a 3.89 ERA (15 ER/34.2 IP).
- ◆ Posted a 3.15 ERA (7 ER/20.0 IP) and .225 average against in eight relief appearances.
- ◆ Made six appearances (two starts) in August and posted a 2.75 ERA (6 ER/19.2 IP).

2019

- ◆ Split the season between the Philadelphia and Baltimore systems after a midseason trade. Went 3-5 with a 4.94 ERA over 17 games (16 starts) at the minor league level and 1-2 with a 6.50 ERA in 10 games (four starts) for Baltimore.
- ◆ Made his first 10 appearances of the campaign between Double-A Reading and Triple-A Lehigh Valley. Was 0-3 with a 6.28 ERA in six starts at Reading before going 1-1 with a 2.77 ERA and 23 strikeouts over 26.0 innings in four starts for the IronPigs.
- ◆ Earned a win in his Norfolk debut on 6/13 vs. Scranton/WB (7.0 IP, 1 ER, 3 BB, 2 K).
- ◆ Went 3-1 with a 3.28 ERA in Triple-A home games (between Lehigh Valley and Norfolk). Had 32 strikeouts in 35.2 innings while walking seven opponents in those home contests.
- ◆ Held International League left-handed hitters to a .237 average (31-131).
- ◆ Had his contract selected by Baltimore on 7/1 and made his Major League debut that night in a start at Tampa Bay, allowing two earned runs over 5.0 innings. He did not record a strikeout in the game, becoming the third pitcher in Orioles history (since 1954) with at least 5.0 innings pitched in their Major League debut without a strikeout. He joined RHP Koji Uehara (5.0 IP) on 4/8/09 vs. New York-AL and RHP Anthony Telford (7.0 IP) on 8/19/90 vs Oakland in such debuts in O's history.
- ◆ Earned his first MLB win on 8/4 vs. Toronto, allowing four runs over 5.0 innings of relief.
- ◆ Struck out a season-high eight in a win vs. Charlotte, 9/1 (7.0 IP, 5 H, 2 ER, 0 BB, 8 K).

2018

- ◆ Spent the entire season with Triple-A Lehigh Valley, where he made 26 starts and one relief appearance. Had seven quality starts, going 2-13 with a 5.84 ERA and 104 strikeouts.
- ◆ Ranked among International League pitchers in starts (T-2nd, 26) and innings pitched (5th, 140.1). His 26 starts tied for the most starts among Phillies minor leaguers.
- ◆ Spent a week in June (6/4-6/11) on the Injured List with a left shin contusion.
- ◆ Threw a complete game (7.0 innings) vs Syracuse in game one of a doubleheader. Allowed three earned runs and recorded five strikeouts in the loss.
- ◆ Held opponents to a .232 average (16-69) with runners in scoring position and two outs.
- ◆ Earned a win on 7/30 at Buffalo, striking out five over 7.0 shutout innings.

2017

- ◆ Combined to go 13-3 with a 2.40 ERA in 23 starts between Double-A Reading and Triple-A Lehigh Valley. Recorded 102 strikeouts while issuing just 18 walks over 150 innings.
- ◆ Won the Paul Owens Award as the best pitcher in the Phillies minor league system.
- ◆ Selected as an International League Midseason All-Star. Got the start in the contest, allowing one run over 2.0 innings of work.
- ◆ Ranked among IL pitchers in WHIP (1st, 0.94), ERA (2nd, 2.23), complete games (2nd, 3), wins (T-7th, 10) and opposing average (T-5th, .227).
- ◆ Allowed the fewest base runners per 9.0 innings (8.48) among IL qualifying starters.
- ◆ Promoted to Triple-A Lehigh Valley after posting a quality start in his final three starts at Double-A Reading. Went 3-0 with a 3.10 ERA in five starts against the Eastern League.
- ◆ Named Phillies Minor League Pitcher of the Month and IL Player of the Month in May, going 4-0 with a 1.38 ERA in five starts for Lehigh Valley. Had a 0.80 WHIP for the month.
- ◆ Tossed a 9.0-inning shutout at Indianapolis on 5/31, allowing five hits and striking out seven. Was just the third 9.0-inning shutout for Lehigh Valley team history.
- ◆ Entered the All-Star break with a 7-2 record and a 1.96 ERA in 11 starts in Triple-A. Allowed one earned run or less in 10 of his 18 starts with the IronPigs on the season.

CAREER HIGHLIGHTS

2016: Combined to go 9-7 with a 4.25 ERA in 24 starts between Clearwater and Reading...Selected as a Florida State League Midseason All-Star...Was the FSL Player of the Week for the week of 4/18 - 4/24...Promoted to Reading on 6/21...Posted a career-best 11 strikeouts, 8/9 at Binghamton...Had two stints on the disabled list, the first with turf toe (7/27-8/3) and was out in September (9/4-9/26) with appendicitis... **2015:** Began professional career with the GCL Astros...Promoted to Class-A Quad Cities on 8/18...Went 0-1 with a 4.35 ERA in four minor league starts, pitching 10.1 innings.

YR	TEAM	ORG	W-L	ERA	G	GS	CG	SHO	SV	IP	H	R	ER	HR	HB	BB	SO	WHIP	AVG
2015	Quad Cities River Bandits (A)	HOU	0-0	4.26	2	2	0	0	0	6.1	9	3	3	0	0	3	5	1.89	.346
	GCL Astros (R)	HOU	0-1	4.50	2	2	0	0	0	4.0	3	2	2	0	0	2	3	1.25	.200
2016	Reading Fightin Phils (AA)	PHI	5-5	5.14	13	13	0	0	0	61.1	79	40	35	4	1	17	55	1.57	.307
	Clearwater Threshers (A)	PHI	4-2	3.34	11	11	0	0	0	59.1	58	29	22	7	1	11	64	1.16	.251
2017	Reading Fightin Phils (AA)	PHI	3-0	3.10	5	5	0	0	0	29.0	27	11	10	6	1	5	22	1.10	.257
	Lehigh Valley IronPigs (AAA)	PHI	10-3	2.23	18	18	3	1	0	121.0	101	36	30	8	0	13	80	0.94	.227
2018	Lehigh Valley IronPigs (AAA)	PHI	2-13	5.84	27	26	1	0	0	140.1	189	105	91	21	2	45	104	1.67	.321
2019	BALTIMORE ORIOLES (AL)	BAL	1-2	6.50	10	4	0	0	0	36.0	47	31	26	12	1	11	22	1.61	.313
	Reading Fightin Phils (AA)	PHI	0-3	6.28	6	6	0	0	0	28.2	43	22	20	4	0	6	26	1.71	.341
	Lehigh Valley IronPigs (AAA)	PHI	1-1	2.77	4	4	1	0	0	26.0	23	8	8	3	0	5	23	1.08	.237
	Norfolk Tides (AAA)	BAL	2-1	4.70	7	6	0	0	0	38.1	43	21	20	6	2	7	28	1.30	.276
2020	BALTIMORE ORIOLES (AL)	BAL	3-1	3.89	12	4	0	0	0	34.2	34	17	15	7	1	9	16	1.24	.260
Major League Totals			4-3	5.22	22	8	0	0	0	70.2	81	48	41	19	2	20	38	1.43	.288
Minor League Totals			27-29	4.22	95	93	5	1	0	514.1	575	277	241	59	7	114	410	1.34	.281

Ignacio Feliz

Ignacio Junior Feliz
RIGHT-HANDED PITCHER

BATS **RIGHT** THROWS **RIGHT** HEIGHT **6-1** WEIGHT **180** DOB **10/23/99** SERVICE TIME **0.000**

BORN: **Santo Domingo, DR**

HIGH SCHOOL:

COLLEGE:

ACQUIRED: **Selected from SD in the Triple-A phase of the 2020 Rule 5 Draft**

MLB DEBUT:

RESIDES: **Santo Domingo, DR**



CAREER HIGHS

STRIKEOUTS

10, 8/6/18 @ AZL Mariners

INNINGS

6.0, 2x, last: 7/22/19 @ Vancouver

WALKS

6, 7/16/19 @ Vancouver

HOME RUNS ALLOWED

1, 11x, last: 8/30/19 @ Vancouver

RUNS ALLOWED

7, 7/28/19 @ Everett

EARNED RUNS ALLOWED

6, 6/24/17 vs. DSL Pirates

HITS ALLOWED

8, 8/11/17 @ DSL Astros 2

PITCHES IN A GAME

86, 8/27/19 @ Spokane

PERSONAL

◆ Selected by Baltimore from the San Diego Padres in the Triple-A phase of the Rule 5 Draft on 12/10/20.

◆ Originally signed by the Cleveland Indians on 7/16/16 as a non-drafted free agent from the Dominican Republic.

◆ Traded to San Diego from Cleveland in exchange for RHP Walter Lockett on 11/20/18.

2019

◆ Spent the entire season with Class-A Tri-City in his first year in the San Diego system. Went 2-4 with a 4.40 ERA (28 ER, 57.1 IP) in 13 appearances (12 starts) for the Dust Devils.

◆ Ranked among Northwest League leaders in starts (T-5th), innings pitched (9th), and strikeouts (T-11th).

◆ Led Tri-City in starts (12), innings pitched (57.1), and strikeouts (55).

◆ Went 1-1 with a 2.92 ERA (8 ER, 24.2 IP) in July over five starts, holding opposing hitters to a .205 average.

◆ Tied a career high with a six-inning outing at Vancouver on 7/16.

◆ Allowed a career-high six walks on 7/16 at Vancouver and a career-high seven runs at Everett on 7/28.

◆ Went 1-2 with a 1.99 ERA (5 ER, 22.2 IP) at home in five starts.

◆ Limited hitters to a .228 average (28-for-123) during the first half of the season over seven appearances.

2018

◆ Spent the entire season in the Arizona League, playing for both of Cleveland's AZL teams. Went a combined 5-3 with a 3.00 ERA (15 ER, 45.0 IP) in 10 starts.

◆ Ranked among Arizona League leaders in starts (T-3rd), WHIP (4th), and strikeouts (14th).

◆ Limited all opposing hitters to a .207 average (34-for-164).

◆ Threw 6.0 scoreless innings on 7/13 at AZL Royals, yielding just one hit and one walk while striking out five.

◆ In five total July starts, went 3-1 with a 2.10 ERA (6 ER, 25.2 IP). Struck out 26% of all hitters faced while holding them to a .200 batting average.

◆ Went 1-1 with a 2.92 ERA (8 ER, 24.2 IP) in July over five starts, holding opposing hitters to a .205 average.

◆ Struck out a career-high 10 AZL Mariner hitters on 8/6 in just 4.0 innings. Gave up two hits and one earned run.

2017

◆ Spent first professional season with the Dominican Summer League Indians. Went 2-4 with a 4.39 ERA (27 ER, 55.1 IP) over 13 starts.

◆ Tied for third-most starts by a DSL pitcher.

◆ Held right-handed hitters to a .219 batting average (28-for-128).

◆ In his first professional start, threw 4.0 hitless innings while striking out four in a 9-0 win.

◆ Compiled a 2.55 ERA (5 ER, 17.1 IP) in four July starts while limiting opposing hitters to a .190 batting average.

◆ Allowed a career-high six earned runs on 6/24 against DSL Pirates and a career-high eight hits on 8/17 at DSL Astros 2.

YR	TEAM	ORG	W-L	ERA	G	GS	CG	SHO	SV	IP	H	R	ER	HR	HB	BB	SO	WHIP	AVG
2017	DSL Indians (R)	CLE	2-4	4.39	13	13	0	0	0	55.1	47	36	27	4	4	41	42	1.59	.239
2018	GCL Indians 1 (R)	CLE	4-2	2.12	7	7	0	0	0	34.0	23	13	8	0	4	10	36	0.97	.192
	GCL Indians 2 (R)	CLE	1-1	5.73	3	3	0	0	0	11.0	11	9	7	0	1	4	18	1.36	.250
2019	Tri-City Dust Devils (A)	SD	2-4	4.40	13	12	0	0	0	57.1	57	38	28	7	4	27	55	1.47	.256
Minor League Totals			9-11	4.00	36	35	0	0	0	157.2	138	96	70	11	13	82	151	1.40	.236

Gray Fenter

Gray Price Fenter
RIGHT-HANDED PITCHER

BATS **RIGHT** THROWS **RIGHT** HEIGHT **6-0** WEIGHT **200** DOB **1/25/96** SERVICE TIME **0.000**

BORN: **West Memphis, AR**

RESIDES:

HIGH SCHOOL: **West Memphis High School (West Memphis, AR)**

COLLEGE:

ACQUIRED: **Selected by Baltimore in the seventh round of the 2015 draft**

MLB DEBUT:



@grayfenter58



@fenter58



CAREER HIGHS

STRIKEOUTS

11, 8/27/19 @ Lakewood

RUNS ALLOWED

7, 5/12/18 @ Columbia

INNINGS

7.0, 7/22/18 vs. Connecticut

EARNED RUNS ALLOWED

7, 5/12/18 @ Columbia

WALKS

5, 2x, last: 7/6/19 vs. Hagerstown

HITS ALLOWED

7, 7/12/19 vs. Hickory

HOME RUNS ALLOWED

3, 4/20/19 @ Greensboro

PITCHES IN A GAME

99, 7/25/19 vs. Greenville

PERSONAL

- Selected by Baltimore in the 7th round of the 2015 draft (233rd overall).
- Attended West Memphis HS (AR).
- Originally committed to play college baseball for Mississippi State University before signing with the Orioles.
- Selected by the Chicago Cubs in the Rule 5 Draft on 12/10/20... Was returned to Baltimore on 3/12/21.

2019

- Spent the entire season with Class-A Delmarva, going 8-2 with a 1.81 ERA (19 ER, 94.1 IP) over 22 appearances (17 starts).
- Ranked among South Atlantic League leaders in ERA (5th), K/9 (11th), H/9 (12th), and wins (T-13th).
- Led the Shorebirds in ERA and ranked third on the team in wins.
- Earned the win while throwing 4.0 scoreless innings with eight strikeouts on 4/13 against Lakewood in his first relief appearance of the year.
- In five total appearances out of the bullpen, went 3-0 with a 1.02 ERA (2 ER, 17.2 IP). Worked at least 3.0 innings in each relief outing.
- Struck out 37.5% (27-of-72) of all hitters faced in April.
- Tossed 6.0 shutout innings on 4/27 against Augusta, striking out six and allowing just four baserunners.
- Went 2-0 with a 0.59 ERA over four total appearances in June, holding opponents to a .100 batting average and striking out 19 in 15.1 innings.
- Held right-handed hitters to a .163 batting average and struck out 34% of all righties faced.
- Struck out a regular season career-high 11 hitters in 5.0 innings on 8/27 at Lakewood.
- Went 2-0 with a 0.95 ERA in August, striking out 24 batters in 19.0 innings and limiting opponents to a .117 batting average.
- Recorded a 0.75 ERA with 32 strikeouts over 24.0 innings in his final six regular season appearances.
- Started Game 2 of Delmarva's best-of-three playoff series against Hickory on 9/6. Threw 6.1 shutout innings and struck out 13 in a 1-0 loss.

2018

- Began season with Class-A Delmarva before being assigned to Class-A Aberdeen on 6/14.
- Went 3-3 with a 6.75 ERA (20 ER, 26.2 IP) for Delmarva in 14 appearances (two starts) and 5-3 with a 3.95 ERA (25 ER, 57.0 IP) for Aberdeen over 13 appearances (11 starts).
- With Aberdeen, held all hitters to a .200 average (41-for-205). Righties hit just .195 (24-for-123).
- Fired a career-high 7.0 innings in a complete game shutout against Connecticut on 7/22.
- Struck out at least four hitters in each of his last 12 outings of the year (10 starts). Held opponents to a .159 batting average in that span, with 23 total strikeouts in 20.0 innings.
- Did not allow a home run in eight straight appearances (two starts) from 4/23-5/27 (15.2 IP).

2017

- Played the majority of the season with Baltimore's Gulf Coast League club, going 0-1 with a 3.45 ERA (11 ER, 28.2 IP) in 11 starts. Also made one relief appearance with Class-A Aberdeen (3 ER, 1.2 IP).
- Made his first appearance since undergoing Tommy John surgery in 2016 on 6/27 against the GCL Twins. Threw one inning and allowed three earned runs.
- Threw 3.0 perfect innings with two strikeouts on 8/7 against the GCL Twins.
- Posted a 0.90 ERA (2 ER, 20.0 IP) in August over six starts, striking out 26 and walking four. Held opponents to a .121 average (8-for-66) over the course of the month.
- Limited Gulf Coast League hitters to a .172 average (17-for-99).
- Ranked as Baltimore's 28th best prospect at the end of the year by *Baseball America*.

2016

- Underwent Tommy John surgery, performed by Dr. James Andrews, on 4/7.

2015

- Spent first professional season with the GCL Orioles after signing with Baltimore on 6/20.
- Made nine appearances (eight starts), going 0-0 with a 1.66 ERA (4 ER, 21.2 IP) and 18 strikeouts.
- Held opposing hitters to a .200 batting average (15-for-75).
- Struck out four hitters in 3.0 innings on 7/18 against GCL Rays, giving up just one hit and an unearned run with no walks allowed.
- Allowed just two earned runs and five hits over his first five pro appearances (13.0 IP).
- Ended the year as the Orioles' #24 prospect, according to *Baseball America*.

YR	TEAM	ORG	W-L	ERA	G	GS	CG	SHO	SV	IP	H	R	ER	HR	HB	BB	SO	WHIP	AVG
2015	GCL Orioles (R)	BAL	0-0	1.66	9	8	0	0	0	21.2	15	6	4	0	1	6	18	0.97	.200
2017	GCL Orioles (R)	BAL	0-1	3.45	11	11	0	0	0	28.2	17	13	11	0	6	10	33	0.94	.172
	Aberdeen IronBirds (A)	BAL	0-0	16.20	1	0	0	0	0	1.2	3	3	3	1	0	0	1	1.80	.375
2018	Aberdeen IronBirds (A)	BAL	5-3	3.95	13	11	1	1	0	57.0	41	25	25	5	2	25	60	1.16	.200
	Delmarva Shorebirds (A)	BAL	3-3	6.75	14	2	0	0	0	26.2	31	23	20	2	3	13	31	1.65	.292
2019	Delmarva Shorebirds (A)	BAL	8-2	1.81	22	17	0	0	0	94.1	61	24	19	4	5	43	123	1.10	.185
Minor League Totals			16-9	3.21	70	49	1	1	0	230.0	168	94	82	12	17	97	266	1.15	.204

Jay Flaa

Jay Thomas Flaa (flah)

RIGHT-HANDED PITCHER

BATS **RIGHT** THROWS **RIGHT** HEIGHT **6-3** WEIGHT **225** DOB **6/10/92** SERVICE TIME **0.000**

BORN: **Bismarck, ND**

RESIDES: **Mandan, ND**

HIGH SCHOOL: **Mandan High School (Mandan, ND)**

COLLEGE: **North Dakota State University**

ACQUIRED: **Selected by Baltimore in the sixth round of the 2015 draft**

MLB DEBUT: **For BAL on 4/27/21 vs. NYY (1.1 IP, 0 H, 0 ER, 2 BB, 1 K)**



@jay.flaa



CAREER HIGHS

STRIKEOUTS

7, 8/5/17 @ Wilmington

INNINGS

3.2, 8/10/19 vs Syracuse

WALKS

3, 4x, last: 5/4/18 vs Akron

HOME RUNS ALLOWED

1, several times

RUNS ALLOWED

6, 8/10/19 vs Syracuse

EARNED RUNS ALLOWED

6, 8/10/19 vs Syracuse

HITS ALLOWED

7, 8/10/19 vs Syracuse

PITCHES IN A GAME

68, 7/30/19 vs Charlotte

PERSONAL

- Selected by Baltimore in the 6th round of the 2015 draft.
- Attended North Dakota State, where he set the NDSU career record for most strikeouts per nine innings (10.29). He registered 30 more strikeouts (54) than hits allowed (24) in 35.2 innings pitched during his senior season in 2015.
- Was the highest draft pick of an NDSU player since RHP Mike Gunderson was selected by the Astros in the 5th round of the 1994 draft. Would be just the second NDSU product to play in the major leagues after RHP Neil Wagner, who made 52 relief appearances between Oakland and Toronto from 2011-2014.
- After his junior year at North Dakota State, he played for an amateur collegiate summer league team in Washington state, the Walla Walla Sweets, to prepare for his senior season.
- Began his collegiate career at Division II University of Mary before transferring to NDSU prior to his sophomore season.
- Was an all-conference and all-state tournament selection at Mandan High School (ND), where he helped lead the Braves to the state championship on his home field as a senior in 2010. He also played basketball in high school.

2019

- Split the season between Double-A Bowie and Norfolk. Combined to go 2-5 with a 4.69 ERA in 71.0 innings pitched across 40 appearances (three starts).
- Did not allow an earned run in 25 of his 40 appearances between the two levels, and allowed one earned run or less in 31 of his 40 outings.
- In his 26 relief outings at Norfolk, held IL batters to a .225 average. Allowed two hits or less in 21 of his 26 relief appearances with the Tides.
- Began season at Bowie and pitched 2.1 scoreless innings with five strikeouts on Opening Day at Harrisburg. Transferred to Norfolk on 4/10.
- Ranked among team leaders at Norfolk in saves (T-3rd, 4) and appearances (4th, 29).
- Made first career professional start at Buffalo on 6/21. Allowed two runs in 3.0 innings.
- Limited hitters to a .211 average in away games with Norfolk.
- Had three stints with Bowie, posting a 2.81 ERA in 11 relief appearances.

2018

- Spent the season with Double-A Bowie, going 3-1 with two saves and a 2.77 ERA in 41 games.
- Ranked among Eastern League relievers in fewest baserunners per nine IP (1st, 8.86) and lowest batting average against (2nd, .155).
- Registered 32 more strikeouts (67) than hits allowed (35) in 65.0 innings of work.
- Limited right-handers to a .143 average (15-105), with lefties batting just .165 (20-121).
- Did not allow an earned run in 29 of his 41 outings. Yielded one run or fewer in 37 of his 41 appearances.
- Threw a career-high 3.1 innings on 5/19 at Trenton, striking out four and allowing just one hit.
- Posted a 1.38 ERA in 18 games (26.0 IP) after the All-Star break.
- Went 18.2 innings without an allowing an earned run from 6/25 - 8/2. Did not allow an earned run in the month of July, striking out 15 in 13.1 innings.
- Struck out six consecutive batters, 4/21 vs. Akron. Also earned his first Double-A victory in that contest (2.0 IP, 0 H, 0 R, 1 BB, 6 K).
- Appeared in 11 games for Glendale in the Arizona Fall League, posting a 4.50 ERA.

2017


- Made a career-high 38 appearances with Class-A Frederick, all out of the bullpen. Finished the season with a 3.29 ERA, four saves and 78 strikeouts in 65.0 innings.
- Held Carolina League left-handers to a .187 average, with right-handers hitting .204.
- Led Frederick relievers with 38 appearances.
- Set a career-high with seven strikeouts over a 2.2-inning relief outing, 8/5 at Wilmington.
- Posted a 2.13 ERA in 16 road games, striking out 36 in 25.1 innings.
- Went 3-1 with a 2.22 ERA in 18 games during the second half of the season.
- Allowed just two home runs in 230 batters faced, including none over his final 14 outings.
- Stranded 26 of 32 inherited runners (81.3 %).

2016

- Spent the season with Class-A Delmarva, going 5-1 with a 3.50 ERA in 28 appearances.
- Did not allow an earned run in 19 of his 28 outings.
- Pitched 11.0 consecutive scoreless innings from 5/23-6/19.
- Recorded a win on 6/6 at West Virginia, striking out four over 3.0 shutout innings.
- Held right-handed hitters to a .224 batting average for the year.
- Allowed just two of 13 total inherited runners to score on the season.

2015

- Made his professional baseball debut on 6/29 with the GCL Orioles, his only game with the club before being called up to Class-A Aberdeen on 6/30.
- Appeared in 17 games for Aberdeen as a relief pitcher, posting a 1.31 ERA with 23 strikeouts in 20.2 innings.
- Recorded a six-game scoreless streak from 7/2-7/26, allowing opposing batters to hit just .083 during that span while logging three saves.
- Earned his first career win on 9/3 vs Lowell, tossing a scoreless inning with two strikeouts.



JAY FLAA spent the majority of his 2019 campaign in Norfolk, where he limited IL opponents to a .225 average in his 26 relief appearances with the Tides. (Scott Sears/Norfolk Tides).

YR	TEAM	ORG	W-L	ERA	G	GS	CG	SHO	SV	IP	H	R	ER	HR	HB	BB	SO	WHIP	AVG
2015	GCL Orioles (R)	BAL	0-0	0.00	1	0	0	0	0	1.0	1	0	0	0	0	0	1	1.00	.250
	Aberdeen IronBirds (A)	BAL	1-0	1.31	17	0	0	0	4	20.2	10	4	3	1	0	5	23	0.73	.133
2016	Delmarva Shorebirds (A)	BAL	5-1	3.50	28	0	0	0	2	46.1	41	21	18	4	3	21	50	1.34	.240
2017	Frederick Keys (A)	BAL	4-3	3.29	38	0	0	0	4	54.2	37	21	20	2	1	36	78	1.34	.197
2018	Bowie Baysox (AA)	BAL	3-1	2.77	41	0	0	0	2	65.0	35	27	20	7	1	28	67	0.97	.155
2019	Bowie Baysox (AA)	BAL	0-2	2.81	11	0	0	0	1	16.0	17	8	5	1	2	6	28	1.44	.270
	Norfolk Tides (AAA)	BAL	2-3	5.24	29	3	0	0	4	55.0	53	35	32	8	1	26	43	1.44	.252
Minor League Totals			15-10	3.41	165	3	0	0	17	258.2	194	116	98	23	8	122	290	1.22	.207

Conner Greene

James Conner Greene
RIGHT-HANDED PITCHER

BATS **RIGHT** THROWS **RIGHT** HEIGHT **6-3** WEIGHT **185** DOB **4/4/95** SERVICE TIME **0.000**

BORN: **Santa Monica, CA**

RESIDES: **Naples, FL**

HIGH SCHOOL: **Santa Monica High School (Santa Monica, CA)**

COLLEGE:

ACQUIRED: **Signed by Baltimore as MiLB free agent, 12/21/20**

MLB DEBUT:



@connergreene



@conner_greene



CAREER HIGHS

STRIKEOUTS

10, 8/6/15 @Daytona

RUNS ALLOWED

10, 8/13/17 @ Erie

INNINGS

7.0, 8/6/15 @ Daytona

EARNED RUNS ALLOWED

10, 8/13/17 @ Erie

WALKS

8, 7/1/17 vs. Trenton

HITS ALLOWED

12, 10/13/17 @ Erie

HOME RUNS ALLOWED

2, 5x, last: 7/25/19 vs. Corpus Christi

PITCHES IN A GAME

108, 8/27/16 @ Reading

PERSONAL

- ◆ Signed by Baltimore as a minor league free agent on 12/21/20.
- ◆ Originally selected by the Toronto Blue Jays in the seventh round of the 2013 draft (205th overall).
- ◆ Traded to the St. Louis Cardinals, along with RHP Dominic Leone, from the Blue Jays on 1/19/18 in exchange for OF Randal Grichuk.
- ◆ Attended Santa Monica High School (CA). Other notable alumni of Santa Monica include actors Robert Downey Jr., Glenn Ford, Rob Lowe, Sean Penn, and Charlie Sheen; UFC fighter Ronda Rousey; and former MLB pitcher Tyler Skaggs.
- ◆ Committed to play college baseball at the College of Southern Nevada prior to signing with Toronto.

2019

- ◆ Began the season with Double-A Northwest Arkansas before a promotion to Triple-A Omaha on 8/3.
- ◆ Went 3-9 with a 5.29 ERA (57 ER, 97.0 IP) in 21 appearances (16 starts) for Northwest Arkansas and 1-0 with a 4.11 ERA (7 ER, 15.1 IP) in eight relief outings for Omaha.
- ◆ Named a Texas League Midseason All-Star for the second straight year, marking fourth consecutive year with a minor league all-star selection. Gave up one earned run in one inning pitched for the North Division squad.
- ◆ Threw a total of 29.0 innings over his first five starts, striking out 29 and holding opposing hitters to a .192 batting average.
- ◆ Held right-handed opponents to a .229 batting average with Omaha (8-for-35).

2018

- ◆ Split the season between Double-A Springfield and Triple-A Memphis in lone season with the Cardinals organization, combining to go 4-5 with a 4.09 ERA (40 ER/88.0 IP) in 40 appearances (10 starts).
- ◆ Tossed 6.0 shutout innings on 4/14 against Midland in second start of the year, yielding just one hit.
- ◆ Chosen as a Texas League Midseason All-Star, but did not pitch in the game due to promotion to Triple-A on 6/4.
- ◆ Worked exclusively out of the bullpen with Memphis, while making just one relief appearance for Springfield.
- ◆ Designated for assignment on 11/20 and claimed off waivers by the Kansas City Royals on 11/26.

2017

- ◆ Played the entire campaign with Double-A New Hampshire, going 5-10 with a 5.29 ERA (78 ER, 132.2 IP) for the Fisher Cats in 26 appearances (25 starts).
- ◆ Led the Eastern League in walks (83) and tied for the league lead in wild pitches (13).

- ◆ Threw 30.1 innings over the course of five starts in May, going 2-2 with a 3.26 ERA.
- ◆ Selected to the Eastern League All-Star Game, throwing 2.0 scoreless innings with four strikeouts.
- ◆ Allowed a career-high 10 earned runs and 12 hits in a start on 8/13 at Erie.

2016

- ◆ Split the year between Class-A Dunedin and Double-A New Hampshire, combining to set career highs in starts (27) and innings pitched (146.1).
- ◆ Blanked Brevard County for 7.0 innings on 6/21, striking out seven and earning the win.
- ◆ Represented Dunedin in the Florida State League All-Star Game on 6/18, throwing a scoreless inning and allowing no hits.
- ◆ Tossed first career shutout on 7/26 against Harrisburg, yielding four hits over 7.0 innings in a 1-0 victory.
- ◆ Selected as the Eastern League Pitcher of the Week on 8/14 after firing 6.0 no-hit innings on 8/12 in a win at Trenton.
- ◆ Threw a career-high 108 pitches in last start of the year on 8/27 at Reading, going 5.0 innings while allowing one earned run and striking out six in a Fisher Cats victory.
- ◆ Ranked as the Blue Jays' #4 prospect by *Baseball America*.

2015

- ◆ Appeared in games for Class-A Lansing, Class-A Dunedin, and Double-A New Hampshire.
- ◆ Posted career highs in wins (12) and strikeouts (115), ranking second and third, respectively, among Blue Jays farmhands.
- ◆ Pitched 7.0 innings for Dunedin in a start at Daytona on 8/6, notching a career-best 10 strikeouts while allowing one unearned run.
- ◆ Earned the win while yielding just three hits over 6.0 scoreless innings on 8/13 against Akron in Double-A debut.
- ◆ Named a MiLB.com Blue Jays Organizational All-Star and rated as Toronto's second-best prospect by *Baseball America*.

2014

- ◆ Saw time with the GCL Blue Jays and Rookie-Level Bluefield, posting a combined 3-4 record with a 3.03 ERA (20 ER, 59.1 IP) in 13 total appearances (nine starts).
- ◆ Tossed 5.0 scoreless innings in relief against the GCL Phillies in first appearance of the year, striking out four while allowing just one hit.

2013

- ◆ Began professional career with the GCL Blue Jays, going 1-1 with a 5.28 ERA (18 ER, 30.2 IP) in 11 appearances (four starts).
- ◆ Made first professional appearance out of the bullpen, throwing 2.0 scoreless innings and striking out two on 6/28 against the GCL Braves.

YR	TEAM	ORG	W-L	ERA	G	GS	CG	SHO	SV	IP	H	R	ER	HR	HB	BB	SO	WHIP	AVG
2013	GCL Blue Jays (R)	TOR	1-1	5.28	11	4	0	0	0	30.2	37	19	18	1	0	15	20	1.70	.308
2014	GCL Blue Jays (R)	TOR	3-4	3.03	13	9	0	0	0	59.1	51	27	20	3	2	18	51	1.16	.232
2015	Lansing Lugnuts (A)	TOR	7-3	3.88	14	14	0	0	0	67.1	75	32	29	4	3	19	65	1.40	.285
	Dunedin Blue Jays (A)	TOR	2-3	2.25	7	7	0	0	0	40.0	36	11	10	1	0	8	35	1.10	.238
	New Hampshire Fisher Cats (AA)	TOR	3-1	4.68	5	5	0	0	0	25.0	25	14	13	1	1	12	15	1.48	.269
2016	Dunedin Blue Jays (A)	TOR	4-4	2.90	15	15	0	0	0	77.2	74	36	25	5	3	38	51	1.44	.252
	New Hampshire Fisher Cats (AA)	TOR	6-5	4.19	12	12	1	1	0	68.2	57	36	32	5	3	33	48	1.31	.224
2017	New Hampshire Fisher Cats (AA)	TOR	5-10	5.29	26	25	0	0	0	132.2	141	86	78	7	4	83	92	1.69	.275
2018	Springfield Cardinals (AA)	STL	4-3	4.44	11	10	0	0	0	48.2	43	29	24	1	4	32	43	1.54	.242
	Memphis Redbirds (AAA)	STL	0-2	3.66	29	0	0	0	0	39.1	33	21	16	2	4	31	26	1.63	.243
2019	Northwest Arkansas Naturals (AA)	KC	3-9	5.29	21	16	0	0	1	97.0	101	73	57	11	9	38	85	1.43	.267
	Omaha Storm Chasers (AAA)	KC	1-0	4.11	8	0	0	0	0	15.1	14	7	7	2	0	16	10	1.96	.259
Minor League Totals			39-45	4.22	172	117	1	1	1	701.2	687	391	329	43	33	343	541	1.47	.259

Cadyn Grenier

Cadyn Thomas Grenier (GREN-yer)

INFIELDER

BATS **RIGHT** THROWS **RIGHT** HEIGHT **5-11** WEIGHT **190** DOB **8/31/96** SERVICE TIME **0.000**

BORN: **Henderson, NV**

RESIDES: **Henderson, NV**

HIGH SCHOOL: **Bishop Gorman High School (Las Vegas, NV)**

COLLEGE: **Oregon State University**

ACQUIRED: **Selected by Baltimore in the first round (37th overall) in the 2018 draft**

MLB DEBUT:



@Kdyn2Cadyn



@kdyn2



CAREER HIGHS

HITS	RBI	RUNS	HOME RUNS
3, 4x, last: 6/8/19 vs Hagerstown	3, 2x, last: 5/9/19 vs Greensboro	4, 5/23/19 vs Lakewood	1, 9x, last: 7/18/19 @ Potomac
STRIKEOUTS	WALKS	STOLEN BASES	HITTING STREAK
5, 4/30/19 @ Columbia	3, 2x, last: 5/23/19 vs Lakewood	2, 7/8/18 vs Hickory	9 games, 2019

PERSONAL

- Selected by Baltimore in the first round (37th overall pick) of the 2018 draft.
- Initially selected by St. Louis in the 21st round of the 2015 draft but did not sign.
- Attended Oregon State University, where he helped lead the Beavers to a 2018 College World Series championship. Named to the 2018 All-College World Series Team and drove in the game-tying run in the ninth inning of Game Two of the CWS Finals vs. Arkansas.
- Received the Brooks Wallace Award as the nation's Best Collegiate Shortstop in 2018. Also named the Pac-12 Conference's Defensive Player of the Year. Batted .319 with 47 runs scored during his junior season, a year that saw him hit safely in 54 of 69 total games.
- Was one of seven All-Americans on Oregon State's roster in 2018, including C Adley Rutschman, who was drafted by Baltimore as the first overall pick in the 2019 draft.
- Attended Bishop Gorman High School in Las Vegas, where he was a three-time All-State selection and was named the Nevada Gatorade Player of the Year in 2015. Ranked by Perfect Game as the 27th-best high school prospect his senior season.
- Bishop Gorman High School has produced numerous Major Leaguers, including former Tides OF Joey Rickard, Rangers slugger Joey Gallo and former Oriole Marty Cordova. Other notable alumni from the high school include actress Jillian Bell, golfer Tommy Armour III, former NFL running back DeMarco Murray and UFC President Dana White.
- Entered 2020 ranked as the No. 24 prospect in the O's system according to MLB.com.

2019

- Split the year between Class-A Delmarva (82 games) and Class-A Frederick (24 games), batting .244 with 22 doubles, eight home runs and 43 RBI in 106 games between the clubs.
- Ranked among Delmarva team leaders in walks (2nd, 48), home runs (T-3rd, 7), doubles (3rd, 18), hits (T-4th, 78), extra-base hits (4th, 28) and total bases (4th, 123).
- His 59 walks were tied with OF Ryan McKenna for the most among Orioles minor leaguers.
- Tied for 8th among O's farmhands with 60 runs scored.
- Registered 23 multi-hit games, including four separate three-hit contests.
- Matched a career-high with three RBI, 5/9 vs. Greensboro.
- Set a career-best with a nine-game hitting streak, 6/6 - 6/14. Hit safely in 16 of 17 games from 6/6 - 6/27.
- Established a career-high with four runs scored and three walks drawn, 5/23 vs. Lakewood.
- Transferred to Frederick on 7/16. Registered hits in 16 of his 24 games with the Keys before being placed on the Injured List on 8/20.
- Posted a .981 fielding % (2 ER, 103 TC) in 26 games at second base with Delmarva.
- Made just 14 errors in 406 total chances between second base and shortstop (.966 %).

2018

- Spent first professional season at Single-A Delmarva, hitting .216 with 12 home runs and 13 RBI in 43 games.
- Hit his first professional home run on 8/26 at Greensboro, going 2-for-4 in the contest.
- Stole two bases and registered two hits, 7/8 vs Hickory.
- Totaled 12 multiple-hit games, six of them coming during the month of August.
- Hit .318 (7-22) in day games, including two doubles and a home run.



CADYN GRENIER (left) and ADLEY RUTSCHMAN (right) were teammates when Oregon State won the 2018 College World Series. Grenier was named to the All-College World Series Team. (Nati Harnik/AP).

YR	TEAM	ORG	AVG	G	AB	R	H	2B	3B	HR	RBI	BB	SO	SB	CS	OBP	SLG	OPS
2018	Delmarva Shorebirds (A)	BAL	.216	43	162	23	35	12	2	1	13	17	53	3	2	.297	.333	.630
2019	Delmarva Shorebirds (A)	BAL	.253	82	308	49	78	18	3	7	39	48	107	5	1	.360	.399	.759
	Frederick Keys (A)	BAL	.208	24	77	11	16	4	1	1	4	11	31	2	1	.337	.325	.662
Minor League Totals			.236	149	547	83	129	34	6	9	56	76	191	10	4	.339	.369	.708

Adam Hall

Adam Robert Hall

INFIELDER

BATS **RIGHT** THROWS **RIGHT** HEIGHT **5-11** WEIGHT **165** DOB **5/22/99** SERVICE TIME **0.000**

BORN: **Hamilton, Bermuda**

RESIDES: **Lucan-Biddulph, Ontario, Canada**

HIGH SCHOOL: **A.B. Lucas Secondary School (London, Ontario, Canada)**

COLLEGE:

ACQUIRED: **Selected by Baltimore in the second round of the 2017 draft**

MLB DEBUT:



@hallsy_99



@hallsy.99



CAREER HIGHS

HITS	RBI	RUNS	HOME RUNS
5, 4/24/19 vs. Asheville	4, 8/16/18 vs. Lowell	4, 4/24/19 vs. Asheville	1, 6x, last: 8/10/19 vs. Kannapolis
STRIKEOUTS	WALKS	STOLEN BASES	HITTING STREAK
3, 13x, last: 8/31/19 vs. Kannapolis	3, 3x, last: 8/13/19 vs. West Virginia	3, 8/20/18 @ Vermont	19 games, 2019

PERSONAL

- Selected by Baltimore in the second round of the 2017 draft (60th overall).
- Attended A.B. Lucas Secondary School in Ontario, becoming the sixth player drafted in school history.
- Selected to the Canadian Junior National Team as a high schooler, playing amateur games in Australia, Cuba, Japan, the Dominican Republic, and the United States.
- Committed to play college baseball at Texas A&M prior to signing with the Orioles.
- Left family in Bermuda at age 12 and moved in full-time with a teammate in Ontario with the intent of becoming a better baseball player.
- Participated in the Orioles' Fall Instructional League camp at the Ed Smith Stadium complex in Sarasota, FL.
- Is the first Bermudan-born player to play professional baseball in the United States.

RANKING ON ORIOLES TOP PROSPECT LISTS ENTERING 2021

#13 - MLB.com | #16 - Baseball America

Fastest Baserunner - Baseball America

2019

- Entered the year ranked by *Baseball America* as the #18 prospect in the Orioles system.
- Played the entire season with Class-A Delmarva, appearing in 122 games.
- Led the Shorebirds in batting average (.298), at-bats (463), hits (138), doubles (22), total bases (183), runs (78), steals (33), and multi-hit games (45).
- Tied for the team lead in triples (4).
- Hit .340 (36-for-106) against left-handers and .357 (40-for-112) when leading off an inning.
- Recorded a 1.042 OPS and .376 batting average (50-for-133) when ahead in the count.
- Tallied single-game career highs in hits (5) and runs scored (4) on 4/24 against Asheville.
- Named Orioles Minor League Player of the Month for April, hitting .354 (28-for-79) with five doubles, a home run, 17 runs, 12 runs batted in, and 11 stolen bases.
- Went 2-for-8 in two games during the Shorebirds' playoff series loss to Hickory.
- Selected as a South Atlantic League Mid-Season and Post-Season All-Star.

2018

- Spent the season with Class-A Aberdeen, appearing in 62 games and slashing .293/.368/.374 (65-for-222).
- Led the IronBirds in runs (35), triples (3), and stolen bases (22).
- Recorded identical batting averages (.293) and number of stolen bases (11) in games at home and on the road.
- Batted .306 (60-for-198) against right-handed pitching but just .208 (5-for-24) against lefties.
- Hit .379 (25-for-66) with a .962 OPS and 15 steals in 18 games after the All-Star Break.
- When leading off an inning, hit .338 (26-for-77).
- Began a 19-game hitting streak with a single at Brooklyn on 8/4.
- Notched single-game career highs on 8/16 with four runs batted in against Lowell on 8/16 and on 8/20 with three stolen bases at Kannapolis.
- Stole nine bases in a span of six games between 8/12 and 8/20.
- Named Orioles Minor League Player of the Month and New York-Penn League Player of the Month for August after hitting .390 (32-for-82) with four doubles, two triples, a home run, 20 runs scored, 12 runs batted in, and 15 stolen bases.

2017

- Played in two games for the GCL Orioles, going 6-for-9 with two extra-base hits.
- Went 3-for-4 with a double and a run batted against GCL Red Sox in on 7/17 in first professional game, becoming the first Bermudan-born professional baseball player.



ADAM HALL earned South Atlantic League Mid-Season and Post-Season All-Star honors with Delmarva in 2019, where he played shortstop (79 games) and second base (39 games). (Joey Gardner)

YR	TEAM	ORG	AVG	G	AB	R	H	2B	3B	HR	RBI	BB	SO	SB	CS	OBP	SLG	OPS
2017	GCL Orioles (R)	BAL	.667	2	9	4	6	1	1	0	2	0	2	1	0	.667	1.000	1.667
2018	Aberdeen IronBirds (A)	BAL	.293	62	222	35	65	9	3	1	24	17	58	22	5	.368	.374	.741
2019	Delmarva Shorebirds (A)	BAL	.298	122	463	78	138	22	4	5	45	45	117	33	9	.385	.395	.780
Minor League Totals			.301	186	694	117	209	32	8	6	71	62	177	56	14	.382	.396	.779

DL Hall

Dayton Lane Hall

LEFT-HANDED PITCHER

BATS **LEFT** THROWS **LEFT** HEIGHT **6-0** WEIGHT **180** DOB **9/19/98** SERVICE TIME **0.000**

BORN: Valdosta, GA

RESIDES: Valdosta, GA

HIGH SCHOOL: Valdosta High School (Valdosta, GA)

COLLEGE:

ACQUIRED: Selected by Baltimore in the first round (6th overall) of the 2017 draft

MLB DEBUT:



@dl_hall33



@dl_hall03



CAREER HIGHS

STRIKEOUTS	INNINGS	WALKS	HOME RUNS ALLOWED
10, 3x, last: 8/1/19 @ Myrtle Beach	6.0, 4x, last: 8/1/19 @ Myrtle Beach	6, 2x, last: 6/25/19 @ Lynchburg	1, several times
RUNS ALLOWED	EARNED RUNS ALLOWED	HITS ALLOWED	PITCHES IN A GAME
5, 6/2/18 @ Charleston	5, 6/2/18 @ Charleston	9, 6/2/18 @ Charleston	99, 8/8/19 vs Potomac

PERSONAL

- Selected by Baltimore in the 1st round (21st overall) of the 2017 draft.
- Attended Valdosta High School (GA), where he earned Region 1-6A Player of the Year honors after a senior season that saw him post a 1.36 ERA with 105 strikeouts in 51.1 IP. He also batted .349 with five home runs and 33 RBI during his senior year of high school.
- During the summer of 2016, he played in the Under Armour All-America Baseball Game at Wrigley Field and the Perfect Game All-American Game at Petco Park.
- Had an offer to play collegiately at Florida State University before signing with Baltimore.

RANKING ON ORIOLES TOP PROSPECT LISTS ENTERING 2021

#3 - Baseball America | #4 - MLB.com
Best Curveball and Best Fastball - Baseball America

RANKING ON NATIONAL TOP 100 LISTS ENTERING 2021

#56 - Baseball America | #62 - MLB.com

2019


- Spent the year with Class-A Frederick, going 4-5 with a 3.46 ERA in 19 games (17 starts).
- One of two O's farmhands (along with RHP Grayson Rodriguez) selected to participate in the MLB Futures Game in Cleveland. Threw a scoreless inning in the contest.
- Entered the season ranked among the Top 100 prospects in all of baseball by Baseball America (#54), MLB.com (#90) and Baseball Prospectus (#92). Also ranked by Baseball America as having the Best Fastball and Best Curveball in the Orioles organization.
- Led the Keys with 116 strikeouts, a total that ranked 5th in the Carolina League and 10th among Orioles minor leaguers.
- Limited Carolina League batters to a .189 average, with lefties hitting just .167 against him.
- Registered 63 more strikeouts (116) than hits allowed (53) over 80.2 innings of work.
- Matched his career-high with 10 strikeout performances on 5/23 and 8/1 vs. Myrtle Beach.
- Did not surpass 6.0 innings in any game due to a limited pitch count.
- Allowed three earned runs or less in 16 of his 19 outings, and did not surrender more than five hits in any outing.
- Posted a 1.77 ERA and a .145 opponent's average against over four outings in July.
- In his two relief appearances, allowed just two hits over 8.1 shutout innings while holding opponents to an .077 average (2-26).
- Held Carolina League batters to a .146 average (20-137) in eight second half outings.
- Did not pitch after 8/8 due to a mild left lat muscle strain.

2018

- Went 2-7 with a 2.10 ERA in 22 games (20 starts) for Class-A Delmarva.
- Finished 13.2 innings shy of qualifying among South Atlantic League leaders, where his 2.10 ERA would have ranked third. The 2.10 ERA would have also led Orioles minor leaguers.
- Named a Low Class-A All-Star by Baseball America.
- Limited South Atlantic League batters to a .203 average, with right-handers batting just .180 against him. Also held hitters to a .154 average with RISP and two outs.
- Registered 32 more strikeouts (100) than hits allowed (68) in 94.1 innings of work.
- Tallied a career-high 10 strikeouts over 6.0 innings in a win at West Virginia, 7/16.
- Named Orioles Minor League Pitcher of the Month for July after going 2-1 with a 0.67 ERA (2 ER, 26.2 IP) and 39 strikeouts. Limited SAL batters to a .116 average (10-86) in the month.
- Honored as the South Atlantic League Pitcher of the Week in consecutive weeks, 7/8 and 7/15. Did not allow a run over 11.2 scoreless innings over that stretch.
- Posted a 0.84 ERA (5 ER, 53.2 IP) with twice as many strikeouts (64) as hits allowed (32) over his final 11 appearances. Limited opponents to a .171 average over that stretch.
- Limited opponents to four hits or less in 19 of his 22 appearances.
- Posted a 1.69 ERA in nine home games and a 1.82 ERA in 17 night outings.
- Had an innings limit throughout the season, as he only had two 6.0-inning starts and did not surpass 90 pitches in any outing.

2017

- Limited to five starts in his first pro season, posting a 6.97 ERA with the GCL Orioles.
- Struck out a season-high six batters over a 3.2 inning start, 8/22 vs. the GCL Twins.
- Limited opposing left-handed batters to an .091 batting average (1-11).



DL HALL was one of two Orioles farmhands selected to participate in the 2019 MLB Futures Game held in Cleveland, OH. (Alex Trautwig/MLB Photos).

YR	TEAM	ORG	W-L	ERA	G	GS	CG	SHO	SV	IP	H	R	ER	HR	HB	BB	SO	WHIP	AVG
2017	GCL Orioles (R)	BAL	0-0	6.97	5	5	0	0	0	10.1	10	9	8	1	1	10	12	1.94	.263
2018	Delmarva Shorebirds (A)	BAL	2-7	2.10	22	20	0	0	0	94.1	68	31	22	6	5	42	100	1.17	.203
2019	Frederick Keys (A)	BAL	4-5	3.46	19	17	0	0	1	80.2	53	33	31	3	6	54	116	1.33	.189
Minor League Totals			6-12	2.96	46	42	0	0	1	185.1	131	73	61	10	12	106	228	1.28	.201

Eric Hanhold

Eric Dru Hanhold
RIGHT-HANDED PITCHER

BATS **RIGHT** THROWS **RIGHT** HEIGHT **6-5** WEIGHT **220** DOB **11/1/93** SERVICE TIME **0.044**

BORN: **Bartlett, TN** RESIDES: **Davie, FL**
HIGH SCHOOL: **East Lake High School (Tarpon Springs, FL)**
COLLEGE: **University of Florida**
ACQUIRED: **Claimed off waivers from NYM, 9/16/19**
MLB DEBUT: **For NYM on 9/4/18 vs LAD (1.1 IP, 1 H, 0 R, 0 BB, 1 K)**



CAREER HIGHS

STRIKEOUTS

9, 6/27/17 @ Buies Creek

RUNS ALLOWED

9, 5/28/16 vs Tampa

INNINGS

7.0, 2x, last: 7/18/16 @ Palm Beach

EARNED RUNS ALLOWED

9, 5/28/16 vs Tampa

WALKS

4, 7/23/16 @ Charlotte (A)

HITS ALLOWED

11, 6/21/16 @ Dunedin

HOME RUNS ALLOWED

2, 4x, last: 7/2/16 @ Clearwater

PITCHES IN A GAME

97, 2x, last: 7/18/16 @ Palm Beach

PERSONAL

- ◆ Claimed off of waivers from the New York Mets, 9/16/19. Outrighted to Norfolk, 1/13/20.
- ◆ Selected by Milwaukee in the 6th round of the 2015 draft. Was drafted by Philadelphia in the 40th round of the 2012 draft but did not sign.
- ◆ Traded by Milwaukee to the Mets on 9/12/17 as the PTBNL in a trade for IF Neil Walker.
- ◆ Attended the University of Florida, where he majored in Criminology. Helped the Gators advance to the College World Series semifinals during his junior season in 2015.
- ◆ Played for the Orleans Firebirds of the Cape Cod League in 2014, where he was ranked as the league's #15 prospect by Baseball America.
- ◆ Attended East Lake High School (FL), where he went 7-3 with a 1.14 ERA during his senior year to lead East Lake to a Class 8A District Championship. Named to the Rawlings/Perfect Game Preseason Florida Region Second Team in 2012.
- ◆ Other notable East Lake High School alumni include 2009 National League Rookie of the Year Chris Coghlan and Los Angeles Rams tight end Tyler Higbee.

2019

- ◆ Spent majority of the season with Triple-A Syracuse, where he went 3-4 with a 4.62 ERA over 39 outings. Also went 2-0 with a 1.23 ERA in nine games for Double-A Binghamton.
- ◆ His 48 relief appearances led all Mets minor leaguers.
- ◆ Allowed one earned run or less in 34 of his 39 appearances with Syracuse.
- ◆ Posted a 3.42 ERA (9 ER, 23.2 IP) over 18 home outings with Syracuse.
- ◆ Recorded a 2.57 ERA (4 ER, 14.0 IP) over 12 second half relief appearances with Syracuse.
- ◆ Limited Eastern League batters to a .176 average (9-51) while with Binghamton.
- ◆ Tallied two saves for Binghamton, including a perfect 1.1 innings at Reading on 7/23.
- ◆ Left-handed opponents batted just .143 against him at Binghamton (4-28).
- ◆ Designated for assignment by New York on 9/14.

2018

- ◆ Spent the majority of the season with Double-A Binghamton (17 games) and Triple-A Las Vegas (14 games). Also made four rehab appearances with the GCL Mets and Brooklyn.
- ◆ Between the four levels, went 5-3 with a 4.20 ERA over 35 games (one start).
- ◆ Ranked 5th among Mets farmhands with eight saves - all of which came at Binghamton.
- ◆ Opened season by posting a 2.03 ERA over his first eight outings with the Rumble Ponies.
- ◆ Posted a 1.59 ERA (2 ER, 11.1 IP) in his road appearances with Binghamton.
- ◆ Recorded a 0.77 ERA (1 ER, 11.2 IP) over his eight night appearances with Binghamton.
- ◆ Did not allow a run in eight of his 14 appearances with Las Vegas. Without his outing on 6/8 vs. Round Rock (6 ER in 1.1 IP), his ERA in his other 13 outings was 4.58.
- ◆ Made his MLB debut on 9/4 at Dodger Stadium pitching 1.1 scoreless innings. Struck out Chris Taylor for his first big league punchout.
- ◆ Appeared in three games with the Mets before being placed on the 60-day Injured List with a strained left oblique muscle, 9/25.

2017

- ◆ Spent the year at Class-A Carolina, where he went 8-3 with a 3.94 ERA over 30 games.
- ◆ Went 8-1 with two saves and a 2.61 ERA in his 27 relief appearances and 0-2 with a 9.49 ERA over his three starts. Did not allow an earned run in 20 of his 27 relief outings.
- ◆ Recorded 60 strikeouts over 64.0 innings of work.
- ◆ Held Carolina League batters to a .253 average when coming out of the bullpen.
- ◆ Did not allow an earned run in June (11.1 innings).
- ◆ Set a career-high by striking out nine batters, 6/27 at Buies Creek.
- ◆ Went 2-1 with a 1.42 ERA over eight appearances in August.

2016

- ◆ Spent season with Class-A Brevard County, going 2-12 with a 4.81 ERA in 19 starts.
- ◆ Ranked among Manatees team leaders in starts (3rd, 19), innings pitched (3rd, 101.0) and strikeouts (T-6th, 64).
- ◆ Earned first professional victory, 5/12 at Daytona. Earned second pro win in next start.
- ◆ Took a tough-luck loss after throwing a 6.0-inning complete game, 6/27 at Tampa.

2015

- ◆ Combined to go 0-5 with a 7.43 ERA over 11 games (eight starts) between the AZL Brewers and Class-A Wisconsin.



ERIC HANHOLD led Mets minor leaguers with 48 appearances in 2019, posting a 3.84 ERA between Triple-A Syracuse and Double-A Binghamton. (Rop Foldy/Getty Images)

YR	TEAM	ORG	W-L	ERA	G	GS	CG	SHO	SV	IP	H	R	ER	HR	HB	BB	SO	WHIP	AVG
2015	Wisconsin Timber Rattlers (A)	MIL	0-4	7.60	10	7	0	0	0	34.1	48	31	29	2	2	8	23	1.63	.338
	AZL Brewers (R)	MIL	0-1	4.50	1	1	0	0	0	2.0	3	1	1	0	0	0	0	1.50	.333
2016	Brevard County Manatees (A)	MIL	2-12	4.81	19	19	1	0	0	101.0	120	61	54	12	1	33	64	1.51	.300
2017	Carolina Mudcats (A)	MIL	8-3	3.94	30	3	0	0	2	64.0	71	33	28	3	5	21	60	1.44	.286
2018	NEW YORK METS (NL)	NYM	0-0	7.71	3	0	0	0	0	2.1	4	2	2	0	1	1	2	2.14	.364
	Las Vegas 51s (AAA)	NYM	2-2	7.11	14	0	0	0	0	19.0	25	15	15	1	0	7	20	1.68	.333
	Binghamton Rumble Ponies (AA)	NYM	3-1	2.84	17	0	0	0	8	25.1	21	8	8	1	3	9	32	1.18	.223
	GCL Mets (R)	NYM	0-0	0.00	1	0	0	0	0	1.0	0	0	0	0	0	0	3	0.00	.000
	Brooklyn Cyclones (A)	NYM	0-0	0.00	3	1	0	0	0	4.0	1	0	0	0	1	0	2	0.25	.077
2019	Binghamton Rumble Ponies (AA)	NYM	2-0	1.23	9	0	0	0	2	14.2	9	2	2	1	0	5	18	0.95	.176
	Syracuse Mets (AAA)	NYM	3-4	4.62	39	0	0	0	0	48.2	59	27	25	5	4	21	36	1.64	.301
Major League Totals			0-0	7.71	3	0	0	0	0	2.1	4	2	2	0	1	1	2	2.14	.364
Minor League Totals			20-27	4.64	143	31	1	0	12	314.0	357	178	162	25	16	104	258	1.47	.290

Brenan Haniffee

Brenan Reese Haniffee
RIGHT-HANDED PITCHER

BATS RIGHT **THROWS** RIGHT **HEIGHT** 6-5 **WEIGHT** 180 **DOB** 5/29/98 **SERVICE TIME** 0.000

BORN: Harrisonburg, VA **RESIDES:** Hinton, VA
HIGH SCHOOL: Turner Ashby High School (Bridgewater, VA)
COLLEGE:
ACQUIRED: Selected by Baltimore in the fourth round of the 2016 draft
MLB DEBUT:



@BrenanHaniffee



@b_haniffee



CAREER HIGHS

STRIKEOUTS	INNINGS	WALKS	HOME RUNS ALLOWED
8, 2x, last: 8/16/19 @ Fayetteville	9.0, 7/14/19 vs. Salem	5, 4/4/19 vs. Winston-Salem	2, 2x, last: 4/4/19 vs. Winston-Salem
RUNS ALLOWED	EARNED RUNS ALLOWED	HITS ALLOWED	PITCHES IN A GAME
8, 4/23/19 @ Fayetteville	8, 4/23/19 @ Fayetteville	11, 8/29/19 @ Down East	98, 3x, last: 6/21/19 @ Wilmington

PERSONAL

- Selected by Baltimore in the fourth round of the 2016 draft (121st overall).
- Attended Turner Ashby High School in Bridgewater, VA, becoming the sixth player drafted in school history...Played baseball, basketball, football, and golf for the Knights.
- Played wide receiver on the Turner Ashby football team as older brother and quarterback, Evan, broke the school's record for passing yards.
- Committed to play college baseball at East Carolina University prior to signing with the Orioles.
- Grew up in a family of Orioles fans. Father, Sean, played and later coached baseball at Bridgewater College...Also built a full-size baseball diamond in a two-acre lot adjacent to the family house.
- Is one of six players in the Orioles system with Virginia ties.

2019

- Played the entire season with Class-A Frederick, making 24 appearances (22 starts) and going 9-10 with a 4.60 ERA (66 ER, 129.0 IP).
- Tied for the Carolina League lead in complete games (2) and was among league leaders in wins (T-3rd), innings pitched (7th) and games started (T-9th).
- Led the Keys in wins (9), starts (22) and innings pitched (129.0).
- Posted a 5-3 record with a 3.52 ERA (25 ER, 64.0 IP) in 12 appearances at home.
- Went at least 6.0 innings in eight of 22 starts.
- Named the Carolina League Pitcher of the Week after throwing a complete game shutout against Salem on 7/14.
- Tied a career high with eight strikeouts on 8/16 against Fayetteville, throwing 6.0 innings and allowing just one earned run.
- Limited opponents to a .203 batting average (28-for-138) after getting ahead in the count.
- Held opposing batters to a .217 batting average (2-for-23) with the bases loaded.

2018

- Spent the season with Class-A Delmarva, starting 23 games and going 8-6 with a 2.86 ERA (42 ER, 132.0 IP).
- Among South Atlantic League leaders in innings pitched (4th) and starts (T-7th).
- Led the Shorebirds in innings pitched (132.0) and starts (23) while ranking second on the team in wins (9), losses (6), and strikeouts (85).
- Held righties to a .234 batting average (64-for-273).
- Walked just one hitter to lead off the inning all season.
- Went 3-2 with a 2.54 ERA (17 ER, 60.1 IP) in 10 starts at home.
- Threw at least 5.2 innings in each of his first seven starts, going 4-1 with a 2.22 ERA (10 ER, 44.2 IP).
- Over four starts in May, went 2-0 with a 2.31 ERA (6 ER, 23.1 IP) and a .247 batting average against (22-for-89).
- Tossed eight innings while allowing just one unearned run on 7/8 against Hickory.
- Named an Organizational All-Star by MiLB.com.

2017

- Spent first professional season with Class-A Aberdeen, making 12 starts and going 7-3 with a 2.75 ERA (21 ER, 68.2 IP).
- Led the IronBirds in wins (7), starts (12), and innings pitched (68.2).
- Held opposing hitters to a .219 batting average (23-for-105) when pitching with runners on base.
- Fired 6.0 shutout innings on 6/22 at Connecticut in first professional game, walking none and striking out five.
- Ended July with a 2.06 ERA (9 ER, 39.1 IP) and 5-1 record on the year.
- Pitched at least six innings in nine of 12 starts.
- Named a New York-Penn League Mid-Season All-Star and an Organizational All-Star by MiLB.com.



BRENNAN HANIFFEE tied for the Carolina League lead with two complete games for the Frederick Keys in 2019. (Patrick Cavey/Frederick Keys)

YR	TEAM	ORG	W-L	ERA	G	GS	CG	SHO	SV	IP	H	R	ER	HR	HB	BB	SO	WHIP	AVG
2017	Aberdeen IronBirds (A)	BAL	7-3	2.75	12	12	0	0	0	68.2	65	24	21	2	4	12	44	1.12	.249
2018	Delmarva Shorebirds (A)	BAL	8-6	2.86	23	23	1	0	0	132.0	120	48	42	8	7	22	85	1.08	.244
2019	Frederick Keys (A)	BAL	9-10	4.60	24	22	2	1	0	129.0	126	73	66	12	12	57	78	1.42	.259
Minor League Totals			24-19	3.52	59	57	3	1	0	329.2	311	145	129	22	23	91	207	1.22	.251

Austin Hays

Austin Charles Brian Hays
OUTFIELDER

BATS **RIGHT** THROWS **RIGHT** HEIGHT **6-0** WEIGHT **205** DOB **7/5/95** SERVICE TIME **1.057**

BORN: **Daytona Beach, FL**

RESIDES: **DeLand, FL**

HIGH SCHOOL: **Spruce Creek High School (Port Orange, FL)**

COLLEGE: **Jacksonville University**

ACQUIRED: **Selected by Baltimore in the third round of the 2016 draft**

MLB DEBUT: **For BAL on 9/7/17 vs NYY (1 AB)**



@TheAustinHaysss



@austinhays22



CAREER HIGHS

HITS	RBI	RUNS	HOME RUNS
5, 6/18/17 vs Lynchburg	6, 6/18/17 vs Lynchburg	4, 6/18/17 vs Lynchburg	3, 5/24/17 @ Potomac
STRIKEOUTS	WALKS	STOLEN BASES	HITTING STREAK
4, 3x, last: 9/23/19 @ Toronto	3, 2x, last: 8/14/19 @ Pawtucket	2, 2x, last: 5/19/18 @ Altoona	13 games, 2017

PERSONAL

- Selected by Baltimore in the 3rd round of the 2016 draft.
- Attended Jacksonville University, where he hit .350 with 16 home runs and 42 RBI for the Dolphins in 2016. Spent a season at Seminole State College of Florida before transferring to Jacksonville. Was a teammate of fellow O's farmhand Michael Baumann at JU.
- Was a two-time team MVP at Spruce Creek High School in Port Orange, FL, helping guide the school to a State Championship his junior season. Spruce Creek has also produced swimmer Ryan Lochte, a 12-time Olympic medalist.
- Made his debut on 9/7/17, becoming the first player from the 2016 draft to reach the majors.

2020

- Made his first career Opening Day roster with BAL and batted .279 (34-122) with four home runs and nine RBI over 33 games.
- Hit the 23rd inside-the-park HR in Orioles history on 8/11 at PHI leading off the 10th inning.
- Missed 29 games from 8/15 to 9/13 with non-displaced rib fracture.
- Batted .377 (20-53) with 3 home runs in 14 September games after coming off the IL.
- Hit .351 (13-37) with three home runs when leading off an inning.
- Recorded a perfect fielding percentage (70 total chances) and had three outfield assists.

2019

- Entered the season ranked among the Top 10 Prospects in the Orioles system by Baseball America (#4), MLB.com (#4) and Baseball Prospectus (#8). Also rated by Baseball America as Best Athlete, Best OF Arm and Best Defensive OF in the Orioles system.
- Suffered a sprained left thumb at end of ST and opened the season on Norfolk's IL.
- Ranked among O's minor leaguers in home runs (3rd, 17) and extra-base hits (3rd, 41).
- Transferred to Frederick on 5/14 and appeared in nine rehab games with the Keys.
- Joined Double-A Bowie on 5/24 and batted .268 with 3 HR and 11 RBI in 14 games.
- Transferred to Norfolk on 6/8 and made his Triple-A debut that night.
- Appeared in 59 games with Norfolk, batting .254 with 10 home runs and 29 RBI.
- After the Triple-A All-Star break, he ranked among IL leaders in runs (2nd, 29), doubles (T-4th, 14), total bases (7th, 96) and hits (T-9th, 53).
- Had a short stint on the Injured List from 6/21 to 7/11. Played five rehab games with Aberdeen, totaling five hits and two home runs before returning to Norfolk.
- Hit safely in 21 of his final 25 contests with Norfolk before being recalled to BAL on 9/7.
- Batted .309 with four home runs and 13 RBI over 21 games for Baltimore.
- Became the first MLB rookie to have 5+ RBI, a stolen base and an outfield assist in the same game when he accomplished the feats on 9/23 at Toronto. Registered his first two-homer game at the big league level in that contest.
- Made MLB Play of the Week on 9/19 vs. Toronto when he robbed Vladimir Guerrero Jr. of a home run at the right-center field wall.

2018

- Ranked among the Top 100 Prospects by Baseball America (#21) and MLB.com (#23).
- Rated as the #1 prospect in the Orioles system by Baseball America and MLB.com.
- Limited to 66 games with Double-A Bowie due to a right ankle injury.
- Batted .242 with 12 home runs and 43 RBI in 66 games with Double-A Bowie.
- Hit .224 in 43 games prior to landing on the disabled list with a right ankle injury, 5/26.
- After rehabbing with Class-A Aberdeen, returned to Bowie and batted .273 with six home runs and 25 RBI over his final 23 games of the season.
- Batted .333 (17-51) against Eastern League left-handed pitching.
- Went 3-3 with a first inning grand slam, 8/14 vs. Richmond.
- Finished a triple short of hitting for the cycle, 8/17 vs. Erie (4-4, HR, 2 2B, 3 RBI).

2017

- Split the season between Frederick and Bowie, hitting .329 with 32 homers and 95 RBI.
- Named Baltimore's Brooks Robinson Minor League Player of the Year.
- Ranked among all of Minor League Baseball in total bases (1st, 310), home runs (T-2nd, 32), extra-base hits (2nd, 69), hits (T-5th, 172), RBI (T-9th, 95) and at-bats (T-11th, 523).
- Named as one of five finalists for Baseball America's Minor League Player of the Year Award, along with Atlanta OF Ronald Acuña (winner), Arizona RHP Jon Duplantier, Toronto IF Vladimir Guerrero Jr. and Toronto IF Bo Bichette.
- Named a Carolina League Midseason All-Star, and chosen as Carolina League Player of the Week three times (5/21, 6/11, 6/18).
- Became the first player in Frederick history with three homers in a game (5/24 at Potomac).
- Set career-highs with five hits, six RBI and four runs scored, 6/18 vs. Lynchburg (5-5, 2 HR, 2 2B, 4 R, 6 RBI). Was one of just seven five-hit games in the Carolina League in 2017.

2017

- Hit safely in 50 of his 64 games with Frederick before being promoted to Bowie on 6/22.
- Registered a career-high 13-game hitting streak from 7/6-7/22.
- Hit safely in 53 of his 64 games with Bowie. Between Frederick and Bowie, hit safely in 103 of his 128 contests.
- Had his contract selected by BAL on 9/5 and made his MLB debut on 9/7 vs. NYY (went 0-1).
- Recorded first big league hit on 9/16 at Yankee Stadium (single off of Jordan Montgomery). Also slugged his first MLB home run in the ninth inning of that game (off of Chasen Shreve).
- Rated by Baseball America after the season as the #1 prospect in the O's system; also rated by same publication as the Best Hitter for Average, the Best Power Hitter and as having the Best Outfield Arm in the Orioles organization.

2016

- Ranked as the #7 Orioles prospect to open the season, according to Baseball America.
- Led Aberdeen in average (.336), home runs (4), OBP (.386) and slugging (.514).

YR	TEAM	ORG	AVG	G	AB	R	H	2B	3B	HR	RBI	BB	SO	SB	CS	OBP	SLG	OPS
2016	Aberdeen IronBirds (A)	BAL	.336	38	140	14	47	9	2	4	21	11	32	4	3	.386	.514	.900
2017	BALTIMORE ORIOLES (AL)	BAL	.217	20	60	4	13	3	0	1	8	2	16	0	0	.238	.317	.555
	Bowie Baysox (AA)	BAL	.330	64	261	39	86	17	2	16	54	13	45	1	1	.367	.594	.960
	Frederick Keys (A)	BAL	.328	64	262	42	86	15	3	16	41	12	40	4	6	.364	.592	.956
2018	Bowie Baysox (AA)	BAL	.242	66	273	34	66	12	2	12	43	12	59	6	3	.271	.432	.703
	Aberdeen IronBirds (A)	BAL	.189	9	37	6	7	2	0	0	3	2	7	0	0	.231	.243	.474
2019	BALTIMORE ORIOLES (AL)	BAL	.309	21	68	12	21	6	0	4	13	7	13	2	0	.373	.574	.947
	Bowie Baysox (AA)	BAL	.268	14	56	9	15	5	0	3	11	5	11	3	1	.328	.518	.846
	Norfolk Tides (AAA)	BAL	.254	59	240	43	61	16	1	10	27	11	61	6	4	.304	.454	.758
	Frederick Keys (A)	BAL	.162	9	37	3	6	0	0	2	6	1	11	0	0	.200	.324	.524
	Aberdeen IronBirds (A)	BAL	.278	5	18	5	5	2	0	2	4	1	0	0	1	.350	.722	1.072
2020	BALTIMORE ORIOLES (AL)	BAL	.279	33	122	20	34	2	0	4	9	8	25	2	3	.328	.393	.722
Major League Totals			.269	77	260	37	70	12	0	9	32	17	58	4	3	.316	.419	.735
Minor League Totals			.286	328	1324	195	379	78	10	65	210	68	266	24	19	.327	.508	.835

Chris Hudgins

Christopher Michael Hudgins
CATCHER/FIRST BASEMAN

BATS	THROWS	HEIGHT	WEIGHT	DOB	SERVICE TIME
RIGHT	RIGHT	6-1	190	3/2/96	0.000

BORN: San Diego, CA

RESIDES: El Cajon, CA

HIGH SCHOOL: Valhalla High School (El Cajon, CA)

COLLEGE: California State University, Fullerton

ACQUIRED: Selected from KC in the Triple-A phase of the 2020 Rule 5 Draft

MLB DEBUT:



@Funcle_Chris27



@funcle_chris27



CAREER HIGHS

HITS
3, 9x, last: 8/6/19 @ Kannapolis

RBI
4, 8/17/18 vs. Bristol

RUNS
4, 8/17/17 vs. Billings

HOME RUNS
2, 8/17/18 vs. Billings

STRIKEOUTS
4, 7/15/19 @ Rome

WALKS
2, 3x, last: 8/15/19 @ Billings

STOLEN BASES
1, 7/1/19 @ Asheville

HITTING STREAK
7 games, 2017

PERSONAL

- Selected by Baltimore from Kansas City during the Triple-A phase of the Rule 5 Draft on 12/10/20.
- Selected by the Kansas City Royals in the 16th round of the 2017 draft (480th overall).
- Attended Cal State Fullerton, where he hit .227 with eight home runs and 55 runs batted in over three seasons for the Titans.
- Hit a home run and drove in four on 6/10/17 in a Super Regional win against Long Beach State as part of Fullerton's run to the College World Series...Later started in two College World Series game and recorded two runs batted in. Started in 52 games behind the plate as a junior.
- Named to the initial watch list for the 2017 Johnny Bench Award (now called the Buster Posey Award), given to the best catcher in Division I baseball. The most recent winner is #1 Orioles prospect Adley Rutschman, who won the award playing for Oregon State.
- Graduated from Valhalla High School (CA), the alma mater of former MLB player and current executive director of the MLBPA Tony Clark.
- Won Valhalla's Male Athlete of the Year award as a senior, hitting .405 with 12 home runs and 40 runs batted in.
- As a high schooler, was selected to Cal-Hi Sports & Max Preps All-State First Team and All-CIF First Team and was named 2014 San Diego Co-Player of the Year from East County Sports.
- Cousin Gifford Nielson played quarterback for the Houston Oilers.
- Models catching game after Cardinals backstop Yadier Molina.
- Previously selected by the New York Yankees in the 35th round of the 2014 draft (1,052nd overall).

2019

- Played the majority of the season with Class-A Lexington, appearing in 48 games and slashing .247/.322/.438 (44-for-178) with nine home runs and 31 runs batted in.
- Began the year with six games played for Rookie-Level Idaho Falls, going 7-for-23 with two doubles before a promotion on 6/23.
- Recorded first career stolen base on 7/1 at Asheville.
- Slashed .296/.358/.535 (21-for-71) in July with three doubles, a triple, and four home runs.
- Hit .304 (14-for-46) against left-handed pitching for Lexington, but hit just .227 (30-for-132) against righties.
- Tied a single-game career high in hits (3) twice in the span of 11 games, first on 7/1 at Asheville and then on 7/16 at Rome. Later recorded another three hits on 8/6 at Kannapolis.
- Threw out 52% (13-of-25) of baserunners attempting to steal and notched a .992 fielding percentage.

2018

- Spent the season with Rookie-Level Burlington, playing 37 games and hitting .238 (34-for-143) with five home runs and 26 runs batted in.
- Slashed .256/.310/.410 (20-for-78) in 20 total road games.
- Slugged .568 in August, hitting eight doubles, two triples, and three home runs in 74 at-bats.
- Blasted two home runs and drove in four runs on 8/17 against Bristol, both career highs.
- Threw out 33% (10-of-30) of baserunners attempting to steal.

2017

- Began professional career by hitting .305 (32-for-105) in 29 games for Rookie-Level Idaho Falls.
- Hit 11 doubles, a triple, and three home runs on the year while driving in 23 runs.
- Tallied first professional hit in first game (6/29 at Orem) and hit first professional home run in next game played (7/1 at Ogden).
- Recorded a hit in six straight games between 8/6 and 8/20, hitting .522 (12-for-23) over that stretch.
- Threw out 31% (12-of-39) of baserunners attempting to score.
- Allowed one passed ball in 234.1 innings played.

YR	TEAM	ORG	AVG	G	AB	R	H	2B	3B	HR	RBI	BB	SO	SB	CS	OBP	SLG	OPS
2017	Idaho Falls Chukars (R)	KC	.305	29	105	21	32	11	1	3	23	10	30	0	0	.375	.514	.889
2018	Burlington Royals (R)	KC	.238	37	143	19	34	11	2	5	26	9	39	0	0	.288	.448	.736
2019	Lexington Legends (A)	KC	.247	48	178	30	44	3	2	9	31	16	52	1	0	.322	.438	.760
Minor League Totals			.261	120	449	74	117	27	5	17	83	38	128	1	0	.327	.457	.784

Mickey Jannis

Mickey Scott Jannis
RIGHT-HANDED PITCHER

BATS **RIGHT** THROWS **RIGHT** HEIGHT **5-9** WEIGHT **195** DOB **12/16/87** SERVICE TIME **0.000**

BORN: **Carson City, NV**

RESIDES: **Carson City, NV**

HIGH SCHOOL: **Arroyo Grande High School (Arroyo Grande, CA)**

COLLEGE: **California State University, Bakersfield**

ACQUIRED: **Signed by Baltimore as MiLB free agent, 1/17/20**


MLB DEBUT:



@MickeyJannis



@mickeyjannis



CAREER HIGHS

STRIKEOUTS

12, 8/17/19 vs Hartford

INNINGS

9.0, 8/28/19 vs Portland

WALKS

6, 6/14/16 @ Richmond

HOME RUNS ALLOWED

3, 5/5/19 vs Scranton/WB

RUNS ALLOWED

14, 5/5/19 vs Scranton/WB

EARNED RUNS ALLOWED

10, 2x, last: 5/5/19 vs Scranton/WB

HITS ALLOWED

12, 2x, last: 7/13/19 @ Portland

PITCHES IN A GAME

116, 7/25/17 @ Akron

PERSONAL

- ◆ Signed by Baltimore as a minor league free agent on 1/27/20.
- ◆ Originally selected by Tampa Bay in the 44th round of the 2010 draft.
- ◆ Attended Cal State University Bakersfield during his junior season, where he started the program's first-ever game in 2009. Held defending National Champions Fresno State hitless for 5.2 innings on 3/13/09.
- ◆ Played at Allan Hancock College (CA) for his sophomore year, where he was named to the All-Southern California team and the Western State Conference North first team in 2007. Was also the WSCN Relief Pitcher of the Year. Allan Hancock has produced several prominent actors, including Kathy Bates, Robin Williams, Jessica Chastain, Zac Efron and Kelly McGillis. NFL Hall of Famer John Madden also served as Hancock's head coach from 1962 and 1963.
- ◆ Attended Consumnes River College as a freshman, posting a 2.95 ERA. Notable alumni from Consumnes RC include OF Jermaine Dye and former Tides RHP David Hernandez.
- ◆ Was First Team All-Conference as a pitcher and third baseman at Arroyo Grande High School (CA). Also played tennis, where he was a three-time team MVP. Graduated alongside actor Zac Efron.
- ◆ Became a knuckleball pitcher following his release from the Rays organization in 2011.
- ◆ Is the nephew of Australian Baseball Hall of Famer, Paul Jannis. His cousin, Patrick Ahearne, had a 15-year minor league career and appeared in four games with Detroit in 1995.

2019

- ◆ Made 20 appearances (18 starts) with Double-A Binghamton and made two starts for Triple-A Syracuse. Combined to go 7-7 with a 4.15 ERA, pitching 125.2 innings.
- ◆ Ranked among Mets minor leaguers in innings (4th, 125.2), WHIP (4th, 1.29), average against (5th, .266) and strikeouts (6th, 108).
- ◆ Ranked 7th among Eastern League leaders with a 3.10 ERA.
- ◆ Ended his season with 28 career wins with Binghamton, setting a franchise record.
- ◆ Struck out a career-high 12 batters over 7.0 innings, 8/17 vs. Hartford.
- ◆ Tossed first career 9.0-inning complete game, striking out 10 in a win vs. Portland on 8/28.
- ◆ Posted a 1.53 ERA (4 ER, 32.2 IP) over his first five appearances.
- ◆ Allowed two earned runs or less in 13 of his 20 outings (11 of 18 starts) with Binghamton.
- ◆ Posted a 1.94 ERA (9 ER, 41.2 IP) and 44 strikeouts over six August starts.
- ◆ Made two starts with Syracuse, 5/5 vs. Scranton/WB and 7/18 at Indianapolis.

2018

- ◆ Spent most of the season with Double-A Binghamton, going 10-6 with a 3.60 ERA in 24 games (23 starts) with the Rumble Ponies. Made two starts for Triple-A Las Vegas.
- ◆ Led Double-A Binghamton in ERA (3.60), wins (10), strikeouts (114) and starts (23). Also led all Mets minor leaguers with 142.1 innings pitched.
- ◆ Posted a season-best month of August, going 3-1 with a 1.59 ERA over five starts.
- ◆ Began season with Triple-A Las Vegas, going 0-2 with a 14.63 ERA in two starts.

2017

- ◆ Spent the full season with Double-A Binghamton, going 8-7 with a 3.60 ERA in 21 starts.
- ◆ Ranked among team leaders in ERA (3rd, 3.60), wins (T-3rd, 8), strikeouts (3rd, 83), starts (3rd, 21), innings (3rd, 122.1) and WHIP (3rd, 1.25).
- ◆ Posted a 3-0 record with a 1.93 ERA in four starts in April. Over 23.1 innings, struck out 11 opponents while allowing just six runs (five earned).
- ◆ Tossed a 7.0-inning complete game victory, 7/25 at Akron. Threw a career-high 116 pitches in the contest, allowing four hits while registering nine strikeouts.
- ◆ Finished 5-0 with a 2.59 ERA in eight home starts.
- ◆ Pitched for Scottsdale in the Arizona Fall League, going 1-3 with a 3.00 ERA.

2016

- ◆ Spent most of the season at Binghamton, going 3-11 in 22 starts with the B-Mets. Also went 2-1 with a 5.95 ERA in four games (three starts) with Class-A St. Lucie.
- ◆ Pitched 7.0 scoreless innings in a no decision vs Richmond on 5/23. Allowed just three hits and struck out eight. Also did not allow any earned runs at Hartford on 7/4 over 7.0 innings.

2015

- ◆ Signed by the New York Mets to a minor league contract on 7/2 after spending parts of the previous four seasons in the Independent Leagues.
- ◆ Combined to post a 2-3 record with a 3.55 ERA in 11 games (10 starts) between St. Lucie and Binghamton. Finished with 36 strikeouts over 58.1 innings pitched.
- ◆ Earned first minor league win since 2010 vs Daytona on 7/28, pitching 8.0 innings.

CAREER HIGHLIGHTS

- ◆ Made 22 starts between the Independent Lake Erie Crushers (12 starts) and Southern Maryland Blue Crabs (10 starts) in 2014. Combined to go 7-5 with a 3.48 ERA.
- ◆ Went 7-2 with a 2.42 ERA over 24 games (four starts) for Independent Lake Erie in 2013.
- ◆ Appeared in 10 games with Independent Bridgeport in 2013, posting a 7.56 ERA. Played with his cousin, Pat Ahearne, during that season (Ahearne was 43 at the time). Other teammates included former Tides Hayden Penn, Victor Diaz and Prentice Redman.
- ◆ Appeared in 15 games (six starts) for Brisbane in the Australian Baseball League in 2013, going 2-4 with a 3.05 ERA.
- ◆ Spent 2012 with Independent Lake Erie, going 1-4 with a 2.53 ERA over 34 games.
- ◆ Split the 2011 season between Class-A Charlotte and Class-A Hudson Valley in the Tampa Bay Rays system, going 4-3 with a 3.30 ERA.
- ◆ Spent first pro season with Rookie-level Princeton in 2010, posting 2.52 ERA in 14 games.

YR	TEAM	ORG	W-L	ERA	G	GS	CG	SHO	SV	IP	H	R	ER	HR	HB	BB	SO	WHIP	AVG
2010	Princeton Rays (R)	TB	3-1	2.52	14	0	0	0	3	35.2	48	26	10	1	2	11	29	1.65	.310
2011	Charlotte Stone Crabs (A)	TB	0-0	7.20	2	0	0	0	0	5.0	10	4	4	0	0	0	3	2.00	.435
	Hudson Valley Renegades (A)	TB	4-3	2.92	18	2	0	0	2	52.1	48	24	17	2	4	16	42	1.22	.250
2015	Binghamton Mets (AA)	NYM	0-2	5.54	3	3	0	0	0	13.0	10	8	8	1	0	8	11	1.38	.204
	St. Lucie Mets (A)	NYM	2-1	2.98	8	7	0	0	0	45.1	43	25	15	1	2	18	25	1.35	.250
2016	Binghamton Mets (AA)	NYM	3-11	5.65	23	22	0	0	0	121.0	120	82	76	9	8	66	71	1.54	.260
	St. Lucie Mets (A)	NYM	2-1	5.95	4	3	0	0	0	19.2	24	14	13	0	1	10	11	1.73	.316
2017	Binghamton Rumble Ponies (AA)	NYM	8-7	3.60	21	21	2	1	0	122.1	115	56	49	10	4	38	83	1.25	.252
2018	Las Vegas 51s (AAA)	NYM	0-2	14.63	2	2	0	0	0	8.0	17	13	13	1	1	4	4	2.63	.415
	Binghamton Rumble Ponies (AA)	NYM	10-6	3.60	24	23	1	0	0	142.1	157	65	57	12	5	36	114	1.36	.280
2019	Binghamton Rumble Ponies (AA)	NYM	7-5	3.10	20	18	1	0	0	119.0	123	48	41	2	4	31	103	1.29	.266
	Syracuse Mets (AAA)	NYM	0-2	22.95	2	2	0	0	0	6.2	19	21	17	5	0	4	5	3.45	.475
Minor League Totals			39-41	4.17	141	103	4	1	5	690.1	734	386	320	44	31	242	501	1.41	.273

Zach Jarrett

Zach Jarrett
OUTFIELDER

BATS **RIGHT** THROWS **RIGHT** HEIGHT **6-4** WEIGHT **220** DOB **12/8/94** SERVICE TIME **0.000**

BORN: **Hickory, NC**

RESIDES: **Hickory, NC**

HIGH SCHOOL: **Hickory High School (Hickory, NC)**

COLLEGE: **University of North Carolina at Charlotte**

ACQUIRED: **Selected by Baltimore in the 28th round of the 2017 draft**

MLB DEBUT:



@jarrett_zach



@zachjarrett3



CAREER HIGHS

HITS

4, 2x, last: 7/10/19 vs Carolina

RBI

5, 2x, last: 9/1/18 @ Lakewood

RUNS

3, 4x, last: 8/10/18 @ Columbia

HOME RUNS

2, 2x, last: 7/15/18 @ West Virginia

STRIKEOUTS

4, 6/12/19 vs Carolina

WALKS

3, 4/10/19 vs Fayetteville

STOLEN BASES

1, 13x, last: 8/4/19 @ Down East

HITTING STREAK

7 games, 2x, 2018

PERSONAL

- Selected by Baltimore in the 28th round of the 2017 draft.
- Majored in Psychology at UNC Charlotte where he batted .268 over four seasons with the 49ers. Hit a team-best 13 home runs during his senior season while making the Conference USA All-Tournament team. Played in the same outfield as fellow O's farmhand TJ Nitching.
- Attended Hickory High School in North Carolina where he led the Hickory Red Tornadoes in extra-base hits his final two seasons. Earned Best Defensive Player as a sophomore and Best Offensive Player as a junior. Named Team MVP his senior season. Hickory also produced Tennessee Titans kicker Ryan Succop and Tennessee Vols men's basketball coach Rick Barnes.
- Father Dale Jarrett is a former NASCAR Cup Series champion and three-time Daytona 500 winner. Grandfather Ned Jarrett was a two-time NASCAR Cup Series champ. Both are in the NASCAR Hall of Fame. Other grandfather, Jasper Spears, played in the Dodgers organization.
- Earned the Orioles' Elrod Hendricks Community Service Award in 2018.

2019

- Split the season between Class-A Frederick and Double-A Bowie, playing most of the year with the Keys. Combined to bat .270 with 19 doubles and 11 home runs in 122 games.
- Named a Carolina League Midseason and Postseason All-Star.
- Led Frederick with 53 runs scored. Also ranked among team leaders in walks (T-2nd, 27), home runs (2nd, 11) and hits (3rd, 101).
- Ranked among Orioles minor leaguers in hits (6th, 120) and total bases (7th, 174).
- Set a career-best with four hits, 7/10 vs. Carolina.
- Hit .306 (22-72) with a homer, six RBI and a .393 OBP over 21 games for Frederick in April.
- Registered a .297 average and 19 RBI with Frederick in 44 games before the All-Star break.
- Hit .303 (30-99) with five home runs and 15 RBI in 27 games for the Keys in July.
- Batted .302 with six home runs and 20 RBI over 46 home contests with the Keys.
- Had two stints with Bowie (4/27 - 5/22 and 8/1 - 8/24), batting .207 over 26 games.

2018

- Spent year with Class-A Delmarva, batting .277 with 14 homers and 72 RBI in 129 games.
- Named a South Atlantic League Midseason and Postseason All-Star.
- Ranked among Orioles minor leaguers in RBI (T-2nd, 72), hits (3rd, 139), triples (3rd, 6) and total bases (3rd, 219).
- Led Delmarva in average, homers, OBP, slugging, OPS, hits, extra-base hits and total bases.
- Ranked third in the SAL with 76 hits during the first half of the season, batting .313.
- Batted .356 with 36 hits, 10 doubles and 18 RBI in the month of June for the Shorebirds.
- Set a new career-high with five RBI on 4/17 at Hagerstown, going 3-for-4 with two home runs and three runs scored. Registered five RBI a second time on 9/1 at Lakewood.
- Tied a career-high with three runs scored on 8/10 at Columbia. Finished a double short of the cycle in that game, registering four RBI over five at-bats.
- Tallied his second two-home run game on 7/15 at West Virginia, driving in four runs.
- Set new career-best with two separate seven-game hitting streaks (4/23-4/29, 6/2-7/2).
- Batted .307 in 64 road games in the South Atlantic League (80-261).

- ## 2017
- Spent first pro season with Class-A Aberdeen, hitting .201 with two homers and seven RBI over 45 games with the IronBirds.
 - Posted a season-high three hits and a double on 7/1 at Hudson Valley.
 - Scored six runs over a three game span (7/1-7/3) at Hudson Valley.
 - Hit first professional home run on 8/3 at Staten Island.
 - Batted .355 (11-31) with four walks when leading off an inning.
 - Posted a .303 average (10-33) vs left-handed pitchers in the season.



ZACH JARRETT was named a Carolina League Midseason and Postseason All-Star in 2019 after hitting .286 with 11 home runs and 39 RBI in 96 games for the Keys. (Frederick Keys)

YR	TEAM	ORG	AVG	G	AB	R	H	2B	3B	HR	RBI	BB	SO	SB	CS	OBP	SLG	OPS
2017	Aberdeen IronBirds (A)	BAL	.201	45	139	21	28	6	0	2	7	9	59	1	3	.252	.288	.539
2018	Delmarva Shorebirds (A)	BAL	.277	129	501	74	139	26	6	14	72	41	136	4	2	.342	.437	.779
2019	Bowie Baysox (AA)	BAL	.207	26	92	4	19	5	0	0	9	4	25	1	1	.245	.261	.506
	Frederick Keys (A)	BAL	.286	96	353	53	101	14	1	11	39	27	84	7	2	.344	.425	.769
Minor League Totals			.265	296	1085	152	287	51	7	27	127	81	304	13	8	.323	.399	.722

Jahmai Jones

Jahmai Fitzgerald Jones (juh-MY)

INFIELDER

BATS **RIGHT** THROWS **RIGHT** HEIGHT **6-0** WEIGHT **204** DOB **8/4/97** SERVICE TIME **0.014**

BORN: Roswell, GA

RESIDES: Roswell, GA

HIGH SCHOOL: Wesleyan School (Norcross, GA)

COLLEGE:

ACQUIRED: Trade with LAA for RHP Alex Cobb, 2/1/21

MLB DEBUT:



@jamjones7



@jamjones7



CAREER HIGHS

HITS	RBI	RUNS	HOME RUNS
4, 2x, last: 8/22/17 @ Lancaster	5, 8/5/18 @ Birmingham	3, 9x, last: 7/31/18 vs. Jacksonville	1, several times
STRIKEOUTS	WALKS	STOLEN BASES	HITTING STREAK
3, several times	3, 3x, last: 6/11/18 vs. Lancaster	3, 2x, last: 7/13/16 @ Great Falls	25 games, 2017

PERSONAL

- Acquired by Baltimore from the Los Angeles Angels of Anaheim in exchange for RHP Alex Cobb on 2/2/21.
- Originally selected by Los Angeles (AL) in the second round of the 2015 amateur draft (70th overall).
- Attended Wesleyan School (GA), where he played both baseball and football.
- As a senior at Wesleyan, hit .464 with eight home runs, 21 runs batted in, and 40 stolen bases...Was named a 2015 Perfect Game All-American and the *Gwinnett Daily Post* Baseball Player of the Year.
- Was one of three players from Wesleyan's 2015 state championship team drafted by MLB clubs, along with brothers Carter Hall (2015, Braves) and Colin Hall (2017, Rockies)...The trio became the school's first ever professional baseball players.
- Had committed to play college baseball for the University of North Carolina at Chapel Hill before signing with the Angels.
- Late father, Andre, was a linebacker on Notre Dame's 1988 national championship football team and later for the Pittsburgh Steelers...Two of three brothers, T.J. and Malachi, played in the NFL...Older sister, Dacia, was an All-State softball pitcher...Younger sister, Jayla, is a former Junior Olympian equestrian currently on the Clemson University equestrian team.

RANKING ON ORIOLES TOP PROSPECT LISTS ENTERING 2021

#17 - Baseball America | #19 - MLB.com

2020

- Spent most of the year at the Angels' alternate training site.
- Recalled by the Angels on 8/31, making big-league debut that afternoon as a pinch runner against Seattle.
- Appeared in three games across two separate stints with the Angels: two at second base and one as a pinch runner.
- Collected first MLB hit on 9/26 at Los Angeles (NL), hitting an RBI single off Tony Gonsolin.
- Part of the first duo (with Elliot Soto) in Angels history to record first Major League hits in back-to-back plate appearances.
- With Soto, became first pair of Angels teammates to make first MLB starts in the same game since 9/24/10 (Mark Trumbo and Andrew Romine).

2019

- Played the entire season with Double-A Mobile, appearing in a career-high 130 games.
- Led the BayBears in runs scored (66), tied for first in triples (3) and finished second in hits (113), doubles (22), runs batted in (50), stolen bases (9) and walks (50).
- Hit .234 (113-for-482) with 22 doubles, three triples and five home runs.
- Recorded eight doubles, two triples, and a home run over 26 total games in August, hitting .313 (30-for-96).

- Invited to Angels' MLB camp for second straight season.
- Played for the Mesa Solar Sox in the Arizona Fall League following the season for the second consecutive year.
- Slashed .302/.377/.509 with Mesa.

2018

- Split the season between Class-A Inland Empire and Double-A Mobile, hitting a combined .239 (115-for-482) with 39 extra-base hits, 80 runs scored and 24 steals.
- Hit .277 (13-for-47) against left-handers for Inland Empire and .274 (17-for-62) against left-handers for Mobile...Batted .227 (57-for-251) against righties with Inland Empire and .230 (28-for-122) with the BayBears.
- Named a California League Mid-Season All-Star.
- Played for the Mesa Solar Sox in the Arizona Fall League following the minor league season's conclusion.
- Named to the AFL All-Prospect Team and to the league's Rising Stars Game.

2017

- Selected as the Angels Minor League Player of the Year.
- Ranked as the #1 Angels prospect by *Baseball America*.
- Played for Class-A Burlington and Class-A Inland Empire, hitting .282 (146-for-518) with 29 doubles, seven triples, and 14 home runs along with 86 runs scored and 27 steals in 127 combined games.
- Named Angels Minor League Player of the Month for both May and July...Hit .327 (35-for-107) with 11 doubles in 27 games in May and .304 (38-for-125) with seven doubles, two triples and five home runs in 29 games in July.
- From 5/1 until the end of the season, slashed .300/.369/.471 (134-for-446) with 45 extra-base hits and 23 steals.
- Named an Organizational All-Star by MiLB.com.

2016

- Split the season between Rookie-Level Orem and Class-A Burlington, appearing in a combined 64 games and hitting .302 (78-for-258) with 20 extra-base hits, 57 runs scored and 20 steals.
- Tied a single-game career high with three stolen bases on 7/13 at Great Falls. Finished July with 11 stolen bases and hit .351 (40-for-114) during the month.
- Named an Organizational All-Star by MiLB.com.

2015

- Began professional career with the AZL Angels, hitting .244 (39-for-160) with 10 extra-base hits and 16 stolen bases in 40 games.
- Recorded first minor league home run in fifth career game (6/25 against AZL Cubs) and first minor league steal in eighth career game (6/30 at AZL Padres).
- Spent most of the season in the outfield, logging 36 starts in center field and two in right field.

YR	TEAM	ORG	AVG	G	AB	R	H	2B	3B	HR	RBI	BB	SO	SB	CS	OBP	SLG	OPS
2015	AZL Angels (R)	LAA	.244	40	160	28	39	6	2	2	20	17	33	16	7	.330	.344	.673
2016	Orem Owlz (R)	LAA	.321	48	196	49	63	12	3	3	20	21	29	19	6	.404	.459	.864
	Burlington Bees (A)	LAA	.242	16	62	8	15	1	0	1	10	5	13	1	0	.294	.306	.601
2017	Burlington Bees (A)	LAA	.272	86	346	54	94	18	4	9	30	32	63	18	7	.338	.425	.763
	Inland Empire 66ers (A)	LAA	.302	41	172	32	52	11	3	5	17	13	43	9	6	.368	.488	.857
2018	Inland Empire 66ers (A)	LAA	.235	75	298	47	70	10	5	8	35	43	63	13	3	.338	.383	.721
	Mobile BayBears (AA)	LAA	.245	48	184	33	45	10	4	2	20	24	51	11	1	.335	.375	.710
2019	Mobile BayBears (AA)	LAA	.234	130	482	66	113	22	3	5	50	50	109	9	11	.308	.324	.631
2020	LOS ANGELES ANGELS (AL)	LAA	.429	3	7	2	3	0	0	0	1	0	2	0	0	.429	.429	.857
Major League Totals			.429	3	7	2	3	0	0	0	1	0	2	0	0	.429	.429	.857
Minor League Totals			.258	484	1900	317	491	90	24	35	202	205	404	96	41	.338	.386	.724

Steven Klimek

Steven George Klimek
RIGHT-HANDED PITCHER

BATS **LEFT** THROWS **RIGHT** HEIGHT **6-3** WEIGHT **205** DOB **4/4/94** SERVICE TIME **0.000**

BORN: **Rochester, NY**

RESIDES: **Rochester, NY**

HIGH SCHOOL: **Greece Arcadia High School (Rochester, NY)**

COLLEGE: **St. Bonaventure University**

ACQUIRED: **Selected by Baltimore in the 33rd round of the 2016 draft**

MLB DEBUT:



@stevenklimek4



@scoobasteve44



CAREER HIGHS

STRIKEOUTS
6, 2x, last: 5/1/19 @ Wilmington

INNINGS
6.0, 6/24/16 vs. Auburn

WALKS
4, 4/27/19 @ Winston-Salem

HOME RUNS ALLOWED
2, 5/23/18 vs. Salem

RUNS ALLOWED
6, 6/30/16 @ Vermont

EARNED RUNS ALLOWED
6, 6/30/16 @ Vermont

HITS ALLOWED
9, 6/30/16 @ Vermont

PITCHES IN A GAME
69, 6/19/16 vs. Staten Island

PERSONAL

- Selected by Baltimore in the 33rd round of the 2015 amateur draft.
- Played college baseball at St. Bonaventure University. Over three years, went 5-15 with a 6.30 ERA (88 ER, 125.2 IP). Became the 12th player drafted in school history.
- Attended Arcadia High School (NY). Hit .510 with 9 home runs and 26 runs batted in, also going 5-1 on the mound...Earned first-team All-County and second-team All-State honors and was named All-County Division 2 Player of the Year.
- Father, Roger, played baseball at Ithaca College. Older brother, Ryan, played basketball at Keuka College and SUNY Geneseo.

2019

- Split the year pitching for Class-A Frederick and Double-A Bowie. Went 4-1 with a 2.48 ERA (9 ER, 32.2 IP) for the Keys in 17 appearances and 2-1 with a 1.69 ERA (4 ER, 21.1 IP) in 13 outings (one start) for the Baysox.
- Limited opposing hitters to a .122 batting average (7-for-57) and allowed just one run across the entire season when pitching with a lead.
- Held opponents to a .206 average (13-for-63) with runners in scoring position for both Frederick and Bowie.
- Allowed no earned runs over 14.1 innings in May for Frederick, striking out 14 in six total appearances.
- Threw a season-high 3.2 innings on 5/1 against Wilmington, earning the win and allowing no runs and no hits while striking out six batters.
- Named a Carolina League Mid-Season All-Star, his first professional all-star game selection...Threw one hitless inning in the game for the North Division All-Stars, striking out two.
- Promoted to Double-A Bowie on 6/22, where he held left-handed opponents to a .097 batting average (3-for-31)...Had held lefties to a .194 average (9-for-49) for the Keys.
- Made only start of the season (and second start of his career) on 8/13 against Richmond, throwing 3.0 shutout innings, allowing just one hit and one walk, and striking out five.
- Gave up just one earned run from 7/2 to the end of the season, posting a 0.47 ERA over 12 appearances (one start) and 19.1 innings pitched. Struck out 22 hitters over that stretch.

2018

- Played the entire season with Class-A Frederick, making a career-high 42 appearances with a 4-3 record and a 3.43 ERA (29 ER, 76.0 IP).
- Made one Spring Training appearance for the Orioles, allowing three earned runs in 0.2 innings against St. Louis on 2/28.
- Recorded a 2.03 ERA (3 ER, 13.1 IP) over seven appearances in April while striking out 17.
- Posted monthly ERAs of 2.03 (April), 5.65 (May), 1.10 (June), 5.12 (July), and 2.84 (August/September).
- Limited left-handed and right-handed batters to almost identical batting averages (.256 and .258, respectively).

2017

- Spent the season with Class-A Delmarva, going 7-3 with a 2.67 ERA (21 ER, 70.2 IP) in 37 relief outings.
- Recorded a 2.27 ERA (10 ER, 39.2 IP) in 20 appearances on the road.
- Went 2-1 with a 0.57 ERA and 16 strikeouts in nine July outings (15.2 IP). Also posted a 0.83 WHIP over the course of the month.
- Limited right-handed hitters to a .212 batting average (32-for-151), striking out 27.4% of all righties faced.

2016

- Pitched for Class-A Aberdeen for most of the year, also appearing in five games for Class-A Delmarva. Went 2-3 with a 2.68 ERA (11 ER, 37.0 IP) for the IronBirds in 12 appearances, and 0-1 with a 6.10 ERA (7 ER, 10.1 IP) for the Shorebirds.
- Recorded a 0.52 ERA (1 ER, 17.2 IP) at home and a 4.58 ERA (10 ER, 19.2 IP) on the road with Aberdeen.
- Made only start of the season at Staten Island on 6/19, going 3.1 innings and allowing five runs (three earned) while throwing a career-high 69 pitches and taking the loss.
- Threw 6.0 shutout innings in relief (a career high) in his second outing of the year, earning the win on 6/24 against Auburn.
- Allowed just one earned run over his final nine appearances with Aberdeen (24.2 IP) while striking out 26.
- Tossed 1.2 scoreless innings on 8/16 in his Shorebirds debut at Greensboro.

2015

- Began professional career with the GCL Orioles, appearing in 13 games. Went 3-0 with a 5.40 ERA (10 ER, 16.2 IP).
- Made first multi-inning appearance on 7/13 against GCL Red Sox, allowing no hits and striking out one.



STEVEN KLIMEK split 2019 with Frederick and Double-A Bowie. He was named a Carolina League Mid-Season All-Star with Frederick, his first professional all-star game selection. (Frederick Keys)

YR	TEAM	ORG	W-L	ERA	G	GS	CG	SHO	SV	IP	H	R	ER	HR	HB	BB	SO	WHIP	AVG
2015	GCL Orioles (R)	BAL	3-0	5.40	13	0	0	0	0	16.2	7	11	10	1	4	12	8	1.14	.132
2016	Aberdeen Ironbirds (A)	BAL	2-3	2.68	12	1	0	0	1	37.0	29	13	11	2	4	11	27	1.08	.213
	Delmarva Shorebirds (A)	BAL	0-1	6.10	5	0	0	0	0	10.1	14	8	7	1	0	2	6	1.55	.326
2017	Delmarva Shorebirds (A)	BAL	7-3	2.67	37	0	0	0	6	70.2	60	28	21	3	4	12	71	1.02	.225
2018	Frederick Keys (A)	BAL	4-3	3.43	42	0	0	0	3	76.0	75	37	29	7	10	38	66	1.49	.257
2019	Frederick Keys (A)	BAL	4-1	2.48	17	0	0	0	0	32.2	22	10	9	0	2	18	31	1.22	.190
	Bowie Baysox (AA)	BAL	2-1	1.69	13	1	0	0	0	21.1	15	8	4	0	2	13	22	1.31	.192
Minor League Totals			22-12	3.09	139	2	0	0	10	264.2	222	115	91	14	26	106	231	1.24	.225

Dusten Knight

Dusten Devoil Knight
RIGHT-HANDED PITCHER

BATS **RIGHT** THROWS **RIGHT** HEIGHT **6-0** WEIGHT **200** DOB **9/7/90** SERVICE TIME **0.000**

BORN: **Tahlequah, OK**

RESIDES: **Tahlequah, OK**

HIGH SCHOOL: **Tahlequah High School (Tahlequah, OK)**

COLLEGE: **University of Texas-Pan American/Connors State College (Muskogee, OK)**

ACQUIRED: **Signed by Baltimore as MiLB free agent, 2/4/21**

MLB DEBUT:



CAREER HIGHS

STRIKEOUTS

8, 8/3/15 @ Lexington

INNINGS

5.2, 2x, last: 7/8/17 vs. Tacoma

WALKS

4, 7/16/17 @ Salt Lake

HOME RUNS ALLOWED

2, 3x, last: 6/24/17 @ Fresno

RUNS ALLOWED

5, 2x, last: 5/26/16 @ Visalia

EARNED RUNS ALLOWED

5, 2x, last: 5/26/16 @ Visalia

HITS ALLOWED

8, 7/9/16 vs. Stockton

PITCHES IN A GAME

78, 7/8/17 vs. Tacoma

PERSONAL

- ◆ Signed by Baltimore as a minor league free agent on 2/3/21.
- ◆ Drafted out of the University of Texas-Pan American, having also played for Connors State College.
- ◆ At Connors State, went 6-0 with a 2.30 ERA as a freshman and earned All-Region honorable mention while recording eight saves as a sophomore.
- ◆ Posted a career 8-8 record and 4.22 ERA (68 ER, 145.0 IP) and struck out 165 hitters in two years with UT-PA.
- ◆ Attended Tahlequah High School (OK), earning four letters in baseball and wrestling, three in football, and one in track. Holds the school record for most receiving yards in a single season.
- ◆ Helped Tahlequah win two state championships. Selected to All-Conference team for baseball three times and once for football.
- ◆ Selected as Tahlequah's Track and Field Athlete of the Year and as its Male Athlete of the Year as a senior.
- ◆ Originally selected by the San Francisco Giants in the 28th round of the 2013 amateur draft.

2019

- ◆ Started the year with Minnesota's Double-A affiliate in Pensacola, going 1-0 with a 1.59 ERA (2 ER, 11.1 IP) with five saves in seven appearances before being released on 5/3.
- ◆ Limited opposing hitters to a .108 batting average (4-for-37) during his time with the Blue Wahoos. Allowed just one earned run through his first 8.1 innings pitched over six appearances, notching four saves.
- ◆ Signed with the Diablos Rojos of the Mexican League on 5/7. Went 2-4 with a 5.55 ERA (15 ER, 24.1 IP) in 23 games (one start) before being released on 7/15.
- ◆ Held Mexican League right-handed hitters to a .258 batting average (17-for-66), while lefties hit .367 (11-for-30).
- ◆ Allowed six runs (five earned) in 2.1 innings on 7/12 in his final appearance with the Diablos Rojos.
- ◆ Signed with the Southern Maryland Blue Crabs of the Independent Atlantic League on 7/24. Finished the year by going 3-6 with a 3.78 ERA (33 ER, 78.2 IP) in 13 appearances (12 starts).

2018

- ◆ Spent most of the year with Double-A Richmond, going 4-1 with a 2.27 ERA (9 ER, 35.2 IP) in 20 appearances out of the bullpen. Also made five appearances with the AZL Giants and four appearances for Triple-A Sacramento.
- ◆ Promoted from Richmond to Sacramento on 4/30. Threw 5.2 scoreless innings across four appearances before being placed on the 7-day DL on 5/14.

- ◆ Activated from the DL on 7/3, making five rehab appearances with the AZL Giants before being sent to Richmond on 7/23 to finish the season.
- ◆ Recorded a 0.61 ERA (1 ER, 14.1 IP) in nine August outings for the Flying Squirrels.
- ◆ Pitched for Aguilas de Mexicali during the offseason.
- ◆ Claimed off waivers by Minnesota's Triple-A affiliate in Rochester on 12/13.

2017

- ◆ Split the season between Class-A San Jose and Triple-A Sacramento, going a combined 5-2 with a 2.93 ERA (25 ER/76.2 IP) in 39 games (three starts).
- ◆ Started the year with San Jose before a promotion to Sacramento on 5/1.
- ◆ Walked just one hitter in 16.1 innings with San Jose, striking out 24 and limiting opponents to a .111 average (6-for-54).
- ◆ Threw a career-high 78 pitches in 5.2 scoreless innings in a start on 7/8 against Tacoma, earning the win while allowing just two hits and striking out six.
- ◆ Finished the year with the River Cats, going 3-2 with a 3.43 ERA (23 ER, 60.1 IP) in 31 appearances (three starts).
- ◆ Went 1-2 with a 2.63 ERA (4 ER, 13.2 IP) as a starter.
- ◆ Pitched for Tomateros de Culiacan during the offseason.

2016

- ◆ Spent the year with Class-A San Jose, going 3-1 with a 5.02 ERA (45 ER, 80.2 IP) in a career-high 43 outings.
- ◆ Recorded a 3.38 ERA (5 ER, 13.1 IP) with 13 strikeouts in June over eight appearances

2015

- ◆ Appeared in 38 games (one start) for Class-A Augusta. Went 7-3 with a 2.69 ERA (22 ER, 73.2 IP) for the GreenJackets.
- ◆ Tied for third on the team in wins (7) and fourth in appearances (38).
- ◆ Struck out a career-high eight hitters in 5.1 scoreless innings of relief on 8/3 at Lexington, picking up the win and lowering his season ERA to that point to 1.39.

2014

- ◆ Made 24 appearances for Class-A Salem-Keizer, going 1-3 with a 3.65 ERA (15 ER, 37.0 IP) and 44 strikeouts.
- ◆ Went 1-1 with a 1.88 ERA (5 ER, 24.0 IP) in 15 appearances before the All-Star Break.
- ◆ Held right-handed hitters to a .174 batting average (15-for-86) and lefties to a .256 average (11-for-43).

2013

- ◆ Began professional career with the AZL Giants, making 18 appearances and posting a 1.13 ERA (4ER/32.0 IP).
- ◆ Recorded the lowest ERA of any AZL Giants pitcher with at least 15.0 innings pitched.

YR	TEAM	ORG	W-L	ERA	G	GS	CG	SHO	SV	IP	H	R	ER	HR	HB	BB	SO	WHIP	AVG
2013	AZL Giants (R)	SF	5-1	1.13	18	0	0	0	2	32.0	24	8	4	1	2	11	43	1.09	.209
2014	Salem-Keizer Volcanoes (A)	SF	1-3	3.65	24	0	0	0	1	37.0	26	18	15	4	2	20	44	1.24	.202
2015	Augusta GreenJackets (A)	SF	7-3	2.69	38	1	0	0	3	73.2	58	26	22	1	8	24	86	1.11	.212
2016	San Jose Giants (A)	SF	3-1	5.02	43	0	0	0	2	80.2	90	49	45	11	1	20	90	1.36	.279
2017	Sacramento River Cats (AAA)	SF	3-2	3.43	31	3	0	0	0	60.1	51	28	23	6	4	31	59	1.36	.230
	San Jose Giants (A)	SF	2-0	1.10	8	0	0	0	1	16.1	6	2	2	0	1	1	24	0.43	.111
2018	Sacramento River Cats (AAA)	SF	0-0	0.00	4	0	0	0	0	5.2	5	1	0	0	0	2	2	1.24	.227
	Richmond Flying Squirrels (AA)	SF	4-1	2.27	20	0	0	0	4	35.2	26	12	9	2	1	10	35	1.01	.206
	AZL Giants Orange (R)	SF	0-0	0.00	5	0	0	0	1	6.0	2	0	0	0	1	0	11	0.33	.100
2019	S. Maryland Blue Crabs (IND)	--	2-4	5.55	23	1	0	0	0	24.1	28	16	15	6	0	10	21	1.56	.292
	Pensacola Blue Wahoos (AA)	MIN	1-0	1.59	7	0	0	0	5	11.1	4	2	2	1	1	3	14	0.62	.108
	Diablos Rojos del Mexico (MEX)	--	3-6	3.78	13	12	2	1	0	78.2	63	34	33	10	2	24	92	1.11	.215
Minor League Totals			28-15	3.22	221	5	0	0	19	383.0	320	162	137	32	21	132	429	1.18	.226

Dean Kremer

Dean Junior Kremer (KRAY-mer)

RIGHT-HANDED PITCHER

BATS **RIGHT** THROWS **RIGHT** HEIGHT **6-3** WEIGHT **185** DOB **1/7/96** SERVICE TIME **0.053**

BORN: **Stockton, CA**

RESIDES: **Stockton, CA**

HIGH SCHOOL: **Lincoln High School (Stockton, CA)**

COLLEGE: **University of Nevada, Las Vegas**

ACQUIRED: **Trade with LAD (along with four others) for IF Manny Machado, 7/18/18**

MLB DEBUT: **For BAL on 9/6/20 vs NYY (6.0 IP, 1 H, 1 ER, 3 BB, 7 K)**



@DJ_KREY6



@dj_krey6



CAREER HIGHS

STRIKEOUTS

11, 2x, last: 7/5/18 vs Midland

INNINGS

7.0, 5x, last: 7/18/19 vs Altoona

WALKS

4, 2x, last: 7/29/19 vs Reading

HOME RUNS ALLOWED

2, 4x, last: 7/7/19 vs Harrisburg

RUNS ALLOWED

10, 5/6/17 vs Inland Empire

EARNED RUNS ALLOWED

7, 3x, last: 9/23/20 @ Boston

HITS ALLOWED

9, 3x, last: 8/27/19 @ Gwinnett

PITCHES IN A GAME

101, 6/13/18 @ Lake Elsinore

PERSONAL

- ◆ Acquired by Baltimore in a trade from the Los Angeles Dodgers, along with OF Yusniel Diaz, IF Rylan Bannon, RHP Zach Pop and IF Breyvic Valera, for IF Manny Machado, 7/18/18.
- ◆ Selected by the Dodgers in the 14th round of the 2016 draft out of UNLV. Had been drafted by San Diego in the 38th round of the 2015 draft but did not sign.
- ◆ Became the first Israeli citizen to be chosen in the MLB draft. Pitched for Israel's National Team in the 2017 World Baseball Classic, and was named the Most Valuable Pitcher for Israel in 2014 and 2015 as he helped Israel qualify for the European Baseball Championship. He has dual Israeli-American citizenship, as his parents served in the Israel Defense Force.
- ◆ Helped San Joaquin Delta (NJCAA) to a 41-7 record and a state runner-up finish in 2015, going 13-1 with a 2.00 ERA in 112.2 innings. Was named a Third Team All-American.
- ◆ Attended Lincoln High School in Stockton, CA. Other notable alumni include NFL wide receiver Brandin Cooks, LA Chargers President Dean Spanos and PGA golfer Ricky Barnes.

RANKING ON ORIOLES TOP PROSPECT LISTS ENTERING 2021

#7 - MLB.com | #9 - Baseball America

2020

- ◆ Made his Major League debut on 9/6 vs. NYY and earned his first career win after tossing 6.0 innings, allowing just one run on one hit and three walks with seven strikeouts.
- ◆ Became the sixth pitcher in O's history to strike out at least seven batters in his MLB debut.
- ◆ Went 1-0 with a 1.69 ERA (3 ER/16.0 IP) over his first three MLB starts.
- ◆ Made his first MLB Spring Training appearance, making three relief outings (5.1 IP, 0 R, 5 K).

2019

- ◆ Combined to go 9-6 with a 3.72 ERA in 21 starts between Class-A Frederick, Double-A Bowie and Norfolk. 15 of his 21 appearances came with Bowie.
- ◆ Ranked among Orioles minor leaguers in wins (T-3rd, 9), strikeouts (T-7th, 122) and innings pitched (T-8th, 113.2). His nine wins at Bowie ranked second on the club.
- ◆ Entered year ranked as the #9 prospect in the O's system by MLB.com & Baseball America.
- ◆ Opened the year on the IL due to an oblique injury.
- ◆ Allowed three earned runs or less in 11 of his 15 starts with Bowie, including six starts in which he did not allow an earned run.
- ◆ Matched a career-high by throwing 7.0 innings, 6/11 vs. New Hampshire.
- ◆ Registered at least eight strikeouts in six starts with the Baysox, including a season-high 10 in his final start with Bowie on 8/10 at Richmond.
- ◆ Limited Eastern League batters to a .239 average, including a .215 mark (14-65) with RISP.
- ◆ Went 4-0 with a 1.87 ERA (7 ER, 33.2 IP) in six starts with Bowie after the All-Star break.
- ◆ Transferred to Norfolk on 8/16 and made four starts with the Tides to end the season.
- ◆ Struck out at least five batters in each of his four starts with the Tides.
- ◆ Went 1-1 with a 2.37 ERA (5 ER, 19.0 IP) in six games (five starts) for the Surprise Sagueros of the Arizona Fall League. Named to the AFL Rising Stars Game.

2018

- ◆ Combined to go 10-5 with a 2.88 ERA in 25 starts between Class-A Rancho Cucamonga, Double-A Tulsa and Double-A Bowie.
- ◆ Registered 178 strikeouts between the three clubs to lead all of Minor League Baseball.
- ◆ Named a California League Midseason All-Star with Rancho Cucamonga.
- ◆ Opened the year with Rancho Cucamonga, going 5-3 with a 3.30 ERA in 16 starts. Limited California League hitters to a .230 average, with right-handers batting just .215 against him.
- ◆ Registered 47 more strikeouts (114) than hits allowed (67) in 79.0 IP with the Quakes. Had six starts in which he struck out nine batters or more, including an 11-strikeout performance on 6/25 at Lake Elsinore.
- ◆ Allowed three earned runs or less in 14 of his 16 starts with the Quakes.
- ◆ Pitched 7.0 shutout innings and matched a career-high with 11 strikeouts in his lone start with Tulsa, 7/5 vs. Midland. Named Texas League Pitcher of the Week on 7/8.
- ◆ Acquired by Baltimore on 7/18 and assigned to Double-A Bowie, where he went 4-2 with a 2.58 ERA over his final eight starts of the season.
- ◆ Limited Eastern League batters to a .228 average, with lefties batting just .169 (14-83).
- ◆ Allowed three earned runs or less in nine of his 10 starts with Bowie.
- ◆ Struck out 10 in his final start of the season, 8/31 vs. Altoona.

2017

- ◆ Went 1-4 with a 5.18 ERA in 33 games (six starts) for Rancho Cucamonga.
- ◆ Ranked 3rd among California League relievers by striking out 11.11 batters per nine IP.
- ◆ Went 1-2 with a 4.47 ERA in 27 relief outings and 0-2 with a 7.06 ERA in six starts.
- ◆ Posted a 3.63 ERA over 19 games during the second half of the season.
- ◆ Pitched to a 2.81 ERA (12 ER, 38.1 IP) when appearing in the 7th inning or later.

2016

- ◆ Posted a 2.27 ERA in 12 games (six GS) between Ogden & Great Lakes in his first pro year.
- ◆ Made first career start with Ogden on 7/3 at Orem.
- ◆ Posted a 3.86 ERA with 13 strikeouts in six starts with Ogden.
- ◆ Promoted to Class-A Great Lakes on 8/11, where he went 2-0 with a 0.59 ERA and 22 strikeouts in six relief outings for the Loons.

YR	TEAM	ORG	W-L	ERA	G	GS	CG	SHO	SV	IP	H	R	ER	HR	HB	BB	SO	WHIP	AVG
2016	Great Lakes Loons (A)	LAD	2-0	0.59	6	0	0	0	0	15.1	4	1	1	0	0	4	22	0.52	.083
	Ogden Raptors (R)	LAD	0-1	3.86	6	6	0	0	0	16.1	15	7	7	0	1	3	13	1.10	.250
2017	Rancho Cucamonga Quakes (A)	LAD	1-4	5.18	33	6	0	0	3	80.0	86	55	46	6	3	34	96	1.50	.274
2018	Tulsa Drillers (AA)	LAD	1-0	0.00	1	1	1	1	0	7.0	3	0	0	0	0	3	11	0.86	.130
	Rancho Cucamonga Quakes (A)	LAD	5-3	3.30	16	16	0	0	0	79.0	67	33	29	7	2	26	114	1.18	.230
	Bowie Baysox (AA)	BAL	4-2	2.58	8	8	0	0	0	45.1	38	15	13	3	1	17	53	1.21	.228
2019	Bowie Baysox (AA)	BAL	9-4	2.98	15	15	0	0	0	84.2	75	29	28	9	1	29	87	1.23	.239
	Norfolk Tides (AAA)	BAL	0-2	8.84	4	4	0	0	0	19.1	30	19	19	2	0	4	21	1.76	.366
	Frederick Keys (A)	BAL	0-0	0.00	2	2	0	0	0	9.2	6	0	0	0	1	4	14	1.03	.176
2020	BALTIMORE ORIOLES (AL)	BAL	1-1	4.82	4	4	0	0	0	18.2	15	10	10	0	0	12	22	1.45	.214
Major League Totals			1-1	4.82	4	4	0	0	0	18.2	15	10	10	0	0	12	22	1.45	.214
Minor League Totals			22-16	3.61	91	58	1	1	3	356.2	324	159	143	27	9	124	431	1.26	.243

Travis Lakins, Sr.

Travis Clay Lakins (LAY-kinz)

RIGHT-HANDED PITCHER

BATS **RIGHT** THROWS **RIGHT** HEIGHT **6-1** WEIGHT **215** DOB **6/29/94** SERVICE TIME **1.054**

BORN: **Middletown, OH**

RESIDES: **Franklin, OH**

HIGH SCHOOL: **Franklin High School (Franklin, OH)**

COLLEGE: **The Ohio State University**

ACQUIRED: **Selected by Baltimore off of waivers from the Chicago Cubs, 1/31/20**

MLB DEBUT: **For BOS on 4/23/19 vs DET (2.2 IP, 4 H, 1 ER, 0 BB, 2 K)**



CAREER HIGHS

STRIKEOUTS	INNINGS	WALKS	HOME RUNS ALLOWED
9, 3x, last: 4/6/17 vs Down East	6.2, 5/9/17 @ Buies Creek	5, 7/9/16 @ Lynchburg	2, 2x, last: 7/26/16 @ Potomac
RUNS ALLOWED	EARNED RUNS ALLOWED	HITS ALLOWED	PITCHES IN A GAME
8, 6/3/16 vs Myrtle Beach	7, 2x, last: 6/3/16 vs Myrtle Beach	11, 6/3/16 vs Myrtle Beach	94, 6/29/16 vs Myrtle Beach

PERSONAL

- ◆ Claimed by Baltimore off of waivers from the Chicago Cubs on 1/31/20. Had been traded to the Cubs from Boston on 1/21/20 in exchange for cash considerations.
- ◆ Selected by Boston in the sixth round of the 2015 draft as a draft-eligible sophomore.
- ◆ Attended The Ohio State University, where he posted a 3.75 ERA and recorded 84 strikeouts for the Buckeyes in 2015.
- ◆ Spent the 2014 summer playing for the Chillicothe Paints in the Prospect League, where he threw the first-ever perfect game in Prospect League history.
- ◆ Graduated from Franklin High School (OH), where he was a three-time All-Conference first team selection and was league Player of the Year twice. Went 10-3 with 100 strikeouts while hitting .488 during his junior season.
- ◆ Also played basketball in high school, where he was a teammate with current Detroit Pistons guard Luke Kennard during his junior and senior seasons.

2020

- ◆ Appeared on his first career Opening Day roster and posted a 2.81 ERA (8 ER/25.2 IP) with 25 strikeouts in 22 relief outings with Baltimore.
- ◆ Earned his first career save on 8/11 at PHI and his first career win on 8/1 vs. TB.
- ◆ Limited left-handed batters to a .133 (4-for-30) average against, with righties batting .300 (21-for-70) against him.
- ◆ His three wins were tied with Thomas Eshelman for the Orioles team lead.
- ◆ Opponents batted .250 (10-for-40) against him with RISP, and he held opposing batters hitless (0-for-15) with RISP and two outs.
- ◆ Walked 13 batters in his final 14 games after not issuing a walk in any of his first eight outings.
- ◆ Went 2-0 with a 1.32 ERA (2 ER/13.2 IP) in 11 outings on the road and 1-2 with a 4.50 ERA (6 ER/12.0 IP) in 11 outings at home.

2019

- ◆ Split the year between Triple-A Pawtucket and Boston. Went 3-4 with six saves and a 4.60 ERA in 40 games with Pawtucket and 0-1 with a 3.86 ERA in 16 games (three starts) over five different stints with Boston.
- ◆ Made his MLB debut on 4/23 vs. Detroit, allowing one run over 2.2 innings in game two of a doubleheader. Struck out the first batter he faced (Jeimer Candelario).
- ◆ 33 of his 56 appearances were scoreless (nine with Boston, 24 with Pawtucket).
- ◆ Made three starts for Boston in September and did not allow a run over 5.2 innings.
- ◆ Worked 2.0 innings or more in five of his 13 relief appearances with Boston.
- ◆ Posted a 2.13 ERA in eight games (one start) at Fenway Park.
- ◆ Limited Major League left-handers to a .231 average (9-39).
- ◆ Ranked among Red Sox minor leaguers in games (T-10th, 40) and saves (T-11th, 6).
- ◆ Posted a 3.74 ERA and a .210 average against in 21 home games with Pawtucket.
- ◆ Limited IL opponents to a .143 average (6-42) in the ninth inning or later.

2018

- ◆ Combined to go 3-2 with a 2.32 ERA in 36 appearances (six starts) between Double-A Portland and Triple-A Pawtucket. Struck out 57 batters over 54.1 innings of work.
- ◆ His 36 appearances tied for the 7th-most among Red Sox minor leaguers.
- ◆ Held batters to a .190 average on the season (.191 with Portland, .186 with Pawtucket).
- ◆ First action was on 4/24 due to a right elbow stress reaction (started year on disabled list).
- ◆ Moved to the bullpen on 5/31 after making six starts with Portland to begin the season.
- ◆ Did not allow a run in first 12 relief appearances with the Sea Dogs. Finished June with a 0.00 ERA through 9.0 innings with 12 strikeouts.
- ◆ Earned first professional save on 7/18 at Binghamton, striking out the side in the ninth.
- ◆ Recorded a 0.86 ERA in 20 games (21.0 innings) with 22 strikeouts as a reliever with Portland.
- ◆ Finished with a 0.82 ERA in 14 games (four starts) on the road with Portland.
- ◆ Held Eastern League left-handed batters to a .175 average.
- ◆ Promoted to Pawtucket on 7/31 and spent the rest of the year in Triple-A.
- ◆ Allowed one earned run in final nine games with PawSox, posting a 0.61 ERA (1 ER, 14.2 IP).

2017

- ◆ Entered season as the Red Sox # 13 prospect according to Baseball America.
- ◆ Split season between Class-A Salem and Double-A Portland. Combined to go 5-4 with a 4.21 ERA in 15 starts, striking out 62 batters over 68.1 innings.
- ◆ Opened the year by going 5-0 with a 2.61 ERA in seven starts with Salem.
- ◆ Promoted to Portland on 5/11 and went 0-4 with a 6.23 ERA in eight starts.
- ◆ Placed on the disabled list on 7/4 and missed the remainder of the season.

2016

- ◆ Played first full professional season with Class-A Salem, going 6-3 with a 5.93 ERA over 19 games (18 starts) in the Carolina League.
- ◆ Had seven starts in which he went at least 5.0 innings and allowed one earned run or less.
- ◆ Went 3-1 with a 2.13 ERA in five April starts.
- ◆ Placed on the disabled list on 7/27 (right elbow inflammation) and missed rest of season.

2015

- ◆ Made professional debut in GCL Playoff Finals on 8/31 vs GCL Blue Jays.
- ◆ Ranked by Baseball America as the #16 prospect in Boston's system after the season.

YR	TEAM	ORG	W-L	ERA	G	GS	CG	SHO	SV	IP	H	R	ER	HR	HB	BB	SO	WHIP	AVG
2015	Lowell Spinners (A)	BOS	0-0	0.00	1	1	0	0	0	2.0	0	0	0	0	0	1	3	0.50	.000
2016	Salem Red Sox (A)	BOS	6-3	5.93	19	18	0	0	0	91.0	111	65	60	8	5	36	79	1.62	.299
2017	Portland Sea Dogs (AA)	BOS	0-4	6.23	8	8	0	0	0	30.1	34	25	21	2	1	21	19	1.81	.301
	Salem Red Sox (A)	BOS	5-0	2.61	7	7	0	0	0	38.0	32	12	11	2	0	13	43	1.18	.225
2018	Portland Sea Dogs (AA)	BOS	2-2	2.61	26	6	0	0	1	38.0	27	16	11	3	3	13	42	1.05	.191
	Pawtucket Red Sox (AAA)	BOS	1-0	1.65	10	0	0	0	2	16.1	11	6	3	0	1	5	15	0.98	.186
2019	BOSTON RED SOX (AL)	BOS	0-1	3.86	16	3	0	0	0	23.1	23	11	10	1	1	10	18	1.41	.258
	Pawtucket Red Sox (AAA)	BOS	3-4	4.60	40	1	0	0	6	45.0	46	25	23	4	2	23	42	1.53	.264
2020	BALTIMORE ORIOLES (AL)	BAL	3-2	2.81	22	0	0	0	1	25.2	25	11	8	2	2	13	25	1.48	.250
Major League Totals			0-1	3.86	16	3	0	0	0	23.1	23	11	10	1	1	10	18	1.41	.258
Minor League Totals			17-13	4.45	111	41	0	0	9	260.2	261	149	129	19	12	112	243	1.43	.259

Wade LeBlanc

Wade Matthew LeBlanc (leh-BLAHNK)

LEFT-HANDED PITCHER

BATS **LEFT** THROWS **LEFT** HEIGHT **6-3** WEIGHT **215** DOB **8/7/84** SERVICE TIME **7.131**

BORN: Lake Charles, LA

RESIDES: Lake Charles, LA

HIGH SCHOOL: Alfred M. Barbe High School (Lake Charles, LA)

COLLEGE: University of Alabama

ACQUIRED: Signed by Baltimore as MiLB free agent, 2/2/21

MLB DEBUT: For SD on 9/3/08 @ LAD (4.0 IP, 8 H, 5 R, 2 HR, 3 BB, 2 K, GS, L)



@weleblanc23



CAREER HIGHS

STRIKEOUTS

12, 5/4/12 vs Las Vegas

INNINGS

9.0, 5/25/12 vs. Omaha

WALKS

5, 5x, last: 8/30/14 @ El Paso

HOME RUNS ALLOWED

4, 2x, last: 8/16/19 @ Toronto

RUNS ALLOWED

9, 4x, last: 7/9/13 @ Round Rock

EARNED RUNS ALLOWED

9, 3x, last: 7/9/13 @ Round Rock

HITS ALLOWED

14, 5/28/11 vs Salt Lake

PITCHES IN A GAME

118, 7/15/11 vs Las Vegas

PERSONAL

- ◆ Signed by Baltimore as a minor league free agent on 2/3/21.
- ◆ Originally selected by the San Diego Padres in the second round of the 2006 First-Year Player Draft from the University of Alabama.
- ◆ Named the SEC Freshman of the Year at Alabama in 2004, while also earning National Freshman of the Year honors from *Baseball America*.
- ◆ His 334 career strikeouts for the Crimson Tide are a school record and his 46 career starts rank second.
- ◆ Graduated from Alfred M. Barbe High School in Lake Charles, Louisiana.

2020

- ◆ Made six starts for the Orioles, going 1-0 with a 8.06 ERA (20 ER, 22.1 IP) with 13 K.
- ◆ Made his Orioles debut on 7/26 at Boston and earned the win (5.2 IP, 4 H, 4 ER, 2 HR, 4 K).
- ◆ Four of his six starts were against the AL East...Went 1-0 with a 6.32 ERA (11 ER/15.2 IP) and 10 strikeouts in these outings.
- ◆ Tossed 4.0-or-less innings in each of his final four starts.
- ◆ Exited the game on 8/23 vs. Boston in the first inning with left elbow discomfort; placed on the 60-day IL with a left elbow stress reaction and missed the remainder of the season.

2019

- ◆ Made 26 appearances (eight starts) for the Mariners, posting a 6-7 record with a 5.71 ERA (77 ER, 121.1 IP) and 92 strikeouts.
- ◆ Posted an 8.35 ERA (34 ER, 36.2 IP) in his eight starts and a 4.57 ERA (43 ER, 84.2 IP) in his 18 relief appearances.

- ◆ Placed on the injured list from 4/14-5/18 with a right oblique strain.
- ◆ Tossed 8.0 innings in relief on 6/3 vs. HOU (8.0 IP, 3 H, ER, BB, 2 K); the longest relief outing of his career and matching his longest MLB outing overall.
- ◆ 14 of his 26 outings were 5.0-or-more innings.

2018

- ◆ Signed by Seattle as a free agent on 3/25 and spent the entire season with the Mariners.
- ◆ Made 27 starts (32 appearances) for the Mariners, working to a 9-5 record and a 3.72 ERA (67 ER/162.0 IP) with 130 strikeouts.
- ◆ Had a scoreless streak of 19.0 innings from 8/25-9/12, the longest by a Mariners starter.
- ◆ In six May starts, he went 1-0 with a 1.72 ERA (6 ER, 31.1 IP) with 23 strikeouts.

CAREER HIGHLIGHTS

2017: Spent the entire season with Pittsburgh, the first time in his career being on a Major League roster the full season...Made a career-high 50 appearances for the Pirates, going 5-2 with a 4.50 ERA (34 ER, 68.0 IP)...Placed on the DL from 8/18-31 with a left quad strain, the first time in his career going on the DL... **2016:** Acquired by Seattle from the Blue Jays on 6/22 in exchange for a PTBNL...Made eight starts (11 G) for the Mariners, posting a 3-0 record with a 4.50 ERA (25 ER, 50.0 IP) and 41 K...Earned his first career save on 7/23 at TOR...Acquired by Pittsburgh from the Mariners in exchange for a PTBNL on 9/13 ... **2015:** Spent the season in Japan with the Seibu Lions, going 2-5 with a 4.23 ERA (21 ER, 44.2 IP)...Signed with Toronto on 12/12... **2014:** Made a combined 11 appearances (three starts) in the majors, going 1-1 with a 3.94 ERA (13 ER, 29.2 IP) between Houston and New York (AL)... **2006:** Started pro career with Class-A Eugene in the Padres system.

YR	TEAM	ORG	W-L	ERA	G	GS	CG	SHO	SV	IP	H	R	ER	HR	HB	BB	SO	WHIP	AVG
2006	Eugene Emeralds (A)	SD	1-0	4.29	7	3	0	0	0	21.0	19	10	10	0	0	6	20	1.19	.250
	Fort Wayne Wizards (A)	SD	4-1	2.20	7	7	0	0	0	32.2	31	8	8	1	1	10	27	1.26	.250
2007	Lake Elsinore Storm (A)	SD	6-5	2.64	16	16	0	0	0	92.0	72	32	27	5	1	17	90	0.97	.212
	San Antonio Missions (AA)	SD	7-3	3.45	12	11	0	0	0	57.1	48	22	22	8	0	19	55	1.17	.225
2008	Portland Beavers (AAA)	SD	11-9	5.32	26	25	0	0	0	138.2	136	85	82	21	7	42	139	1.28	.259
	SAN DIEGO PADRES (NL)	SD	1-3	8.02	5	4	0	0	0	21.1	29	19	19	7	0	15	14	2.06	.330
2009	Portland Beavers (AAA)	SD	4-9	3.87	24	20	0	0	0	121.0	109	54	52	15	2	31	95	1.16	.240
	SAN DIEGO PADRES (NL)	SD	3-1	3.69	9	9	0	0	0	46.1	35	19	19	6	4	19	30	1.17	.210
2010	Portland Beavers (AAA)	SD	0-1	7.20	2	2	0	0	0	10.0	13	8	8	1	0	1	15	1.40	.302
	SAN DIEGO PADRES (NL)	SD	8-12	4.25	26	25	0	0	0	146.0	157	69	69	24	2	51	110	1.42	.279
2011	Tucson Padres (AAA)	SD	9-1	4.30	17	17	0	0	0	106.2	108	54	51	8	1	28	92	1.28	.263
	SAN DIEGO PADRES (NL)	SD	5-6	4.63	14	14	0	0	0	79.2	84	42	41	7	1	28	51	1.41	.276
2012	New Orleans Zephyrs (AAA)	MIA	5-5	3.74	16	16	0	0	0	98.2	91	43	41	10	1	20	91	1.13	.243
	MIAMI MARLINS (NL)	MIA	2-5	3.67	25	9	0	0	0	68.2	71	30	28	7	1	19	43	1.31	.275
2013	Oklahoma City RedHawks (AAA)	HOU	3-1	4.71	19	7	0	0	1	49.2	55	26	26	5	0	16	47	1.43	.282
	HOUSTON ASTROS (AL)	HOU	0-0	7.11	4	0	0	0	0	6.1	9	10	5	1	1	5	2	2.21	.290
	MIAMI MARLINS (NL)	MIA	1-5	5.18	13	7	0	0	0	48.2	63	30	28	6	2	15	31	1.60	.312
2014	Salt Lake City Bees (AAA)	LAA	10-4	4.43	22	22	1	0	0	128.0	143	68	63	11	4	42	119	1.45	.288
	LOS ANGELES ANGELS (AL)	LAA	1-1	3.45	10	3	0	0	0	28.2	25	11	11	2	1	6	21	1.08	.236
	NEW YORK YANKEES (AL)	NYN	0-0	18.00	1	0	0	0	0	1.0	2	2	2	0	1	1	0	3.00	.500
2016	Buffalo Bisons (AAA)	TOR	7-2	1.71	14	14	0	0	0	89.2	84	20	17	3	3	21	85	1.17	.246
	SEATTLE MARINERS (AL)	SEA	3-0	4.50	11	8	0	0	1	50.0	52	27	25	14	0	9	41	1.22	.261
	PITTSBURGH PIRATES (NL)	PIT	1-0	0.75	8	0	0	0	1	12.0	7	3	1	0	0	2	10	0.75	.175
2017	PITTSBURGH PIRATES (NL)	PIT	5-2	4.50	50	0	0	0	1	68.0	64	35	34	10	1	17	54	1.19	.243
2018	SEATTLE MARINERS (AL)	SEA	9-5	3.72	32	27	0	0	0	162.0	151	74	67	24	3	40	130	1.18	.246
2019	Tacoma Rainiers (AAA)	SEA	0-0	2.08	1	1	0	0	0	4.1	3	1	1	0	0	2	2	1.15	.214
	SEATTLE MARINERS (AL)	SEA	6-7	5.71	26	8	0	0	0	121.1	145	80	77	28	1	31	92	1.45	.291
	BALTIMORE ORIOLES (AL)	BAL	1-0	8.06	6	6	0	0	0	22.1	27	20	20	6	1	8	13	1.57	.293
2020	BALTIMORE ORIOLES (AL)	BAL	0-0	7.36	4	0	0	0	0	3.2	4	3	3	1	1	0	3	1.09	.267
Major League Totals			46-47	4.56	244	120	0	0	3	886.0	925	474	449	143	20	266	645	1.34	.269
Minor League Totals			67-41	3.87	183	161	1	0	1	949.2	912	431	408	88	20	255	877	1.23	.253

Reid Love

James Reid Love

LEFT-HANDED PITCHER

BATS **RIGHT** THROWS **LEFT** HEIGHT **5-11** WEIGHT **195** DOB **5/15/92** SERVICE TIME **0.000**

BORN: **Dunnellon, FL**

RESIDES: **Dunnellon, FL**

HIGH SCHOOL: **Dunnellon High School (Dunnellon, FL)**

COLLEGE: **East Carolina University/St. Johns River State College**

ACQUIRED: **Selected by Baltimore in the 10th round of the 2015 draft**

MLB DEBUT:



@love_reid32



@j_love16



CAREER HIGHS

STRIKEOUTS

8, 5/16/16 @ West Virginia

INNINGS

7.2, 8/24/17 vs. Wilmington

WALKS

4, 6/6/16 @ West Virginia

HOME RUNS ALLOWED

2, 3x, last: 6/16/17 @ Lynchburg

RUNS ALLOWED

7, 3x, last: 7/14/18 @ Reading

EARNED RUNS ALLOWED

7, 2x, last: 7/14/18 @ Reading

HITS ALLOWED

11, 7/26/16 vs. Kannapolis

PITCHES IN A GAME

96, 8/24/17 vs. Wilmington

PERSONAL

2017

- Selected by Baltimore in the 10th round of the 2015 draft.
- Drafted out of East Carolina University. Also played for St. Johns River State College (FL).
- Went 12-7 with a 2.91 ERA (57 ER, 176.1 IP) and four saves over two years at ECU. Also hit .265 (56-for-211) with ten extra-base hits, 28 runs scored, 23 runs batted in, and four stolen bases.
- Named as one of 10 semi-finalists for the NCAA's John Olerud Two-Way Player of the Year Award in 2015.
- Received First Team All-American Conference selections as both a pitcher and utility player...Posted a 7-4 record and 2.81 ERA (30 ER, 96.0 IP) on the mound and hit .287 (51-for-178) with three home runs.
- In 2014, filled in as the Pirates' Friday night starter following current Reds pitcher Jeff Hoffman's season-ending injury...Went 5-3 with a 3.02 ERA (27 ER, 80.1 IP) in 16 appearances.
- At St. Johns River, went 8-2 with a 0.86 ERA as a sophomore and struck out 47 hitters while walking 10 in 62.2 innings.
- Attended Dunnellon High School (FL), where he was a three-sport athlete and earned eight letters (four in baseball, three in basketball, one in soccer). Led the Tigers to three straight district titles and a four-year record of 88-32.
- As a senior at Dunnellon, went 7-2 with a 2.02 ERA on the mound and hit .414 with seven home runs and 39 runs batted in.

2019

- Did not pitch due to injury.

2018

- Spent most of the season with Double-A Bowie, going 2-5 with a 7.22 ERA (27 ER, 33.2 IP) in 17 appearances (three starts). Also made one appearance with Triple-A Norfolk, allowing one earned run in four innings.
- Began the year by allowing just one earned run across 9.2 innings pitched in April and May, appearing in six games and going 1-0.
- Posted a 2.08 ERA (4 ER, 17.1 IP) and walked just two hitters across his first 10 appearances of the year.
- Promoted on 6/26 to Triple-A Norfolk. Made one appearance, that day against Gwinnett, and threw 4.0 innings in relief while allowing one earned run and earning the win.
- Sent down to Bowie on 6/27, where he spent the rest of the year. Went 0-4 with a 12.27 ERA (20 ER, 14.1 IP) in six games during his second stint with the Baysox.
- Went 0-2 with a 13.50 ERA (14 ER, 9.1 IP) as a starter for Bowie. As a reliever, went a combined 3-3 with a 4.45 ERA (14 ER, 28.1 IP) in 15 outings between the Tides and Baysox.
- Lefties hit .305 (18-for-59) against him, while righties hit .300 (27-for-90).

- Spent the year with Class-A Frederick, making 24 appearances (16 starts) and posting a 6-4 record with a 3.71 ERA (44 ER, 106.2 IP).
- Went 3-1 with a 2.33 ERA (10 ER, 38.2 IP) on the road and 3-3 with a 4.50 ERA (34 ER, 68.0 IP) at home.
- Recorded a 2.39 ERA (10 ER, 37.2 IP) in seven August appearances (six starts), going 3-0.
- Notched single-game career highs in innings pitched (7.2) and pitches thrown (96) on 8/24 against Wilmington, allowing one earned run and picking up the win.
- Posted a 5-3 record and a 3.98 ERA (38 ER, 86.0 IP) as a starter. Went 1-1 with a 2.61 ERA (6 ER, 20.2 IP) in eight appearances out of the bullpen.

2016

- Spent the season with Class-A Delmarva, going 9-10 with a 3.29 ERA (51 ER, 139.1 IP) in 27 appearances (25 starts).
- Ranked third on the Shorebirds in games started (25) and innings pitched (139.1), and tied for third in wins (9).
- Among South Atlantic League leaders in innings pitched (T-7th), starts (T-11th), and batters faced (12th).
- Held left-handed hitters to a .221 batting average (31-for-140) and righties to .266 (103-for-387).
- Tallied a career-high eight strikeouts on 5/16 against West Virginia, pitching 6.0 innings, allowing three earned runs, and taking the loss.
- Threw at least 5.1 innings in each of his eight starts between 4/22 and 6/1.
- Went at least six innings in 16 of 25 starts, including in each of his final seven.
- Ended the year by going 3-2 with a 2.32 ERA (8 ER, 38.0 IP) in August and September.

2015

- Played most of his first professional season with Class-A Aberdeen, going 3-4 with a 5.06 ERA in 11 outings (six starts). Also made one start with the GCL Orioles to begin his career.
- In first minor league appearance, went 2.0 innings on 6/29 as the starter against GCL Red Sox, allowing no earned runs on one hit.
- Tossed a season-high 6.0 innings on 7/25 against Wilmington.

YR	TEAM	ORG	W-L	ERA	G	GS	CG	SHO	SV	IP	H	R	ER	HR	HB	BB	SO	WHIP	AVG
2015	GCL Orioles (R)	BAL	0-0	0.00	1	1	0	0	0	2.0	1	0	0	0	0	0	1	0.50	.167
	Aberdeen IronBirds (A)	BAL	3-4	5.06	11	6	0	0	0	37.1	42	24	21	4	1	9	34	1.37	.286
2016	Delmarva Shorebirds (A)	BAL	9-10	3.29	27	25	0	0	0	139.1	134	63	51	11	4	33	106	1.20	.254
2017	Frederick Keys (A)	BAL	6-4	3.71	24	16	0	0	0	106.2	120	53	44	8	4	24	81	1.35	.286
2018	Bowie Baysox (AA)	BAL	2-5	7.22	17	3	0	0	0	33.2	42	29	27	4	5	10	37	1.54	.311
	Norfolk Tides (AAA)	BAL	1-0	2.25	1	0	0	0	0	4.0	3	1	1	1	0	1	1	1.00	.214
Minor League Totals			21-23	4.01	81	51	0	0	0	323.0	342	170	144	28	14	77	260	1.30	.274

Zac Lowther

Zacary William Lowther (LAU-ther - rhymes with now)

LEFT-HANDED PITCHER

BATS **LEFT** THROWS **LEFT** HEIGHT **6-2** WEIGHT **235** DOB **4/30/96** SERVICE TIME **0.000**

BORN: **Middlebury Heights, OH**

RESIDES: **Brooklyn Heights, OH**

HIGH SCHOOL: **Cuyahoga Heights High School (Cuyahoga Heights, OH)**

COLLEGE: **Xavier University**

ACQUIRED: **Selected by Baltimore in the second round of the 2017 draft**

MLB DEBUT: **For BAL on 4/25/21 vs. OAK (1.0 IP, 1 H, 1 K)**



@ZacLowther



@zac_lowther



CAREER HIGHS

STRIKEOUTS

13, 4/9/18 vs Hickory

INNINGS

7.2, 5/4/19 @ Akron

WALKS

5, 2x, last: 6/8/19 @ Portland

HOME RUNS ALLOWED

3, 7/1/18 vs Lynchburg

RUNS ALLOWED

5, 3x, last: 6/30/19 vs Akron

EARNED RUNS ALLOWED

5, 2x, last: 6/30/19 vs Akron

HITS ALLOWED

8, 6/30/19 vs Akron

PITCHES IN A GAME

103, 8/17/19 @ Altoona

PERSONAL

- Selected by Baltimore in the 2nd round (#74 overall) of the 2017 draft.
- Attended Xavier University, and was the highest-ever Musketeer selected in the draft.
- Was an All-BIG EAST First Team selection during his junior season, setting a Xavier single-season strikeout record with 123 punchouts during the 2017 campaign. The 123 strikeouts ranked 12th among Division 1 pitchers. Was also named to the BIG EAST All-Tournament Team in 2017 and was named Preseason All-BIG EAST.
- Was a college roommate for two years with infielder Rylan Bannon, who was acquired by Baltimore from Los Angeles in a 2018 trade that sent IF Manny Machado to the Dodgers.
- Xavier University has produced Hall of Famers Jim Bunning and Frank Robinson.
- Led the Cape Cod League with 54 strikeouts during the summer of 2016.
- Played for the Cuyahoga Heights (OH) football and baseball teams in high school. Led the Greater Cleveland area with 148 strikeouts and had a 0.55 ERA during his 2013 season.
- Was First Team All-Ohio during his senior year, a season that included an 18-strikeout game and an OHSA Division IV State Runner-Up finish.

RANKING ON ORIOLES TOP PROSPECT LISTS ENTERING 2021

#11 MLB.com | #19 - Baseball America

2019

- Spent the entire season with Double-A Bowie, going 13-7 with a 2.55 ERA in 26 starts.
- Named Orioles Organization All-Star by MiLB.com for the second straight season.
- Earned Eastern League Midseason and Postseason All-Star selections.
- Honored as a Double-A All-Star by Baseball America.
- Ranked among Orioles minor leaguers in wins (1st, 13), strikeouts (1st, 154), starts (1st, 26), innings (1st, 148.0), average against (2nd, .197) and ERA (3rd, 2.55).
- Ranked among Eastern League leaders in wins (1st, 13), strikeouts (1st, 154), starts (T-1st, 26), ERA (2nd, 2.55), innings (4th, 148.0), average (4th, .197) and WHIP (7th, 1.11).
- His 13 victories tied for 5th in all of Minor League Baseball.
- Registered 154 strikeouts, the most by an Orioles minor leaguer since Tyler Wilson struck out 157 opponents in 2014. Was the highest strikeout total in the Eastern League since 2013.
- Named Eastern League Pitcher of the Week for the week of 5/11 - 5/18.
- Went 3-1 with a 0.60 ERA (2 ER, 30.0 IP) over five starts in May, registering 29 strikeouts and just 21 hits allowed while holding Eastern League batters to a .198 average. Did not allow a run in four of his five starts that month.
- Recorded a season-high 10 strikeouts, 8/6 at Trenton.
- Allowed three earned runs or less in 23 of his 26 starts.
- Picked up a victory in four consecutive starts, 6/8 - 6/25. Won seven of eight decisions over an eight-start span, 6/8 - 7/19.
- Held right-handers to a .194 average, while left-handers batted just .203 against him.
- Went 7-4 with a 1.91 ERA (19 ER, 89.2 IP) in 15 road starts.
- Earned a playoff win at Harrisburg on 9/6, allowing one run over 6.1 innings.

2018

- Split the year between Class-A Delmarva and Class-A Frederick, going 8-4 with a 2.18 ERA in 23 games (22 starts) between the two clubs.
- Named Orioles Jim Palmer Minor League Pitcher of the Year (along with LHP Keegan Akin).
- Named MLB Pipeline.com's Orioles Pitching Prospect of the Year.
- Named the left-handed starting pitcher on MiLB.com's Orioles Organizational All-Star Team.
- Led Orioles farmhands in strikeouts (151) and ERA (2.18).
- Ranked among qualifying Minor League Baseball leaders in WHIP (7th, 0.98), ERA (11th, 2.18) and opponent's average (11th, .195).
- Opened the season with Delmarva, where he went 3-1 with a 1.16 ERA in six starts for the Shorebirds. He held South Atlantic League batters to a .115 average (12 hits in 31.0 IP), with left-handed batters hitting just .037 (1-27) against him.
- Registered 51 strikeouts in 31.0 innings with Delmarva, including a career-high 13 strikeouts in his season debut on 4/9 vs. Hickory. He also recorded double-digit strikeouts on 4/22 vs. Lakewood (11) and 5/23 at Hickory (10).
- Promoted to Frederick on 5/30 and made his final 17 appearances (16 starts) with the Keys, going 5-3 with a 2.53 ERA.
- Went 3-0 with a 0.71 ERA (2 ER, 25.1 IP) over his first five starts with the Keys.
- Finished 19.1 innings shy of qualifying among Carolina League leaders, where his 2.53 ERA would have led the circuit.
- Limited Carolina League batters to a .220 average, with left-handers hitting .207.
- Went 5-1 with a 1.82 ERA in 12 games (11 starts) at night with the Keys.

2017

- Appeared in 12 games (11 starts) for Class-A Aberdeen, going 2-2 with a 1.66 ERA.
- Named a New York-Penn League Midseason All-Star.
- Limited NYPL batters to a .182 average, with right-handers batting just .166 against him.
- Struck out 12 batters over 6.0 no-hit innings, 9/2 at Tri-Cities.



ZAC LOWTHER led Orioles minor leaguers in wins (13), strikeouts (154), starts (26) and innings pitched (148.0) while pitching for Double-A Bowie in 2019. (The Athletic)

YR	TEAM	ORG	W-L	ERA	G	GS	CG	SHO	SV	IP	H	R	ER	HR	HB	BB	SO	WHIP	AVG
2017	Aberdeen IronBirds (A)	BAL	2-2	1.66	12	11	0	0	0	54.1	35	11	10	1	2	11	75	0.85	.182
2018	Delmarva Shorebirds (A)	BAL	3-1	1.16	6	6	0	0	0	31.0	12	4	4	2	1	9	51	0.68	.115
	Frederick Keys (A)	BAL	5-3	2.53	17	16	0	0	0	92.2	74	29	26	6	4	26	100	1.08	.220
2019	Bowie Baysox (AA)	BAL	13-7	2.55	26	26	0	0	0	148.0	102	46	42	8	5	63	154	1.11	.197
Minor League Totals			23-13	2.26	61	59	0	0	0	326.0	223	90	82	17	12	109	380	1.02	.194

Richie Martin

Richard Allen Martin, Jr.

INFIELDER

BATS **RIGHT** THROWS **RIGHT** HEIGHT **5-11** WEIGHT **190** DOB **12/22/94** SERVICE TIME **2.000**

BORN: **Detroit, MI**

RESIDES: **Brandon, FL**

HIGH SCHOOL: **Bloomington High School (Valrico, FL)**

COLLEGE: **University of Florida**

ACQUIRED: **Selected from OAK in the 2018 Rule 5 Draft**

MLB DEBUT: **For BAL on 3/28/19 @ NYY (0-for-3, K)**



@richiemartinjr



@richiemartinjr



CAREER HIGHS

HITS

4, 3x, last: 9/1/18 vs Frisco

RBI

5, 2x, last: 9/3/16 @ Frisco

RUNS

3, 5x, last: 4/8/19 vs Oakland

HOME RUNS

2, 8/23/18 @ Corpus Christi

STRIKEOUTS

3, 8x, last: 6/14/19 vs Boston

WALKS

3, 4/16/17 @ Springfield

STOLEN BASES

3, 3x, last: 7/16/18 @ San Antonio

HITTING STREAK

11 games, 2018

PERSONAL

2016

- Selected by Baltimore from Oakland with the 1st overall pick in the Major League portion of the Rule 5 Draft, 12/13/18.
- Originally selected in the 1st round (20th overall) by Oakland in the 2015 draft. Chosen by Seattle in the 38th round of the 2012 draft but did not sign.
- Majored in Civil Engineering at the University of Florida, where he hit .300 his senior season and was a finalist for the Brooks Wallace Award, given to the Best College Shortstop.
- Attended Bloomington High School in Valrico, FL, where he was named to the Florida All-Region First Team as a senior and was ranked third among middle infielders in the state. Bloomington HS also produced sportscaster Erin Andrews and actor Mark Consuelos.

2019

- As a Rule 5 pick, spent the entire season with Baltimore, hitting .208 with six home runs and 23 RBI over 120 games.
- His 89 starts at shortstop were the third-most by a rookie in Orioles history, trailing only Ron Hansen (149 in 1960) and Cal Ripken Jr. (91 in 1982).
- Got the start for Baltimore on Opening Day (3/28) at Yankee Stadium. Picked up his first big league hit on 3/30 at Yankee Stadium, a single off of James Paxton.
- Set Major League career-bests with three hits and three runs scored, 4/8 vs. Oakland.
- Belted first Major League home run on 5/22 off of Yankees southpaw CC Sabathia.
- Hit .379 (11-29) with eight RBI over 17 games in September.
- Batted .284 with 14 RBI and six extra-base hits in 51 games after the All-Star break.
- Registered 15 multi-hit games.

2018

- Spent the entire year with Double-A Midland in the Oakland system, batting .300 with six home runs, 29 doubles, 25 stolen bases and 42 RBI in 118 games.
- Led the Texas League in triples (8) and ranked 3rd in batting average (.300).
- Named an Oakland MiLB.com Organization All-Star.
- Named Texas League Midseason All-Star and Player of the Week for the period ending on 8/25, after hitting .400 (8-20) with two home runs and six RBI over six games.
- Recorded a career-high 11-game hitting streak from 5/22-6/2.
- Stole a career-high three bases in a game twice (5/30 and 7/16).
- Had three career-high four-hit performances on the season (7/25, 8/30 and 9/1).
- Hit two solo home runs on 8/23 at Corpus Christi.
- Scored a career-high three runs in a game three times (6/1, 8/23 and 9/1).
- Hit .379 (39-103) in the month of May.

2017

- Entered the season ranked by MLB.com as the #21 prospect in the Oakland system.
- Split the year between Double-A Midland and Class-A Stockton, hitting .234 with four home runs, 33 RBI and 13 stolen bases in 109 games between the two clubs.
- Opened the year with Midland, batting .224 with a .306 OBP in 86 games.
- Batted .277 with two home runs and 18 RBI in 39 home games for the RockHounds.
- Assigned to Stockton on 8/2 and hit .266 with a .330 OBP in 23 games to end the season.

- Spent most of the year at Stockton, hitting .230 with three homers and 31 RBI in 86 games.
- Drove in a career-high five runs on 8/11 at Modesto, going 2-5 with a grand slam.
- Tied a career-high with four hits, 6/19 at High Desert.
- Batted .360 (18-50) over his final 12 games with Stockton, a stretch that included a 10-game hitting streak.
- Promoted to Midland on 9/2 and matched a career-high with five RBI, 9/3 at Frisco.

2015

- Ranked as Oakland's #4 prospect by MLB.com entering the season.
- Spent his debut season with Class-A Vermont, hitting .237 with a .353 OBP in 51 games.
- Went 2-4 with two runs scored, a walk and an RBI in his pro debut, 7/2 at Tri-City.
- Batted .526 (10-19) with a homer and four RBI over his first four pro games.
- Hit .302 (13-43) against left-handed pitchers on the season.



RICHIE MARTIN made 89 starts at shortstop for Baltimore in 2019, the third-most by a rookie in Orioles history. (Gregory Fisher/USA TODAY Sports)

YR	TEAM	ORG	AVG	G	AB	R	H	2B	3B	HR	RBI	BB	SO	SB	CS	OBP	SLG	OPS
2015	Vermont Lake Monsters (A)	OAK	.237	51	190	31	45	6	4	2	16	25	47	7	7	.353	.342	.695
2016	Midland RockHounds (AA)	OAK	.333	5	15	1	5	1	1	0	7	3	2	2	1	.444	.533	.978
	Stockton Ports (A)	OAK	.230	86	330	46	76	14	2	3	31	36	73	12	8	.322	.312	.634
2017	Midland RockHounds (AA)	OAK	.224	86	286	43	64	11	3	3	27	24	57	12	3	.306	.315	.620
	Stockton Ports (A)	OAK	.266	23	94	16	25	2	3	1	6	8	21	1	1	.330	.383	.713
2018	Midland RockHounds (AA)	OAK	.300	118	453	68	136	29	8	6	42	44	86	25	10	.368	.439	.807
2019	BALTIMORE ORIOLES (AL)	BAL	.208	120	283	29	59	8	3	6	23	14	83	10	1	.260	.322	.581
Major League Totals			.208	120	283	29	59	8	3	6	23	14	83	10	1	.260	.322	.581
Minor League Totals			.257	369	1368	205	351	63	21	15	129	140	286	59	30	.340	.366	.706

Isaac Mattson

Isaac Gerald Mattson

RIGHT-HANDED PITCHER

BATS **RIGHT** THROWS **RIGHT** HEIGHT **6-2** WEIGHT **205** DOB **8/14/95** SERVICE TIME **0.000**

BORN: **Erie, PA**

RESIDES: **Pittsburgh, PA**

HIGH SCHOOL: **Harbor Creek High School (Harbor Creek, PA)**

COLLEGE: **University of Pittsburgh**

ACQUIRED: **Trade with LAA (with 3 others) for RHP Dylan Bundy, 12/4/19**

MLB DEBUT:



@IG_Mattson



@i_mattson



CAREER HIGHS

STRIKEOUTS	INNINGS	WALKS	HOME RUNS ALLOWED
7, 2x, last: 8/25/18 vs Rancho Cucamonga	5.0, 7x, last: 7/23/18 @ Stockton	4, 7/23/18 @ Stockton	1, several times
RUNS ALLOWED	EARNED RUNS ALLOWED	HITS ALLOWED	PITCHES IN A GAME
6, 5/5/18 vs Bowling Green	6, 5/5/18 vs Bowling Green	9, 6/29/18 vs Cedar Rapids	79, 2x, last: 7/5/18 vs Stockton

PERSONAL

- ◆ Acquired by Baltimore from the Los Angeles Angels, along with RHP Kyle Bradish, RHP Kyle Brnovich and RHP Zach Peek, in exchange for RHP Dylan Bundy, 12/4/19.
- ◆ Originally drafted by the Los Angeles Angels in the 19th round of the 2017 draft.
- ◆ Attended the University of Pittsburgh, where he posted a 3.64 ERA over 59 career games with the Panthers. Registered 104 strikeouts over 94.0 innings in his college career. Was a teammate with former Orioles RHP Matt Wotherspoon.
- ◆ Was a Cape Cod League All-Star in the summer of 2016 for the Chatham Anglers.
- ◆ Attended Harbor Creek High School (PA) where he was twice named Second-Team All-State and was named five-time All-Region in his high school career. Set a school record with 19 strikeouts in a 7.0-inning game his senior season. Also played basketball.

2019

- ◆ Made 37 appearances in the Angels system between Class-A Inland Empire (8 games), Double-A Mobile (24 games) and Triple-A Salt Lake (5 games), going 6-3 with a 2.33 ERA.
- ◆ Named an Angels Organizational All-Star by MLB.com.
- ◆ Across his three levels, limited opponents to a .184 average while registering 63 more strikeouts (110) than hits allowed (47) over 73.1 innings. The 110 strikeouts ranked 7th among Angels minor leaguers. Struck out 45.2% of the batters he faced.
- ◆ Limited left-handed batters to a .165 average (19-115) with 44 strikeouts and 14 walks.
- ◆ Never went to a 3-0 count on any batter, and went to a 3-1 count just twice on the year.
- ◆ Opened his season at Inland Empire, where he posted a 0.89 ERA over eight appearances.
- ◆ Transferred to Mobile on 5/13. Went 3-3 with a 2.68 ERA over 43.2 innings pitched.
- ◆ Did not allow a run in 26 of his 37 appearances across the three levels.
- ◆ Finished with a 1.72 ERA in 15 games after the All-Star break with Mobile, holding batters to a .139 average and a 0.77 WHIP.
- ◆ Finished the season with Salt Lake, recording a 3.86 ERA over five games.
- ◆ Earned first Triple-A save on 8/31 vs. Reno, pitching a perfect inning while striking out three.
- ◆ Played for the Mesa Solar Bears in the Arizona Fall League, posting a 1.69 ERA over seven games. Named to the AFL Rising Stars Game.

2018

- ◆ Split the year between Class-A Burlington and Class-A Inland Empire. Went 7-4 with two saves and a 3.82 ERA over 25 appearances (11 starts).
- ◆ Tied for the organizational lead with seven wins. Also ranked among Angels minor leaguers in innings pitched (7th, 94.1) and strikeouts (10th, 85).
- ◆ Opened the year at Burlington, going 5-3 with a 3.95 ERA in 14 games (11 starts).
- ◆ Led Burlington with five wins despite pitching just half the season there.
- ◆ Earned a win in his first professional start, 4/11 vs. Beloit (5.0 IP, 1 H, 0 R, 1 BB, 4 K).
- ◆ Posted a 2.81 ERA while holding Midwest League batters to a .193 average in April.
- ◆ Transferred to Inland Empire on 7/2. Made 11 appearances with the 66ers, all in relief.
- ◆ Earned a win on 7/23 at Stockton after allowing one hit over 5.0 shutout innings of relief.
- ◆ Tied a career-high with seven strikeouts on 8/25 at Rancho Cucamonga (over 4.0 innings).
- ◆ Recorded first save of the season on 8/2 vs Lancaster, pitching 2.0 scoreless innings.
- ◆ Held California League batters to a .216 average (.192 vs left-handed, .230 vs right-handed).

2017

- ◆ Combined to go 1-0 with a 1.44 ERA in 20 relief appearances between the AZL Angels and Orem. Struck out 47 batters over 31.1 innings while allowing just five earned runs.
- ◆ Named a Pioneer League Postseason All-Star.
- ◆ Did not allow a run in 15 of his 20 appearances, including 13 of his 17 outings at Orem.
- ◆ Allowed four total runs at Orem - all on solo home runs.
- ◆ Limited Pioneer League batters to a .174 average, registering 24 more strikeouts (40) than hits allowed (16) in 26.2 innings with Orem.
- ◆ His six saves tied for 4th-most in the Pioneer League.
- ◆ Turned in seven straight scoreless appearances, 7/27 - 8/21 (11.1 innings).



ISAAC MATTSON has registered 87 more strikeouts (242) than hits allowed (155) in 199.0 innings pitched over his three-year professional career. (Los Angeles Angels)

YR	TEAM	ORG	W-L	ERA	G	GS	CG	SHO	SV	IP	H	R	ER	HR	HB	BB	SO	WHIP	AVG
2017	AZL Angels (R)	LAA	0-0	1.93	3	0	0	0	1	4.2	3	1	1	0	0	1	7	0.86	.176
	Orem Owlz (R)	LAA	1-0	1.35	17	0	0	0	6	26.2	16	4	4	4	1	10	40	0.97	.174
2018	Inland Empire 66ers (A)	LAA	2-1	3.62	11	0	0	0	2	37.1	30	17	15	2	2	12	39	1.13	.216
	Burlington Bees (A)	LAA	5-3	3.95	14	11	0	0	0	57.0	59	25	25	1	3	19	46	1.37	.272
2019	Inland Empire 66ers (A)	LAA	3-0	0.89	8	0	0	0	0	20.1	8	3	2	1	0	9	30	0.84	.121
	Mobile BayBears (AA)	LAA	3-3	2.68	24	0	0	0	0	43.2	30	16	13	3	3	13	61	0.98	.196
	Salt Lake Bees (AAA)	LAA	0-0	3.86	5	0	0	0	1	9.1	9	4	4	0	0	5	19	1.50	.243
Minor League Totals			14-7	2.89	82	11	0	0	10	199.0	155	70	64	11	9	69	242	1.13	.215

Mason McCoy

Mason Steven McCoy
INFILDER

BATS **RIGHT** THROWS **RIGHT** HEIGHT **6-0** WEIGHT **180** DOB **3/31/95** SERVICE TIME **0.000**

BORN: **Peoria, IL**

RESIDES: **Washington, IL**

HIGH SCHOOL: **Washington Community High School (Washington, IL)**

COLLEGE: **University of Iowa**

ACQUIRED: **Selected by Baltimore in the sixth round of the 2017 draft**

MLB DEBUT:



@mason_mccoy1



@therealmccoy_1



CAREER HIGHS

HITS	RBI	RUNS	HOME RUNS
4, 3x, last: 5/8/19 @ Altoona	4, 4/15/19 @ Myrtle Beach	3, 11x, last: 8/4/19 vs Portland	1, 9x, last: 7/1/19 @ Hartford
STRIKEOUTS	WALKS	STOLEN BASES	HITTING STREAK
3, 10x, last: 8/16/19 @ Altoona	3, 6/14/18 @ Kannapolis	2, 8/21/19 vs Binghamton	11 games, 2019

PERSONAL

- Selected by Baltimore in the 6th round of the 2017 draft.
- Graduated from the University of Iowa, where he was named ABCA/Rawlings Mideast First-Team All-Region and Second Team All-Big Ten during his senior season in 2017. Was the first Hawkeyes player to ever hit for the cycle when he did so vs. Air Force on 4/13/16.
- At Iowa, was a teammate of current White Sox minor league outfielder Joel Booker.
- Played two seasons at Illinois Central Community College, where he was honored as a two-time All-American, two-time All-Region and two-time All Conference selection.
- Named MVP of the summer collegiate Northwoods League in 2015 after setting a league record with 112 hits, 80 runs and 168 total bases. Also named the NWL Star of Stars for being the MVP of the 2016 All-Star Game. Played for the La Crosse Loggers, whose alumni includes RHP Max Scherzer, LHP Chris Sale, OF Eric Thames and IF Stevie Wilkerson.
- Was a four-time All-Area and All-Conference selection at Washington Community High School (IL). Also lettered in basketball and soccer, earning All-Conference honors in both.

2019

- Split the year between Class-A Frederick (27 games) and Double-A Bowie (105 games), hitting .290 with 22 doubles, 48 RBI and 81 runs scored between the two levels.
- Named an Eastern League Midseason All-Star, his second career Midseason All-Star nod. Went 1-for-2 with a double in the contest.
- Chosen as an Orioles Organizational All-Star by MiLB.com.
- Ranked among Orioles minor leaguers in runs scored (T-1st, 81), triples (T-1st, 7), hits (2nd, 158) and total bases (3rd, 206).
- Ranked among Eastern League leaders in triples (T-2nd, 7), runs (T-11th, 60) and hits (T-12th, 114). His 114 hits also led the Baysox.
- Recorded 48 multi-hit games between Frederick and Bowie.
- Began the year at Frederick, where he hit .378 with 16 RBI over 23 games in April. Ranked 2nd in the Carolina League with 37 hits in April while his .378 average ranked 3rd in the CL.
- Set career-high with an 11-game hitting streak, 4/6 - 4/17 (included seven multi-hit games).
- Established a career-high with four RBI, 4/15 at Myrtle Beach.
- Had a career-high four hits in three different games over a nine-game stretch. Had four hits on 4/29 vs. Wilmington, 5/1 vs. Wilmington and 5/8 at Altoona (after a promotion).
- Transferred to Bowie on 5/6 and spent the remainder of the season with the Baysox.
- Led Bowie with a .319 average in the first half while ranking second on the club with 74 hits (despite playing in 28 games less than the team leader, IF Rylan Bannon).
- Tied a career-high with three runs in a game six different times with Bowie.
- Started all eight postseason games for Bowie, batting .185 (5-27) with two RBI.
- Ended season playing for the Surprise Saguaros of the Arizona Fall League, batting .219 with three extra-base hits and five RBI over 17 games.

2018

- Spent the season with Delmarva, batting .266 with 18 doubles and 47 RBI over 124 games.
- Ranked among South Atlantic League leaders in triples (T-5th, 10) and hits (T-5th, 128).
- His 128 hits ranked seventh among Orioles minor leaguers.
- Registered 36 multi-hit games with the Shorebirds, including six different three-hit games.
- Smacked two triples as part of a three-hit contest, 4/29 at Hickory.
- Walked three times and scored three runs, 6/14 at Kannapolis.
- Posted a .348 average (31-89) in 25 games in day games with the Shorebirds.
- Batted .296 with 29 hits in 26 games in August, totaling 11 RBI and 12 runs.

2017

- In first pro action, hit .301 with 11 doubles and 29 RBI in 53 games for Class-A Aberdeen.
- Named a New York-Penn League Midseason All-Star.
- Ranked among Aberdeen team leaders in triples (T-1st, 3), runs (2nd, 34), average (3rd, .301) and runs batted in (4th, 29).
- Totaled 11 multi-hit games and five three-hit games on the season.



MASON MCCOY tied for the organizational lead with 81 runs scored in 2019, a season that saw him named as an Orioles Organizational All-Star by MiLB.com. (Michael R. Smith/Prince George's Sentinel)

YR	TEAM	ORG	AVG	G	AB	R	H	2B	3B	HR	RBI	BB	SO	SB	CS	OBP	SLG	OPS
2017	Aberdeen IronBirds (A)	BAL	.301	53	186	34	56	11	3	1	29	26	28	4	3	.382	.409	.791
2018	Delmarva Shorebirds (A)	BAL	.266	124	482	66	128	18	10	4	47	45	95	13	2	.331	.369	.701
2019	Bowie Baysox (AA)	BAL	.266	105	429	60	114	13	7	2	31	36	84	10	3	.326	.343	.669
	Frederick Keys (A)	BAL	.379	27	116	21	44	9	0	2	17	8	16	3	0	.416	.509	.925
Minor League Totals			.282	309	1213	181	342	51	20	9	124	115	223	30	8	.346	.379	.725

Ryan McKenna

Ryan Shea McKenna
OUTFIELDER

BATS **RIGHT** THROWS **RIGHT** HEIGHT **5-11** WEIGHT **185** DOB **2/14/97** SERVICE TIME **0.000**

BORN: **Grants Pass, OR**

RESIDES: **Berwick, ME**

HIGH SCHOOL: **St. Thomas Aquinas High School (Dover, NH)**

COLLEGE:

ACQUIRED: **Selected by Baltimore in the fourth round of the 2015 draft**

MLB DEBUT: **For BAL on 4/5/21 at NYY (0-for-2, BB)**



@ry_mac35



@ry_mac35



CAREER HIGHS

HITS	RBI	RUNS	HOME RUNS
4, 10x, last: 8/29/19 @ Reading	4, 5x, last: 6/29/19 vs Akron	3, 8x, last: 8/29/19 @ Reading	2, 3x, last: 7/2/19 @ Hartford
STRIKEOUTS	WALKS	STOLEN BASES	HITTING STREAK
4, 2x, last: 6/21/19 @ Harrisburg	3, 5/25/19 @ Erie	3, 7/16/19 vs Harrisburg	12 games, 2x, 2018

PERSONAL

- Selected by Baltimore in the 4th round of the 2015 draft.
- Attended St. Thomas Aquinas High School in Dover, NH. Had committed to Liberty University before signing with Baltimore.
- Batted .551 with 31 RBI during his junior year at St. Thomas Aquinas, then followed that up by hitting .484 during his senior campaign.
- Attended Portsmouth Christian Academy (NH) during his freshman year of high school, helping PCA capture a state championship.

RANKING ON ORIOLAS TOP PROSPECT LISTS ENTERING 2021

#15 - MLB.com | #25 - Baseball America

2019

- Entered the season ranked among the Top 10 Prospects in the Orioles system by Baseball Prospectus (#5), MLB.com (#7) and Baseball America (#8). Also rated by Baseball America as the Best Defensive OF and as having the Best Strike Zone Discipline in the O's system.
- Spent year at Double-A Bowie, batting .232 with nine home runs and 54 RBI in 135 games.
- Ranked among Orioles minor leaguers in walks (T-1st, 59), doubles (3rd, 26), triples (T-3rd, 6), extra-base hits (T-3rd, 41), runs scored (T-3rd, 78) and stolen bases (3rd, 25).
- Ranked among Eastern League leaders in runs (T-1st, 78), triples (T-4th, 6), caught stealing (T-5th, 11), walks (T-6th, 59), stolen bases (T-8th, 25) and total bases (T-9th, 178).
- Named Eastern League Player of the Week after registering 10 hits from 6/30 - 7/6.
- Matched a career-high with four RBI after hitting a grand slam on 6/29 vs. Akron.
- Belted two home runs, 7/2 at Hartford.
- Hit .296 (37-125) with five home runs and 48 RBI with runners in scoring position.
- Registered three hits and stole a career-high three bases, 7/16 vs. Harrisburg.
- Tied for the team lead with 10 stolen bases in July.
- Finished with a .993 fielding percentage in the outfield (just two errors all season).

2018

- Split the season between Class-A Frederick (67 games) and Double-A Bowie (60 games), batting .315 with 11 home runs, 53 RBI and a .410 OBP between the two levels.
- His .315 average led all Orioles minor leaguers.
- Named an MiLB.com Orioles Organizational All-Star.
- Awarded High Class-A All-Star honors from *Baseball America* after hitting .377 with eight home runs, 37 RBI and a 1.023 OPS in 67 games with Frederick.
- Named Carolina League Midseason and Postseason All-Star with Frederick.
- Batted .459 (28-61) with a .529 OBP against Carolina League left-handed pitching.
- Set a career-high with a 12-game hitting streak from 5/11 - 5/24 (hit .463 during that span).
- Reached safely in his final 22 home games with Frederick, posting a .500 OBP.
- Belted two home runs and drove in four runs, 5/12 vs. Potomac.
- Earned Carolina League Player of the Week honors twice (6/3 and 6/17).
- Batted .423 (22-52) through 16 games in June before being promoted to Bowie on 6/21.
- Hit .239 with three home runs, 16 RBI and a .341 OBP in 60 games with Bowie.
- Named an Arizona Fall League Rising Star and earned a spot on the All-Prospect Team after hitting .344 (21-61) in 17 games with the Glendale Desert Dogs.

2017

- Spent the year with Delmarva, batting .256 with seven home runs and 42 RBI in 126 games.
- Tied for 3rd in the South Atlantic League with 33 doubles.
- Registered 33 multi-hit games, including two different four-hit contests.
- Belted two home runs as part of a three-hit game, 4/9 at Greenville.
- Went 3-5 with a home run and a season-high four RBI, 8/23 vs. Hickory.
- Hit .319 (30-94) with 11 doubles and a .366 OBP in 25 games in July.
- Batted .282 with six of his seven home runs on the road.

2016

- Spent the season with Class-A Aberdeen, where he led the IronBirds in games played (62), doubles (10), walks (22) and stolen bases (17).
- Set career-high with two stolen bases in a game three times (7/26, 8/21 and 8/24).
- Ranked second on the team in runs (29), hits (53) and RBI (26).
- Recorded a career-high four hits twice (7/16 at Batavia and 7/22 at Brooklyn).
- Batted .321 (27-84) in the month of July.
- Entered the season ranked as the Orioles #25 prospect by MLB.com.

2015

- Made professional debut with the GCL Orioles, batting .265 with three RBI in 10 games.
- Did not play after 7/20 due to an injured ankle.



RYAN MCKENNA tied for the Eastern League lead with 78 runs scored for Double-A Bowie in 2019. He also tied for the lead among O's minor leaguers with 59 walks drawn. (Bowie Baysox)

YR	TEAM	ORG	AVG	G	AB	R	H	2B	3B	HR	RBI	BB	SO	SB	CS	OBP	SLG	OPS
2015	GCL Orioles (R)	BAL	.265	10	34	5	9	0	1	0	3	6	6	1	1	.366	.324	.689
2016	Aberdeen IronBirds (A)	BAL	.241	62	220	29	53	10	1	1	26	22	59	17	6	.320	.309	.629
2017	Delmarva Shorebirds (A)	BAL	.256	126	468	62	120	33	2	7	42	43	128	20	2	.331	.380	.712
2018	Bowie Baysox (AA)	BAL	.239	60	213	35	51	8	2	3	16	29	56	4	1	.341	.338	.679
	Frederick Keys (A)	BAL	.377	67	257	60	97	18	2	8	37	37	45	5	6	.467	.556	1.023
2019	Bowie Baysox (AA)	BAL	.232	135	488	78	113	26	6	9	54	59	121	25	11	.321	.365	.686
Minor League Totals			.264	460	1680	269	443	95	14	28	178	196	415	72	27	.350	.387	.737

Seth Mejias-Brean

Seth Wayne Mejias-Brean (meh-HE-as BREEN)

INFIELDER

BATS **RIGHT** THROWS **RIGHT** HEIGHT **6-2** WEIGHT **216** DOB **4/5/91** SERVICE TIME **0.027**

BORN: **Tucson, AZ**

RESIDES: **Chandler, AZ**

HIGH SCHOOL: **Cienega High School (Vail, AZ)**

COLLEGE: **University of Arizona**

ACQUIRED: **Signed by Baltimore as MiLB free agent, 2/4/21**

MLB DEBUT: **For SD on 9/4/19 @ ARI (0-for-1 as pinch-hitter)**



@smejiasb5



@smejiasbrean



CAREER HIGHS

HITS	RBI	RUNS	HOME RUNS
5, 2x, last: 7/10/13 @ Cedar Rapids	6, 7/18/13 vs. Beloit	3, 9x, last: 6/25/19 vs. Sacramento	2, 2x, last: 5/23/14 vs. High Desert
STRIKEOUTS	WALKS	STOLEN BASES	HITTING STREAK
3, several times	3, 7x, last: 7/12/18 vs. Fresno	2, 3x, last: 5/20/15 vs. Mississippi	22 games, 2012

PERSONAL

- ♦ Signed by Baltimore as a minor league free agent on 2/3/21.
- ♦ Originally selected by the Cincinnati Reds in the eighth round of the 2012 amateur draft.
- ♦ Played college baseball for the University of Arizona, where he was a teammate of fellow Orioles farmhand Konner Wade and former Orioles outfielder Joey Rickard.
- ♦ Hit .355 (94-for-265) with 27 extra-base hits in 65 games as a junior for the Wildcats.
- ♦ Attended Cienega High School (AZ), where he played three sports. Was named 4A First-Team All-Region in baseball and basketball and won the 4A Kino Region Player of the Year Award in football...Also named the Arizona Coaches Association's All-State Quarterback.

2020

- ♦ Received a non-roster invite to the Padres' Spring Training camp. Appeared in 12 spring games, hitting .214/.353/.357 (3-for-14) with two doubles.
- ♦ Released by San Diego on 8/29.

2019

- ♦ Spent most of the year with San Diego's Triple-A affiliate in El Paso, hitting .316 (130-for-411) with 32 extra-base hits in 117 games.
- ♦ Posted a .336/.386/.464 slash line (71-for-211) across 61 home games with El Paso.
- ♦ Slugged .543 in 127 Triple-A at-bats against lefties and hit .320 (91-for-284) against righties.
- ♦ Slashed .420/.474/.580 (29-for-69) over 21 total games in June, recording a hit in 18 of those contests.
- ♦ Made MLB debut on 9/4 at Arizona, entering the game as a pinch hitter in the ninth inning and grounding out.
- ♦ Recorded first career hit on 9/11 against Chicago (NL) in his first start, singling off of Cole Hamels in the fourth inning.
- ♦ Hit first career home run on 9/18 at Milwaukee.
- ♦ Launched a walk-off two-run homer on 9/22 against Arizona in the 10th inning.
- ♦ Hit .233 (7-for-30) in 14 games for the Padres, including two doubles and two home runs.

2018

- ♦ Split the year between Double-A Arkansas and Triple-A Tacoma, hitting a combined .258 (123-for-476) with 10 home runs and 18 doubles in 129 games.
- ♦ Hit .289 (46-for-159) with a .376 on-base percentage in 46 games after the All-Star Break for the Rainiers.
- ♦ Named an Organizational All-Star by MiLB.com for the fourth time, his first selection outside of the Reds system.

2017

- ♦ Began the year with Triple-A Louisville, playing in 16 games for the Bats before being acquired by the Seattle Mariners in exchange for cash considerations on 5/1.
- ♦ Played the remainder of the season with Seattle's Double-A affiliate in Arkansas and its Triple-A affiliate in Tacoma.
- ♦ Hit .268 (78-for-291) in 74 games with Arkansas and .271 (19-for-70) in 19 games for Tacoma.

2016

- ♦ Played in 127 games for Triple-A Louisville, slashing .228/.290/.315 (99-for-435) with 25 extra-base hits and 45 runs batted in.
- ♦ Hit safely in nine straight games between 5/29 and 6/6.

2015

- ♦ Spent the year with Double-A Pensacola, appearing in 122 games and hitting .247 (100-for-405) with 29 extra-base hits.
- ♦ Led the Blue Wahoos with five triples and ranked third on the team with 18 doubles.
- ♦ Named an Organizational All-Star by MiLB.com for the third straight year.

2014

- ♦ Split the season between Class-A Bakersfield and Double-A Pensacola, appearing in 134 combined games and hitting .300 (80-for-267) with the Blaze and .235 (53-for-226) with the Blue Wahoos.
- ♦ Recorded a career-high 14 home runs and 79 runs scored.
- ♦ Named an Organizational All-Star by MiLB.com.

2013

- ♦ Played most of the season with Class-A Daytona, also appearing in three games for Class-A Bakersfield.
- ♦ Hit a combined .305 (150-for-492) with 36 doubles.
- ♦ Tied a single-game career-high with five hits on 7/10 at Cedar Rapids.
- ♦ Named an Organizational All-Star by MiLB.com.

2012

- ♦ Began professional career with Rookie-Level Billings, hitting .313 (56-for-179) with 22 extra-base hits and six stolen bases.
- ♦ Began a 22-game hitting streak on 7/12 against Orem that lasted until he went 0-for-4 on 8/6 against Great Falls...Had 10 multi-hit games over that span, including a 5-for-5 performance with three runs batted in on 7/22 at Orem that left him a home run shy of the cycle.
- ♦ Named a Pioneer League All-Star.

YR	TEAM	ORG	AVG	G	AB	R	H	2B	3B	HR	RBI	BB	SO	SB	CS	OBP	SLG	OPS
2012	Billings Mustangs (R)	CIN	.313	46	179	35	56	12	2	8	40	21	29	6	0	.389	.536	.925
2013	Dayton Dragons (A)	CIN	.305	127	479	70	146	35	3	10	79	55	83	3	2	.381	.453	.834
	Bakersfield Blaze (A)	CIN	.308	3	13	3	4	1	0	1	3	0	0	1	0	.308	.615	.923
2014	Bakersfield Blaze (A)	CIN	.300	69	267	56	80	8	3	11	45	44	49	7	1	.396	.476	.872
	Pensacola Blue Wahoos (AA)	CIN	.235	65	226	23	53	7	2	3	22	32	50	1	4	.333	.323	.656
2015	Pensacola Blue Wahoos (AA)	CIN	.247	122	405	41	100	18	5	6	53	63	96	9	3	.352	.360	.712
2016	Louisville Bats (AAA)	CIN	.228	127	435	41	99	18	1	6	45	31	91	5	3	.290	.315	.605
2017	Arkansas Travelers (AA)	SEA	.268	74	291	31	78	8	2	3	42	22	71	4	1	.328	.340	.668
	Tacoma Rainiers (AAA)	SEA	.271	19	70	15	19	6	1	1	7	7	13	1	0	.338	.429	.766
	Louisville Bats (AAA)	CIN	.262	16	61	6	16	1	0	0	1	3	9	0	1	.318	.279	.597
2018	Arkansas Travelers (AA)	SEA	.238	33	126	13	30	5	1	2	12	11	28	1	1	.304	.341	.646
	Tacoma Rainiers (AAA)	SEA	.266	96	350	45	93	13	3	8	44	42	67	4	2	.348	.389	.736
2019	El Paso Chihuahuas (AAA)	SD	.316	117	411	69	130	18	3	11	66	33	79	4	2	.371	.455	.826
	SAN DIEGO PADRES (NL)	SD	.233	14	30	3	7	2	0	2	5	3	9	0	0	.303	.500	.803
Major League Totals			.233	14	30	3	7	2	0	2	5	3	9	0	0	.303	.500	.803
Minor League Totals			.273	914	3313	448	904	150	26	70	459	364	665	46	20	.350	.397	.747

Zach Muckenhirn

Zachary Edward Muckenhirn

LEFT-HANDED PITCHER

BATS **LEFT** THROWS **LEFT** HEIGHT **6-1** WEIGHT **185** DOB **2/27/95** SERVICE TIME **0.000**

BORN: **Delano, MN**

RESIDES: **Delano, MN**

HIGH SCHOOL: **Delano High School (Delano, MN)**

COLLEGE: **University of North Dakota**

ACQUIRED: **Selected by Baltimore in the 11th round of the 2016 draft**

MLB DEBUT:



@getmuckinhere



CAREER HIGHS

STRIKEOUTS	INNINGS	WALKS	HOME RUNS ALLOWED
8, 2x, last: 6/9/17 vs Kannapolis	7.0, 6/3/17 vs Hickory	5, 6/14/17 @ Lakewood	2, 3x, last: 8/6/17 @ West Virginia
RUNS ALLOWED	EARNED RUNS ALLOWED	HITS ALLOWED	PITCHES IN A GAME
9, 8/1/17 @ Kannapolis	8, 6/27/17 vs Hagerstown	12, 6/14/17 @ Lakewood	96, 7/7/17 @ Hickory

PERSONAL

- Selected by Baltimore in the 11th round of the 2016 draft.
- Attended the University of North Dakota. Played on the final baseball team at the university, as the school cut the baseball program due to budget cuts after the 2016 season. Went a career 11-19 with a 3.85 ERA in 38 starts for the Fighting Hawks.
- Was the highest draft pick in UND baseball history, breaking a mark that stood for nearly a half-century. The previous high pick out of UND was Alex Cooley, who was taken by the Oakland Athletics in the 17th round in 1968.
- Attended Delano High School in Minnesota, located about 30 miles west of Minneapolis.

2019

- Spent majority of the season with Double-A Bowie, going 3-5 with a 3.21 ERA in 37 games.
- Ranked second among O's farmhands with 41 pitching appearances.
- Among Bowie team leaders, ranked second in games (37) and tied for third in saves (5).
- Did not allow a run in 27 of his 37 appearances with Bowie.
- Held Eastern League batters to a .203 average, with right-handers hitting just .188.
- Posted a 1.59 ERA (4 ER, 17.0 IP) in 13 second half appearances for Bowie, including a 0.77 ERA (1 ER, 11.2 IP) over nine relief outings in August.
- Registered a season-high five strikeouts in a 3.0-inning appearance, 7/31 vs. Reading.
- Recorded a 2.53 ERA and limited EL batters to a .204 average in 20 home outings.
- Appeared in four games over two stints with Norfolk, posting a 17.18 ERA.

2018

- Appeared in 44 games between Delmarva (12 games), Frederick (12 games) and Bowie (20 games), combining to go 2-1 with eight saves and a 3.64 ERA over 64.1 innings.
- Ranked among O's minor league leaders in appearances (T-3rd, 44) and saves (T-6th, 8).
- Did not allow an earned run in 28 of his 44 appearances across the three levels.
- Opened the year with Delmarva and did not allow an earned run in 10 of 12 outings.
- Limited South Atlantic League batters to an .043 average (1-for-23) in May.
- Transferred to Frederick on 5/20 and posted a 2.21 ERA over 12 games with the Keys.
- Did not allow a run in nine of his 12 outings with Frederick.
- Posted a 0.73 ERA (1 ER, 12.1 IP) over six home contests with Frederick.
- Struck out a season-high six batters over 3.2 innings of shutout relief, 5/22 vs. Salem.
- Transferred to Bowie on 6/27 and spent the remainder of the season with the Baysox.
- Made longest relief appearance of the season in the final game on 9/2 versus Altoona, pitching 4.0 innings. Did not allow a run with one hit allowed and three strikeouts.

2017

- Spent most of year with Class-A Delmarva, going 4-9 with a 5.09 ERA in 22 games (21 GS).
- Ranked among O's minor leaguers in innings (8th, 124.2) and strikeouts (9th, 103).
- Allowed two earned runs or less in 11 of his 21 starts with Delmarva.
- Posted a 2.77 ERA over five starts in April, registering 21 strikeouts.
- Had career-best eight strikeouts on 4/12 at Greensboro and 6/9 vs. Kannapolis.
- Pitched a career-high 7.0 innings, 6/3 vs. Hickory.
- Made final five appearances of the season with Aberdeen, posting a 5.59 ERA.

2016

- Posted a 5-2 record with 2.43 ERA in 12 games (three starts) with Class-A Aberdeen.
- Made pro debut on 6/26 vs Connecticut, going 2.0 innings with three strikeouts.
- Allowed one earned run or less in 11 of his 12 appearances.
- Picked up first professional win on 7/8 at Wilmington, tossing 3.0 shutout innings of relief.
- Recorded a 1.80 ERA and 20 strikeouts over 15.0 innings of relief in August.
- Limited New York-Penn League left-handers to a .217 average.



ZACH MUCKENHIRN ranked second among Orioles minor leaguers with 41 relief appearances in 2019. He spent the majority of his season in Bowie, posting a 3.21 ERA. (Scott Sears/Norfolk Tides)

YR	TEAM	ORG	W-L	ERA	G	GS	CG	SHO	SV	IP	H	R	ER	HR	HB	BB	SO	WHIP	AVG
2016	Aberdeen IronBirds (A)	BAL	5-2	2.43	12	3	0	0	0	33.1	38	10	9	2	0	3	34	1.23	.299
2017	Delmarva Shorebirds (A)	BAL	4-9	5.09	22	21	0	0	0	115.0	156	80	65	12	4	34	89	1.65	.321
	Aberdeen IronBirds (A)	BAL	1-1	5.59	5	0	0	0	0	9.2	8	7	6	1	0	2	14	1.03	.222
2018	Bowie Baysox (AA)	BAL	0-0	5.67	20	0	0	0	1	27.0	26	17	17	1	0	18	27	1.63	.252
	Delmarva Shorebirds (A)	BAL	1-0	2.12	12	0	0	0	3	17.0	11	5	4	0	1	6	27	1.00	.172
	Frederick Keys (A)	BAL	1-1	2.21	12	0	0	0	4	20.1	16	5	5	1	0	4	25	0.98	.219
2019	Bowie Baysox (AA)	BAL	3-5	3.21	37	0	0	0	5	53.1	39	22	19	3	1	24	65	1.18	.203
	Norfolk Tides (AAA)	BAL	0-1	17.18	4	0	0	0	0	3.2	9	7	7	1	0	4	8	3.55	.450
Minor League Totals			15-19	4.25	124	24	0	0	13	279.1	303	153	132	21	6	95	289	1.42	.275

Cedric Mullins

Boyce Cedric Mullins
OUTFIELDER

BATS **RIGHT** THROWS **RIGHT** HEIGHT **5-8** WEIGHT **175** DOB **10/1/94** SERVICE TIME **1.075**

BORN: Greensboro, NC

RESIDES: Snellville, GA

HIGH SCHOOL: Brookwood High School (Snellville, GA)

COLLEGE: Campbell University

ACQUIRED: Selected by Baltimore in the 13th round of the 2015 draft

MLB DEBUT: For BAL on 8/10/18 vs BOS (4 AB, 3 H, 2 RBI)



@cedmull30



@cedric_mullins



CAREER HIGHS

HITS

5, 4/4/21 @ Boston

RBI

4, 5/20/18 @ Trenton

RUNS

4, 5x, last: 8/29/19 @ Reading

HOME RUNS

1, several times

STRIKEOUTS

4, 2x, last: 5/15/19 @ Toledo

WALKS

2, several times

STOLEN BASES

2, 8x, last: 8/9/19 @ Richmond

HITTING STREAK

19 games, 2016

PERSONAL

- Selected by Baltimore in the 13th round of the 2015 draft.
- Attended Campbell University, where he was named Second Team Atlantic All-Region by the ABCA and Second Team All-Big South after his 2015 campaign.
- Campbell University has also produced Hall of Fame pitcher Gaylord Perry.
- Attended junior college at Louisburg College in North Carolina prior to Campbell.
- Graduated from Brookwood High School (GA), where he was a First Team All-County center fielder his senior year. Was a high school teammate of current Reds RHP Lucas Sims. Brookwood HS counts longtime NFL placekicker Jason Elam among its notable alumni.

2020

- Made his second-straight Opening Day roster and batted .271 (38-for-40) with three home runs and 12 RBI in 48 games for Baltimore.
- According to *Statcast*, he hit the longest HR of the season by an Oriole on 9/4 vs. NYY (427 ft).
- His nine bunt hits led the majors; the next closest player had seven (Garrett Hampson, COL).
- Batted .305 (32-for-105) against right-handed pitchers and .171 (6-for-35) against lefties.
- His seven stolen bases (caught twice) led the Orioles and ranked 15th in the majors.

2019

- Made Baltimore's Opening Day roster and started in center field, the first player to start in center field other than Adam Jones since 2007 (Corey Patterson).
- Appeared in 22 games for Baltimore before being optioned to Norfolk on 4/22.
- Registered two triples and three RBI, 4/8 vs. Oakland.
- Played in 117 Minor League games between Norfolk and Double-A Bowie, batting .233 with 10 home runs, 42 RBI and 33 stolen bases.
- Ranked among Orioles minor leaguers in stolen bases (T-1st, 33), runs (5th, 75), walks (T-6th, 47) and hits (9th, 109).
- Appeared in 66 games with Norfolk, batting .205 with five home runs and eight doubles.
- Transferred to Bowie on 7/11 and spent the rest of the season with the Baysox, hitting .271 with 11 doubles, 18 RBI and 35 runs scored in 51 games.
- Matched a career-high with four runs scored, 8/29 at Reading.
- Had four multi-steal games on the season - three of which came with Bowie.
- Hit for the cycle in Game 4 of the Western Division Championship Series against Harrisburg (5-for-6, 2B, 3B, HR, 3 R, 3 RBI, SB), becoming the first Baysox player to hit for the cycle since Manny Machado in 2012. The win moved the Baysox into the Eastern League title series.
- Hit .353 (12-34) with five extra-base hits, 10 runs and five RBI in eight EL playoff games.

2018

- Ranked by MLB.com as the #7 prospect in the Orioles organization entering the season. Also rated by Baseball America as the Fastest Baserunner and Best Athlete in the O's system.
- Split the year between Bowie and Norfolk, hitting .289 with 12 home runs, 29 doubles and 21 stolen bases in 109 minor league games before receiving a promotion to Baltimore.

- Named Orioles Brooks Robinson Minor League Player of the Year.
- Named an Orioles Organizational All-Star by MLB.com
- Named a Double-A All-Star by Baseball America after hitting .313 with six home runs, 29 RBI and 12 doubles in 49 games with Bowie.
- Homered and drove in a career-high four RBI, 5/20 at Trenton.
- Named EL Player of the Week on 5/27 - then recorded four hits that night at Binghamton.
- Hit safely in 38 of his 49 games with Bowie before being promoted to Norfolk on 6/1.
- Batted .269 with six home runs, 17 doubles, 19 RBI and 41 runs in 60 games with Norfolk.
- Made a diving catch on 7/25 that ranked as the #4 play on SportsCenter's Top 10 Plays.
- Was a perfect 12-12 in stolen base attempts for Norfolk, leading the team.
- Matched a career-high with four runs in a game, 6/22 at Louisville.
- Registered a 15-game hitting streak from 6/27 - 7/15, the longest by a Tide in 2018.
- Had contract selected by Baltimore on 8/10 and made his MLB debut that night vs. Boston, going 3-4 with two doubles, two RBI, a walk and three runs. Was the first player in Orioles history to record three hits in their MLB debut, and was the second player in O's history to record at least two hits, two runs and two RBI in their debut (Brent Bowers, 1996).
- Hit first MLB home run on 8/18 at Cleveland, a solo shot off of Neil Ramirez.
- Went 4-5 with a double, RBI and his first career stolen base, 9/16 vs. CWS.
- Hit his first MLB leadoff home run on 8/31 at Kansas City. Belted another leadoff home run on 9/18 vs. Toronto - his first career home run at Camden Yards.
- At the time of his promotion to Baltimore (8/10), his 127 hits ranked 2nd among Orioles minor leaguers (behind Ryan McKenna's 135 hits).

CAREER HIGHLIGHTS

2017: Spent the year with Bowie, hitting .265 with 13 home runs and 37 RBI in 76 games...Opened the season with four hits - including a home run, triple, two RBI and four runs scored - on Opening Night at Akron...Started the year with a 10-game hitting streak, over which he batted .455 (20-44)...Named Eastern League Player of the Week on 4/16...Had two disabled list stints with hamstring injuries: 4/21-6/4, 7/6-7/23...Batted .318 (55-173) with 13 doubles, eight home runs and 24 RBI before the All-Star break...Hit a game-tying homer with two outs in the bottom of the ninth inning, 8/22 vs Reading...Batted .455 with a double, home run and RBI in three postseason games for the Baysox...**2016:** Played the season with Delmarva, hitting .273 with 14 home runs and 55 runs batted in...Named an Orioles Organizational All-Star by MLB.com...Hit safely in a career-high 19 straight games from 7/24 to 8/19...Led the team with 30 stolen bases...Finished 3rd in the South Atlantic League in hits (141), doubles (37) and runs scored (79) while finishing 2nd in at-bats (517), extra-base hits (61), and triples (10)...Named South Atlantic League Batter of the Week for the week of 8/29 to 9/4...**2015:** Started his pro career with Aberdeen where he appeared in 68 games for the Ironbirds...Went 2-3 with a double, walk, RBI and run scored in his pro debut, 6/19 vs Hudson Valley...Stole 17 bases and was caught stealing four times.

YR	TEAM	ORG	AVG	G	AB	R	H	2B	3B	HR	RBI	BB	SO	SB	CS	OBP	SLG	OPS
2015	Aberdeen IronBirds (A)	BAL	.264	68	277	34	73	15	5	2	32	22	33	17	4	.333	.375	.709
2016	Delmarva Shorebirds (A)	BAL	.273	124	517	79	141	37	10	14	55	37	101	30	6	.321	.464	.785
2017	Bowie Baysox (AA)	BAL	.265	76	309	53	82	19	1	13	37	27	58	9	7	.319	.460	.778
2018	BALTIMORE ORIOLES (AL)	BAL	.235	45	170	23	40	9	0	4	11	17	37	2	3	.312	.359	.671
	Bowie Baysox (AA)	BAL	.313	49	201	36	63	12	5	6	28	15	28	9	1	.362	.512	.875
	Norfolk Tides (AAA)	BAL	.269	60	242	41	65	17	3	6	19	22	39	12	0	.333	.438	.771
2019	BALTIMORE ORIOLES (AL)	BAL	.094	22	64	7	6	0	2	0	4	4	14	1	0	.181	.156	.337
	Bowie Baysox (AA)	BAL	.271	51	199	35	54	11	0	5	18	22	31	20	3	.341	.402	.743
	Norfolk Tides (AAA)	BAL	.205	66	268	40	55	8	2	5	24	25	51	13	4	.272	.306	.578
2020	BALTIMORE ORIOLES (AL)	BAL	.271	48	140	16	38	4	3	3	12	8	37	7	2	.315	.407	.723
Major League Totals			.243	128	423	53	103	19	5	8	29	35	100	12	6	.310	.369	.678
Minor League Totals			.265	494	2013	318	533	119	26	51	213	170	341	110	25	.323	.426	.749

Tim Naughton

Timothy Daniel Naughton
RIGHT-HANDED PITCHER

BATS	THROWS	HEIGHT	WEIGHT	DOB	SERVICE TIME
RIGHT	RIGHT	6-3	195	11/14/95	0.000

BORN: **Goldsboro, NC**

RESIDES: **Goldsboro, NC**

HIGH SCHOOL: **Charles B. Aycock High School (Pikeville, NC)**


COLLEGE: **North Carolina State University**

ACQUIRED: **Selected by Baltimore in the 34th round of the 2017 draft**

MLB DEBUT:



@timnaughton2



CAREER HIGHS

STRIKEOUTS	INNINGS	WALKS	HOME RUNS ALLOWED
5, 2x, last: 4/4/19 @ Lexington	3.0, 8/5/18 vs. Charleston	4, 5/20/18 vs. Hagerstown	1, 4x, last: 8/4/19 vs. Portland
RUNS ALLOWED	EARNED RUNS ALLOWED	HITS ALLOWED	PITCHES IN A GAME
6, 4/27/19 vs. Augusta	6, 4/27/19 vs. Augusta	4, 5x, last: 4/27/19 vs. Augusta	57, 6/22/18 vs. Kannapolis

PERSONAL

- Selected by Baltimore in the 34th round of the 2017 First-Year Player Draft from North Carolina State University.
- Walked on to the NC State baseball team as a freshman in 2015, redshirting his first year.
- Pitched in 14 games over two years for the Wolfpack and recorded a 3.00 ERA (5 ER, 15.0 IP). Was named to the 2016 ACC Academic Honor Roll.
- Played collegiate summer ball for the Coastal Plains League's Forest City Owls.
- Attended Charles B. Aycock High School (NC), where he was an honorable mention for Perfect Game's 2014 Atlantic Region.

2019

- Spent majority of the season splitting time with Class-A Delmarva and Class-A Frederick.
- Appeared in 22 games for the Shorebirds, recorded a 3.10 ERA (10 ER, 29.0 IP)...Pitched in 24 games with the Keys, posting a 2.08 ERA (5 ER, 21.2 IP).
- Notched a combined 20 saves (12 with Delmarva and 8 with Frederick).
- Also appeared in one game with Double-A Bowie, on 8/4 against Portland, allowing one earned run in one inning.
- Allowed just one earned run over 13.0 innings at home with Frederick, striking out 15 and walking six.
- Allowed just one earned run over 13.0 road innings with Delmarva, striking out 23 and walking four.
- With Delmarva, limited righties to a .173 average (13-for-75)...Lefties hit .306 (11-for-36).
- Gave up just two earned runs over a 16-outing stretch between 5/15 and 7/3, throwing 18.1 innings and striking out 24.

2018

- Pitched for Class-A Delmarva, making 24 appearances and posting a 3-4 record with a 4.45 ERA (16 ER, 32.1 IP) and five saves.
- Recorded a 2.70 ERA (4 ER, 13.1 IP) in 12 road outings and a 5.68 ERA (12 ER, 19.0 IP) in 12 home appearances.
- Held lefties to a .235 average (16-for-68), though righties hit .317 (20-for-63).
- Limited hitters leading off an inning to a .120 average (3-for-25), but yielded five leadoff walks.
- Did not allow an earned run over seven appearances in June (10.1 IP).
- Struck out a career-high five hitters on 7/9 against Hickory over 2.0 innings...Would later strike out five hitters again on 4/4/19 at Lexington.
- Made longest relief appearance of his career on 8/5 against Charleston, giving up one earned run, striking out four, and taking the loss.

2017

- Played most of his first professional season with the GCL Orioles, making 17 appearances and recording a 3.71 ERA (7 ER, 17.0 IP)...Also made one outing with Class-A Aberdeen, pitching 0.2 hitless innings.
- Allowed just one earned run over the first 10 innings of his career while striking out 13.
- Threw a perfect inning with three strikeouts on 8/4 against GCL Rays.
- Limited right-handed hitters in the Gulf Coast League to a .205 average (8-for-39) with 12 strikeouts.
- Struck out at least one hitter in 14 of 17 GCL outings, striking out multiple hitters on five occasions.
- Did not exceed one inning pitched in any of his 18 total outings.

YR	TEAM	ORG	W-L	ERA	G	GS	CG	SHO	SV	IP	H	R	ER	HR	HB	BB	SO	WHIP	AVG
2017	GCL Orioles (R)	BAL	0-2	3.71	17	0	0	0	7	17.0	16	13	7	1	1	11	21	1.59	.242
	Aberdeen IronBirds (A)	BAL	0-0	0.00	1	0	0	0	0	0.2	0	0	0	0	0	1	0	1.50	.000
2018	Delmarva Shorebirds (A)	BAL	3-4	4.45	24	0	0	0	5	32.1	36	22	16	1	0	22	33	1.79	.275
2019	Delmarva Shorebirds (A)	BAL	3-3	3.10	22	0	0	0	12	29.0	24	14	10	1	4	11	44	1.21	.216
	Frederick Keys (A)	BAL	0-1	2.08	24	0	0	0	8	21.2	23	6	5	0	2	17	30	1.85	.267
	Bowie Baysox (AA)	BAL	0-0	9.00	1	0	0	0	0	1.0	1	1	1	1	0	0	0	1.00	.250
Minor League Totals			6-10	3.45	89	0	0	0	32	101.2	100	56	39	4	7	62	128	1.59	.251

Tyler Nevin

Tyler Joseph Nevin (neh-vinn)

INFIELDER

BATS **RIGHT** THROWS **RIGHT** HEIGHT **6-4** WEIGHT **214** DOB **5/29/97** SERVICE TIME **0.000**

BORN: **Poway, CA**

RESIDES: **Poway, CA**

HIGH SCHOOL: **Poway High School (Poway, CA)**

COLLEGE:

ACQUIRED: **Trade with COL (with a PTBNL) for RHP Mychal Givens, 8/30/20**

MLB DEBUT:



@TylerNevin23



@tylervnevin



CAREER HIGHS

HITS

5, 8/20/17 @ Lexington

RBI

5, 2x, last: 7/13/19 vs. New Hampshire

RUNS

4, 8/20/17 @ Lexington

HOME RUNS

1, several times

STRIKEOUTS

4, 4/30/19 vs. Portland

WALKS

3, 3x, last: 4/28/19 vs. Harrisburg

STOLEN BASES

2, 7/30/19 @ Harrisburg

HITTING STREAK

9 games, 2019

PERSONAL

- ◆ Acquired by Baltimore along with SS Terrin Vavra and PTBNL from the Colorado Rockies in exchange for RHP Mychal Givens on 8/30/20.
- ◆ Originally selected by the Colorado Rockies in the first round (38th overall) of the 2015 MLB June Amateur Draft from Poway High School (CA).
- ◆ Had committed to play at UCLA before signing with the Rockies.
- ◆ Had Tommy John surgery in 2014 and missed all of his junior season.
- ◆ Batted .409/.537/.736 with seven home runs as a senior at Poway HS.
- ◆ His father, Phil Nevin, was a 12-year MLB veteran, playing for Houston (1995), Detroit (1995-97), Anaheim (1998), Texas (2005-06), Chicago-NL (2006) and Minnesota (2006) and is currently the third base coach for the New York Yankees.
- ◆ His brother, Kyle, plays baseball at Baylor University (TX).
- ◆ Spent the 2020 season at the Rockies Alternate Training Site.

RANKING ON ORIOLES TOP PROSPECT LISTS ENTERING 2021

#24 - MLB.com

2019

- ◆ Spent the entire season with Double-A Hartford, where he appeared in a career-high 130 games...Batted .251 (117-for-466) with 13 home runs and 61 RBI.
- ◆ Primarily played first base (98 games), but also played third base (12 games), left field (7 games) and right field (1 game)...Also was the designated hitter in 14 games.
- ◆ Hit safely in a career-high nine-straight games from 6/21-29.
- ◆ Recorded a career-high five RBI on 7/13 vs. New Hampshire, going 2-for-5 with a home run that game.
- ◆ Stole a career-high two bases on 7/30 at Harrisburg...Stole six bases in eight attempts on the season (75%).
- ◆ Recorded a career-high three walks in two games (4/15 vs. Richmond and 4/28 vs. Harrisburg)...Drew multiple walks in nine games on the season.
- ◆ Batted .308 (36-for-117) with 11 doubles, a triple and three home runs with runners in scoring position.
- ◆ Named the Eastern League Player of the Month for August after leading all Eastern League players in home runs (8), RBI (24), slugging percentage (.609), OPS (.972), extra-base hits (19) and total bases (67).
- ◆ Was added to the Rockies 40-man roster on 11/20.

2018

- ◆ Spent the entire season with Class-A Lancaster and batted .328 (124-for-378) with 13 home runs and 62 RBI in 100 games.
- ◆ His .328 batting average ranked second-best in the California League.
- ◆ Batted .359 (85-for-237) with 17 doubles, nine home runs, 44 RBI and 26 walks in the second half of the season.
- ◆ Batted .402 (35-for-87) with eight doubles and four home runs when leading off an inning.
- ◆ Hit .354 (34-for-96) with eight doubles, five home runs and 15 RBI against left-handers.
- ◆ Had a career-high five RBI on 8/3 vs. Rancho Cucamonga (3-for-4, 3 R, 1 2B).
- ◆ Named to the 2018 All-Arizona Fall League Team...Led the AFL in hitting (.426), on-base percentage (.535), slugging (.593) and OPS (1.128).
- ◆ Began the AFL season with a 10-game hitting streak.
- ◆ Was the AFL's only .400 hitter and also finished third in the league with 20 RBI.

2017

- ◆ Spent the majority of the season with Class-A Asheville, other than a brief rehab stint with Class-A Boise.
- ◆ Over two stints with Asheville, batted .305 (91-for-298) with 18 doubles, three triples, seven home runs and 47 RBI in 76 games.
- ◆ Recorded career-highs in hits (5-for-5) and runs scored (4) on 8/20 at Lexington...Reached base safely six times that game and was a home run shy of the cycle (3 singles, 2B, 3B, BB).
- ◆ Stole a career-high 10 bases in 15 attempts (67 %) on the season.
- ◆ Placed in the 7-day disabled list on 5/5...Began a rehab stint with Boise on 6/27 and played six games there before being reassigned to Asheville on 7/6.
- ◆ Named the South Atlantic League Player of the Month for August, after batting .379 (44-for-116) with 10 doubles, three triples, one home run and 23 RBI in 29 games.
- ◆ Also named the SAL Player of the Week for 8/21-27 after batting .500 with six doubles in eight games.
- ◆ Also named the SAL Player of the Week for 8/21-27 after batting .500 with six doubles in eight games.
- ◆ Recorded 24 multi-hit performances, including games with five hits (1), four hits (2) and three hits (7).

2016

- ◆ Appeared in just one rehab game for Class-A Boise after dealing with a hamstring injury.

2015

- ◆ Began his professional career with Rookie-Level Grand Junction as the starting third baseman...Batted .265 (50-for-189) in 53 games.
- ◆ Recorded 15 doubles, which ranked second-most on the team.

YR	TEAM	ORG	AVG	G	AB	R	H	2B	3B	HR	RBI	BB	SO	SB	CS	OBP	SLG	OPS
2015	Grand Junction Rockies (R)	COL	.265	53	189	29	50	15	1	2	18	29	42	3	7	.368	.386	.754
2016	Boise Hawks (A)	COL	1.000	1	1	1	1	1	0	0	0	0	0	0	0	1.000	2.000	3.000
2017	Boise Hawks (A)	COL	.233	6	30	4	7	3	0	1	5	0	9	0	1	.233	.433	.667
	Asheville Tourists (A)	COL	.305	76	298	45	91	18	3	7	47	27	56	10	5	.364	.456	.821
2018	Lancaster JetHawks (A)	COL	.328	100	378	59	124	25	1	13	62	34	77	4	3	.386	.503	.889
2019	Hartford Yard Goats (AA)	COL	.251	130	466	60	117	26	2	13	61	65	90	6	2	.345	.399	.744
Minor League Totals			.286	366	1362	198	390	88	7	36	193	155	274	23	18	.362	.441	.802

TJ Nichting

Timothy J. Nichting
OUTFIELDER

BATS BOTH THROWS RIGHT HEIGHT 5-11 WEIGHT 185 DOB 1/13/95 SERVICE TIME 0.000

BORN: Hamilton, OH

RESIDES: Charlotte, NC

HIGH SCHOOL: Badin High School (Hamilton, OH)

COLLEGE: University of North Carolina at Charlotte

ACQUIRED: Selected by Baltimore in the ninth round of the 2017 draft

MLB DEBUT:



@TJNichting



@tjnichting



CAREER HIGHS

HITS

4, 3x, last: 5/18/19 vs Erie

RBI

4, 9/2/18 vs Myrtle Beach

RUNS

3, 5/8/19 @ Altoona

HOME RUNS

1, multiple times

STRIKEOUTS

3, 7/4/19 vs Harrisburg

WALKS

3, 7/5/17 vs Lowell

STOLEN BASES

2, 2x, last: 7/31/19 vs Reading

HITTING STREAK

13 games, 2017

PERSONAL

- Selected by Baltimore in the ninth round of the 2017 draft.
- Attended the University of North Carolina at Charlotte, where he was selected as First Team Conference USA during his senior year in 2017. Finished his career with 66 doubles for the 49ers, the third-most in program history. Was NCSIA All-State Second Team during his junior year, and was named to the Conference USA All-Freshman Team in 2014.
- Was a teammate of fellow O's farmhand OF Zach Jarrett at UNC-Charlotte. Jarrett was also chosen by the Orioles in the 2017 draft (selected in the 28th round).
- Named a 2014 Great Lakes Summer Collegiate League All-Star. Played for Hamilton Joes.
- Graduated from Badin High School in Hamilton, OH. Was an All-State performer and was named the Greater Catholic League Player of the Year in 2013. Academically, was selected as the school's Business and Technology Student of the Year.
- Notable alumni from Badin High School include 2009 NL Manager of the Year Jim Tracy and 1979 World Series Champion Kent Tekulve.
- Played in the 2007 Little League World Series for Hamilton, OH, which was coached by his father, Tim. Tim has coached in four Little League World Series for Hamilton: 1991, 1993, 2007 and 2010. The 1991 team included former NFL quarterback Chad Pennington.

2019

- Spent year with Double-A Bowie, hitting .256 with six home runs and 34 RBI in 105 games.
- Ranked among qualifying Bowie leaders in average (2nd, .256) and slugging (4th, .375).
- Set a career-high with four hits, 5/18 vs. Erie. Finished a home run short of the cycle.
- Registered 23 multi-hit contests, including four games with three hits or more.
- Set a career-best with three runs scored, 5/8 at Altoona.
- Batted .305 (57-187) with two home runs and 19 RBI in 55 home games for Bowie.
- Made just error in the outfield over 773.1 innings and 202 total chances. Registered seven outfield assists.
- Went 8-for-12 (.667 average) over a three-game set vs. Erie, 5/16 - 5/19.
- Appeared in eight games for Surprise in the Arizona Fall League, batting .273 (6-22).

2018

- Split the year between Class-A Delmarva and Class-A Frederick, combining to hit .274 with 36 doubles, five home runs and 52 RBI in 133 games.
- Led Orioles minor leaguers with 36 doubles. Also ranked among O's farmhands in hits (5th, 137), extra-base hits (7th, 42), total bases (8th, 190) and runs (12th, 62).
- Registered 38 multi-hit games between the two levels, including 24 at Frederick.
- Began the year with Delmarva, hitting .326 with 10 doubles and 20 RBI in 36 games. Hit safely in 28 of his 36 games in the South Atlantic League.
- Finished a home run shy of hitting for the cycle, 4/17 at Hagerstown.
- Put together a 10-game hitting streak from 4/13 - 4/23.
- Hit .397 (25-63) with seven doubles and 12 RBI in 15 road games with Delmarva.
- Assigned to Frederick on 5/15 and spent the rest of the season with the Keys.
- Had two four-hit games with the Keys: 5/23 vs. Salem and 6/28 vs. Winston-Salem.
- Batted .311 (28-90) with eight doubles, nine RBI and a .347 OBP in June.
- Played all three outfield positions with the Keys and committed just one error in 224 total chances. Also registered 10 outfield assists.
- Hit a walk-off, 10th inning grand slam in an 8-4 win, 9/2 vs. Myrtle Beach. The four RBI established a new career-high.

- Appeared in 62 games in first professional season with Single-A Aberdeen. Batted .271 with 12 doubles, three home runs and 35 RBI.
- Named New York-Penn League Player of the Week on 8/27 after recording nine hits in the previous six games. Also totaled two doubles, a triple and two home runs in that span.
- Led the IronBirds in RBI(35) and hits (65). Also ranked among team leaders in home runs (T-2nd, 3), total bases (2nd, 90), doubles (3rd, 12) and extra-base hits (3rd, 17).
- Recorded first hit on 6/30 vs Brooklyn and had a hit in the next nine games.
- Set a career high with a 13-game hitting streak from 7/27 to 8/9. Seven of those 13 games were multi-hit games, and he registered three doubles over the streak.
- Hit first professional home run on 7/31 vs Brooklyn, a three-run shot.
- Batted .314 with 19 RBI in 29 home games with the IronBirds.



TJ NICHTING hit .256 over 105 games with Double-A Bowie in 2019. He also paced Orioles minor leaguers with 36 doubles during the 2018 campaign. (Michael R. Smith/The Prince George's Sentinel)

YR	TEAM	ORG	AVG	G	AB	R	H	2B	3B	HR	RBI	BB	SO	SB	CS	OBP	SLG	OPS
2017	Aberdeen IronBirds (A)	BAL	.271	62	240	27	65	12	2	3	35	10	39	13	4	.307	.375	.682
2018	Delmarva Shorebirds (A)	BAL	.326	36	144	21	47	10	1	1	20	7	25	1	3	.359	.431	.790
	Frederick Keys (A)	BAL	.253	97	356	41	90	26	0	4	32	13	56	4	7	.279	.360	.638
2019	Bowie Baysox (AA)	BAL	.256	105	352	40	90	18	3	6	34	16	70	7	2	.293	.375	.668
Minor League Totals			.267	300	1092	129	292	66	6	14	121	46	190	25	16	.300	.377	.678

Ofelky Peralta

Ofelky (Reynoso) Peralta
RIGHT-HANDED PITCHER

BATS **RIGHT** THROWS **RIGHT** HEIGHT **6-5** WEIGHT **195** DOB **4/20/97** SERVICE TIME **0.000**

BORN: **Bonao, DR**

HIGH SCHOOL:

COLLEGE:

ACQUIRED: **Signed by Baltimore as non-drafted free agent, 9/7/13**

MLB DEBUT:

RESIDES: **Bonao, DR**



@ofelky_zz



CAREER HIGHS

STRIKEOUTS	INNINGS	WALKS	HOME RUNS ALLOWED
11, 4/15/19 vs. Kannapolis	6.0, several times	7, 2x, last: 5/5/18 @ Lynchburg	2, 6x, last: 8/2/19 @ Down East
RUNS ALLOWED	EARNED RUNS ALLOWED	HITS ALLOWED	PITCHES IN A GAME
8, 3x, last: 6/20/19 @ Greensboro	7, 7/12/17 @ Buies Creek	10, 2x, last: 7/7/19 @ Winston-Salem	104, 6/10/18 @ Wilmington

PERSONAL

- ♦ Signed by Baltimore as an international free agent, 9/7/13 from the Dominican Republic.
- ♦ His birthplace of Bonao, DR is also the birthplace of Orioles catcher Pedro Severino.
- ♦ Participated in the Orioles Fall Instructional League camp at the Ed Smith Stadium complex in Sarasota, Florida in 2020.

2019

- ♦ Split the season between Class-A Delmarva and Class-A Frederick.
- ♦ Appeared in 15 games (14 starts) with Delmarva to start the season, going 6-2 with one save, a 3.03 ERA (23 ER, 68.1 IP) and 79 strikeouts.
- ♦ Was named a South Atlantic League Mid-Season All-Star.
- ♦ His only relief outing with Delmarva was his first outing of the season on 4/5 at Lexington, earning the save after tossing 1.0 perfect inning in the ninth with two strikeouts...Was his first career save.
- ♦ Struck out a career-high 11 batters in his start on 4/15 vs. Kannapolis, taking a no-decision (6.0 IP, 3 H, 2 R/1 ER, 1 BB).
- ♦ Posted a 1.51 ERA (7 ER, 41.2 IP) with 55 strikeouts and a .158 (22-for-139) average against over his first nine appearances of the season (eight starts) with Delmarva.
- ♦ Was 2-2 with a 2.40 ERA (9 ER, 30.0 IP) in his six starts at home for Delmarva.
- ♦ Held opponents to a .206 (51-for-247) batting average on the season with Delmarva, with right-handed batters hitting just .156 (25-for-160) against him.
- ♦ Assigned to Frederick on 7/7 where he spent the rest of the season, going 3-3 with a 5.48 ERA (29 ER, 47.2 IP) and 40 strikeouts in 10 appearances (nine starts).
- ♦ Posted a 3.08 ERA (9 ER, 26.1 IP) with a .178 (16-for-90) average against over his final five outings of the season (four starts) with Frederick...In his first five starts with Frederick, he had a 8.44 ERA (20 ER, 21.1 IP) and .385 (35-for-91) average against.
- ♦ Tossed 6.0 scoreless innings in three different starts during the month of August, including back-to-back starts on 8/9 vs. Down East (3 H, 3 BB, 6 K) and 8/15 at Salem (2 H, 3 BB, 3 K).
- ♦ Finished the season as the No. 24 Orioles prospect, according to *Baseball America*.

2018

- ♦ Spent the entire season with Class-A Frederick and made 12 starts.
- ♦ Posted a 1.29 ERA (2 ER, 14.0 IP) with a .184 (9-for-49) average against over his first three starts of the season from 4/10-22.
- ♦ Was placed on the seven-day disabled list on 6/21 with a right elbow strain and missed the rest of the season.
- ♦ Threw a career-high 104 pitches (63 strikes) in his start on 6/10 at Wilmington, earning the win (5.0 IP, 3 H, 1 ER, 3 BB, 4 K).

2017

- ♦ Entered the season ranked as the No. 12 Orioles prospect, according to *Baseball America*.
- ♦ Spent the entire season with Class-A Frederick and made 26 starts.
- ♦ His 26 starts were tied for the third-most among Carolina League pitchers.
- ♦ His 86 walks were most in the Carolina League.
- ♦ Posted a 3.60 ERA (10 ER, 25.0 IP) over five starts during the month of July.
- ♦ Held opponents to a .237 (37-for-156) average with runners in scoring position.

2016

- ♦ Entered the season ranked as the Orioles No. 17 prospect according to *Baseball America*, and the No. 19 prospect according to *MLB.com*.
- ♦ Spent the entire season with Class-A Delmarva, going 8-5 with a 4.01 ERA (46 ER, 103.1 IP) and a single-season high 101 strikeouts in 23 starts.
- ♦ Selected as the Orioles Minor League Pitcher of the Month for July after going 3-0 with a 2.57 ERA and 21 strikeouts in four starts.
- ♦ Named the South Atlantic League Pitcher of the Week for 7/4-10 after tossing a 5.0-inning no-hitter on 7/8 vs. Hagerstown (W, 1 BB, 8 K), the first shutout of his professional career.

2015

- ♦ Spent the entire season with the GCL Orioles, where he pitched in 11 games (10 starts).
- ♦ Held opponents to a .202 (20-for-99) batting average, with right-handed batters hitting just .167 (8-for-48) against him.
- ♦ Posted a 2.08 ERA (3 ER, 13.0 IP) in five games (four starts) at home.
- ♦ Tossed 3.0 hitless innings in his start on 7/2 vs. GCL Red Sox and struck out a season-high seven batters (1 HB).

2014

- ♦ Began his professional career with the DSL Orioles at age 17.
- ♦ Made his pro debut on 6/3 vs. DSL Mariners, taking a no-decision after allowing just one earned run over 3.2 innings (2 H, 1 K, 1 HB).
- ♦ Tossed 3.0 hitless innings in his second start on 6/12 vs. DSL Rockies (1 ER, 4 BB, 1K)...Also did not allow a hit in his start on 8/11 vs. DSL Red Sox (4.0 IP, 0 R, 5 BB, 5 K).



OFELKY PERALTA was named a South Atlantic League Mid-Season All-Star in 2019 with Delmarva, going 6-2 with one save, a 3.03 ERA and 79 strikeouts. (Justin Odendhal/Delmarva Now)

YR	TEAM	ORG	W-L	ERA	G	GS	CG	SHO	SV	IP	H	R	ER	HR	HB	BB	SO	WHIP	AVG
2014	DSL Orioles (R)	BAL	0-4	3.12	11	11	0	0	0	43.1	28	20	15	0	4	37	33	1.50	.187
2015	GCL Orioles (R)	BAL	0-2	5.61	11	10	0	0	0	25.2	20	20	16	0	4	19	31	1.52	.202
2016	Delmarva Shorebirds (A)	BAL	8-5	4.01	23	23	1	1	0	103.1	87	53	46	3	7	60	101	1.42	.230
2017	Frederick Keys (A)	BAL	2-10	5.42	26	26	0	0	0	104.2	109	71	63	8	12	86	95	1.86	.269
2018	Frederick Keys (A)	BAL	3-6	6.22	12	12	1	0	0	50.2	52	43	35	6	3	38	33	1.78	.265
2019	Delmarva Shorebirds (A)	BAL	6-2	3.03	15	14	0	0	1	68.1	51	26	23	4	4	33	79	1.23	.206
	Frederick Keys (A)	BAL	3-3	5.48	10	9	0	0	0	47.2	51	29	29	6	2	26	40	1.62	.282
Minor League Totals			22-32	4.6	108	105	2	1	1	443.2	398	262	227	27	36	299	412	1.57	.240

Evan Phillips

Evan John Phillips

RIGHT-HANDED PITCHER

BATS **RIGHT** THROWS **RIGHT** HEIGHT **6-2** WEIGHT **215** DOB **9/11/94** SERVICE TIME **1.083**

BORN: **Salisbury, MD**

RESIDES: **Clayton, NC**

HIGH SCHOOL: **Clayton High School (Clayton, NC)**

COLLEGE: **University of North Carolina at Wilmington**

ACQUIRED: **Trade with ATL (with 3 others) for RHPs Kevin Gausman & Darren O'Day, 7/31/18**

MLB DEBUT: **For ATL on 7/3/18 vs NYY (2.1 IP, 1 H, 2 ER, 2 BB, 1 K)**



@EvanPhillips36



@evan_phillips33



CAREER HIGHS

STRIKEOUTS	INNINGS	WALKS	HOME RUNS ALLOWED
6, 2x, last: 5/17/18 @ Colorado	3.0, 7x, last: 4/9/19 vs Oakland	4, 3x, last: 8/16/20 vs. Washington	2, 2x, last: 7/8/18 @ Milwaukee
RUNS ALLOWED	EARNED RUNS ALLOWED	HITS ALLOWED	PITCHES IN A GAME
6, 4/13/17 @ Tennessee	6, 4/13/17 @ Tennessee	5, 3x, last: 7/24/19 @ Rochester	58, 7/25/17 @ Lehigh Valley

PERSONAL

- ◆ Acquired by Baltimore from Atlanta, along with C Brett Cumberland, IF Jean Encarnacion and LHP Bruce Zimmerman, in exchange for RHPs Kevin Gausman & Darren O'Day, 7/31/18.
- ◆ Originally selected by Atlanta in the 17th round of the 2015. Was chosen by Kansas City in the 33rd round of the 2012 draft but did not sign.
- ◆ Attended the University of North Carolina at Wilmington, where he earned CAA All-Tournament honors during his junior season. Notable alumni from UNCW include University of Kentucky basketball coach John Calipari and former Tides RHP Jason Roach.
- ◆ Attended Clayton High School (NC), which also produced All-Star RHP Chris Archer.
- ◆ Born in Salisbury, MD, which is approximately halfway between Harbor Park and Oriole Park at Camden Yards.

2020

- ◆ Made 14 relief appearances across four different stints with the Orioles, posting a 5.02 ERA (8 ER, 14.1 IP) with 20 K.
- ◆ Appeared on his first career Opening Day roster.
- ◆ Did not allow a run in nine-straight appearances from 8/8-9/19, working 9.2 innings with seven hits, six walks and 15 strikeouts during that stretch.
- ◆ Placed on the 10-day IL on 9/23 (right elbow inflammation), ending his season.
- ◆ His 12.56 SO/9 ratio ranked as the third-highest among Orioles pitchers with at least 10.0 innings pitched.
- ◆ Struck out multiple batters in six of his 14 appearances.
- ◆ Held opposing left-handed batters to a .158 (3-for-19) average against.

2019

- ◆ Split the year between Baltimore and Norfolk. Went 0-1 with a 6.43 ERA in 25 games with the Orioles and 1-2 with a 3.86 ERA in 27 appearances with the Tides.
- ◆ Had eight different stints with the Orioles during the season.
- ◆ 12 of his 25 appearances with Baltimore were scoreless.
- ◆ Averaged 12.86 strikeouts per nine IP with Baltimore (40 strikeouts in 28.0 innings).
- ◆ Did not allow an earned run in 18 of his 27 relief outings with Norfolk.
- ◆ Set a career-high with 3.0 innings pitched, 4/9 vs. Oakland. (3.0 IP, 1 H, 1 BB, 0 R, 4 K).
- ◆ Major League batters hit just .100 (2-20) against him when leading off the inning.
- ◆ Posted a 0.73 ERA (1 ER, 12.1 IP) with 15 strikeouts in seven games for Norfolk in August.
- ◆ His 27 appearances ranked fifth among Tides relievers.
- ◆ Went 1-0 with a 2.11 ERA (5 ER, 21.1 IP) in 13 games for Norfolk after the All-Star break.
- ◆ Held International League left-handers to a .161 average (9-56) with 11 strikeouts.

2018

- ◆ Began year with Triple-A Gwinnett, going 4-4 with eight saves and a 1.99 ERA in 31 games.
- ◆ Struck out 59 batters in 40.2 innings with Gwinnett.
- ◆ Did not allow an earned run in 27 of 31 outings on the season with the Stripers.
- ◆ Recorded a career-high six strikeouts in 2.0 hitless innings of relief, 5/17 at Columbus.
- ◆ Held opposing hitters to a .199 batting average on the season with Gwinnett.
- ◆ Had his contract selected by Atlanta on 6/24, but did not appear in a game before being optioned to Gwinnett on 6/25. Recalled again on 7/2 and made his MLB debut on 7/3 at Yankee Stadium, allowing two runs on one hit over 2.1 innings (matching a career-high).
- ◆ Appeared in four games with Atlanta before being traded to Baltimore on 7/31.
- ◆ Made his Orioles debut on 8/3 at Texas by striking out three over 2.0 perfect innings of relief. He became the 25th Maryland-born player to appear in a game for the Orioles.
- ◆ Appeared in eight games with Norfolk, posting a 3.38 ERA while limiting International League batters to a .158 average (6-38). Allowed one hit or less in seven of his eight outings.

2017

- ◆ Made 40 combined appearances between Double-A Mississippi and Triple-A Gwinnett.
- ◆ Started the season with Mississippi before being called up to Gwinnett, 5/30.
- ◆ Did not allow a run in final five outings with Mississippi (7.2 IP, 6 H, 10 SO).
- ◆ Recorded a 0.79 ERA in June and had seven consecutive scoreless outings from 6/4 - 6/25.
- ◆ Posted a 3.44 ERA in 16 road games with Gwinnett (18.1 IP, 16 H, 14 SO).
- ◆ Had a 2.57 ERA in 12 games before the All-Star break.

2016

- ◆ Split the season between Class-A Carolina and Double-A Mississippi, combining to go 8-4 with a 3.02 ERA and 62 strikeouts in 43 appearances between the clubs.
- ◆ Recorded 10 saves on the year, which ranked 2nd among Atlanta minor leaguers.
- ◆ Started the season with Carolina and posted a 1.27 ERA in 21 appearances.
- ◆ Named a Carolina League Midseason All-Star after posting a 2-1 record with eight saves and a 0.99 ERA in 20 games in the first half of the season.
- ◆ Assigned to Double-A Mississippi, 6/28, appearing in 22 games for the Braves.
- ◆ Named an Arizona Fall League Rising Star following the season.

2015

- ◆ Split first professional season between Rookie-Level Danville and Class-A Rome, going 2-3 with a 2.73 ERA between the two clubs.
- ◆ Pitched 2.0 scoreless innings of relief in professional debut, 6/25 at Pulaski.
- ◆ Went 1-1 with a 0.68 ERA in six appearances with Danville before joining Rome on 7/22.
- ◆ Struck out 37 batters in 29.2 innings for a 11.2 K/9 ratio, the fifth-highest mark among Braves Minor League pitchers.

YR	TEAM	ORG	W-L	ERA	G	GS	CG	SHO	SV	IP	H	R	ER	HR	HB	BB	SO	WHIP	AVG
2015	Rome Braves (A)	ATL	1-2	4.41	12	0	0	0	2	16.1	13	9	8	1	2	8	20	1.29	.228
	Danville Braves (R)	ATL	1-1	0.68	6	0	0	0	0	13.1	8	1	1	1	0	4	17	0.90	.178
2016	Mississippi Braves (AA)	ATL	6-3	4.46	22	0	0	0	2	34.1	33	21	17	2	1	16	43	1.43	.262
	Carolina Mudcats (A)	ATL	2-1	1.27	21	0	0	0	8	28.1	18	6	4	0	1	8	19	0.92	.180
2017	Mississippi Braves (AA)	ATL	1-1	8.14	15	0	0	0	1	21.0	22	19	19	5	1	11	24	1.57	.278
	Gwinnett Braves (AAA)	ATL	2-3	4.75	25	1	0	0	2	30.1	30	17	16	1	3	23	29	1.75	.268
2018	BALTIMORE ORIOLES (AL)	BAL	0-1	18.56	5	1	0	0	0	5.1	7	13	11	2	1	6	5	2.44	.304
	ATLANTA BRAVES (NL)	ATL	0-0	8.53	4	0	0	0	0	6.1	6	6	6	3	0	4	3	1.58	.240
	Gwinnett Stripers (AAA)	ATL	4-4	1.99	31	0	0	0	8	40.2	28	12	9	1	4	14	59	1.03	.199
	Norfolk Tides (AAA)	BAL	0-2	3.38	8	0	0	0	0	10.2	6	4	4	1	0	3	13	0.84	.158
2019	BALTIMORE ORIOLES (AL)	BAL	0-1	6.43	25	0	0	0	0	28.0	32	20	20	2	5	20	40	1.86	.286
	Norfolk Tides (AAA)	BAL	1-2	3.86	27	0	0	0	1	39.2	35	18	17	2	3	17	44	1.31	.233
2020	BALTIMORE ORIOLES (AL)	BAL	1-1	5.02	14	0	0	0	0	14.1	14	8	8	1	3	10	20	1.67	.250
Major League Totals			1-3	7.50	48	1	0	0	0	54.0	59	47	45	8	9	40	68	1.83	.273
Minor League Totals			18-19	3.64	167	1	0	0	24	234.2	193	107	95	14	15	104	268	1.27	.228

Rickey Ramirez

Rickey Mark Ramirez

RIGHT-HANDED PITCHER

BATS **RIGHT** THROWS **RIGHT** HEIGHT **6-0** WEIGHT **168** DOB **10/20/96** SERVICE TIME **0.000**

BORN: **Walnut Creek, CA**

RESIDES: **Marysville, CA**

HIGH SCHOOL: **River Valley High School (Yuba City, CA)**

COLLEGE: **Fresno State University**

ACQUIRED: **Selected from MIN in the Triple-A phase of the 2020 Rule 5 Draft**

MLB DEBUT:



CAREER HIGHS

STRIKEOUTS

6, 5/6/19 @ Charlotte

INNINGS

3.2, 7/12/17 @ Burlington

WALKS

5, 8/20/17 vs. Johnson City

HOME RUNS ALLOWED

1, 4x, last: 7/15/19 vs. Lancaster

RUNS ALLOWED

4, 5x, last: 8/21/19 @ Clinton

EARNED RUNS ALLOWED

4, 5x, last: 8/21/19 @ Clinton

HITS ALLOWED

5, 2x, last: 8/21/19 @ Clinton

PITCHES IN A GAME

49, 8/20/17 vs. Johnson City

PERSONAL

- ◆ Acquired by Baltimore from Minnesota in the Triple-A phase of the Rule 5 Draft, 12/10/20.
- ◆ Was originally selected by the Minnesota Twins in the 15th round of the 2017 MLB June Amateur Drafty from Fresno State University.
- ◆ Attended River Valley High School in Yuba City, CA, where he was a All-Tri County League player his junior and senior season and was also named All-Area both years...Led his team to a 20-win season during his senior year, going 9-2 with a 1.15 ERA and 96 strikeouts.

2019


- ◆ Split the season between Class-A Fort Myers and Class-A Cedar Rapids, along with a rehab assignment with the GCL Twins.
- ◆ Started the season with Fort Myers, going 1-1 with one save and a 8.03 ERA (11 ER, 12.1 IP) in eight relief appearances.
- ◆ Struck out a career-high six batters in his second outing of the season on 5/6 at Charlotte, tossing 2.1 hitless innings in relief.
- ◆ Was placed on the IL on 5/29 with lumbar back spasms.
- ◆ Began a rehab assignment with the GCL Twins on 6/28...Made two rehab appearances in relief on 6/28 at GCL Red Sox (1.0 IP, 1 H, 0 R, 2 K) and 7/2 at GCL Rays (2.0 IP, 1 H, 0 R, 3 K).
- ◆ Was activated from the Injured List on 7/5 and made two more appearances with Fort Myers before being assigned to Cedar Rapids on 7/9.
- ◆ Went 1-1 with five saves and a 2.30 ERA (7 ER, 27.1 IP) in 16 relief outings for Cedar Rapids.
- ◆ Did not allow an earned run in seven-straight outings from 7/18-8/8 (11.0 IP), recording four saves, 15 strikeouts and a .190 (8-for-42) average against over that span.
- ◆ Recorded six-out saves in back-to-back appearances on 7/20 and 7/24.
- ◆ Limited right-handed batters to a .125 (8-for-64) average with Cedar Rapids.
- ◆ Allowed just one home run all season (189 total batters faced)...Has allowed just four home runs in his professional career (99.1 IP, 428 TBF).

2018

- ◆ Split the season between Class-A Cedar Rapids and Rookie-level Elizabethton.
- ◆ Started the year with Cedar Rapids and went 0-3 with a 5.75 ERA (13 ER, 20.1 IP) across two stints.
- ◆ Was assigned to Elizabethton on 5/5 and made five relief appearances there, going 2-0 with one save and did not allow a hit in 7.0 combined scoreless innings.
- ◆ Retired 22 of 24 batters faced with Elizabethton with nine strikeouts (2 BB).
- ◆ Was reassigned to Cedar Rapids on 7/5 and spent the rest of the season there.
- ◆ Held right-handed batters to a .189 (10-for-53) average with Cedar Rapids on the year.
- ◆ Allowed a career-high four earned runs in 0.1 innings of relief on 8/5 vs. Beloit.

2017

- ◆ Began his professional career with Rookie-Level Elizabethton.
- ◆ Spent the whole season with Elizabethton, recording two saves in 15 relief outings (5.52 ERA, 18 ER/29.1 IP, 13 BB, 21 K).
- ◆ Made his pro debut on 6/30 at Kingsport, tossing 2.0 innings of relief (2 H, 2 ER, 2 BB, 2 K).



RICKEY RAMIREZ spent most of the 2019 season with Class-A Cedar Rapids in the Twins organization, going 1-1 with five saves and a 2.30 ERA in 16 relief appearances. (Hannah Schroeder/The Gazette)

YR	TEAM	ORG	W-L	ERA	G	GS	CG	SHO	SV	IP	H	R	ER	HR	HB	BB	SO	WHIP	AVG
2017	Elizabethton Twins (R)	MIN	0-0	5.52	15	0	0	0	2	29.1	26	21	18	2	2	13	21	1.33	.234
2018	Elizabethton Twins (R)	MIN	2-0	0.00	5	0	0	0	1	7.0	0	0	0	0	0	2	9	0.29	.000
	Cedar Rapids Kernels (A)	MIN	0-3	5.75	14	0	0	0	2	20.1	23	13	13	1	1	9	18	1.57	.291
2019	GCL Twins (R)	MIN	0-0	0.00	2	0	0	0	0	3.0	2	0	0	0	0	1	5	1.00	.182
	Cedar Rapids Kernels (A)	MIN	1-1	2.30	16	0	0	0	5	27.1	22	8	7	1	2	11	28	1.21	.216
	Fort Myers Miracle (A)	MIN	1-1	8.03	8	0	0	0	1	12.1	15	12	11	0	3	6	17	1.70	.300
Minor League Totals			4-5	4.44	60	0	0	0	11	99.1	88	54	49	4	8	42	98	1.31	.235

Ryan Ripken

Ryan Ripken
INFILDER

BATS **LEFT** THROWS **LEFT** HEIGHT **6-6** WEIGHT **205** DOB **8/26/93** SERVICE TIME **0.000**

BORN: **Hunt Valley, MD**

RESIDES: **Reisterstown, MD**

HIGH SCHOOL: **The Gilman School (Baltimore, MD)**

COLLEGE: **Indian River Community College (Fort Pierce, FL)**

ACQUIRED: **Signed by Baltimore as MiLB free agent, 3/31/17**

MLB DEBUT:



CAREER HIGHS

HITS
4, 2x, last: 8/12/17 vs West Virginia

RBI
5, 5/30/18 @ Kannapolis

RUNS
3, 2x, last: 6/25/19 @ Lynchburg

HOME RUNS
1, multiple times

STRIKEOUTS
4, 4/8/19 vs Fayetteville

WALKS
3, 6/20/16 vs Mahoning Valley

STOLEN BASES
2, 8/1/17 vs Brooklyn

HITTING STREAK
14 games, 2017

PERSONAL

- ◆ Signed by Baltimore as a minor league free agent, 3/31/17.
- ◆ Originally selected by Washington in the 15th round of the 2014 draft. Was also chosen by Baltimore in the 20th round of the 2012 draft, but did not sign.
- ◆ Attended the University of South Carolina for one year but did not play before transferring to Indian River Community College in Fort Pierce, FL. Other IRCC alumni include former Orioles Steve Pearce, Luke Scott and Mark Worrell, as well as former Tide OF Ángel Pagán.
- ◆ Attended The Gilman School in Baltimore, where he was named a Maryland Interscholastic Athletic Association All-Star during a senior year that saw him hit .377 while posting a 2.30 ERA on the mound. He also led the Greyhounds' basketball team to the MIAA B Conference title his senior year and scored more than 1,000 career points.
- ◆ Other notable alumni from The Gilman School include Executive Vice President of the Orioles John P. Angelos and President and CEO of the Toronto Blue Jays, Mark Shapiro.
- ◆ Son of Hall of Famer Cal Ripken Jr., a 19-time All-Star who set the Major League record with 2,632 consecutive games played. Cal was inducted into the Orioles Hall of Fame and had his number 8 retired in 2003, while he was elected into the Baseball HOF in 2007.
- ◆ His grandfather, Cal Ripken Sr., spent 36 years in the Orioles organization as a coach, manager, player and scout. In 1987 he served as manager of the Orioles and became the first father to manage two sons simultaneously in the majors - Cal Jr. and Billy Ripken. Billy had a 12-year MLB career and is currently an analyst for MLB Network.

2019

- ◆ Split year between Class-A Frederick and Double-A Bowie, combining to hit .276 with six home runs, 15 doubles and 33 RBI in 78 games between the two clubs.
- ◆ Named an Orioles Organizational All-Star (as designated hitter).
- ◆ Opened year with Frederick, where he hit .273 with five home runs and 24 RBI in 48 games.
- ◆ Spent nearly a month on Frederick's Injured List with an oblique injury (4/18 - 5/20).
- ◆ Batted .292 (21-72) with three home runs and nine RBI over 20 games in June.
- ◆ Registered four straight multi-hit games, 6/23 - 6/26.
- ◆ Recorded a hit in eight of his final 10 games with the Keys before being transferred to Bowie on 7/16. Spent the remainder of the year with the Baysox, batting .282 in 30 games.
- ◆ Hit .345 (10-29) in his first nine games with Bowie, registering three doubles and four RBI.
- ◆ Batted .323 (20-62) with a homer and eight RBI in 17 home games with Bowie.

2018

- ◆ Spent year with Delmarva, hitting .244 with seven home runs and 44 RBI in 106 games.
- ◆ Ranked 5th on the Shorebirds in average (.244), OBP (.281), hits (97) and home runs (7).
- ◆ Registered a career-high 44 RBI, a total that tied for 20th among O's minor leaguers.
- ◆ Recorded 24 multi-hit games, including five different three-hit contests.
- ◆ Hit a first inning grand slam and set a career-high with five RBI, 5/30 at Kannapolis.
- ◆ Hit .296 in home contests, compared to just a .188 average in road games.
- ◆ Batted .303 (20-66) with eight RBI and a .352 OBP over 19 games in April.
- ◆ Had a season-long eight-game hitting streak, 7/6 - 7/15.
- ◆ Batted .417 (5-12) with a double and six RBI in extra innings.

2017

- ◆ Spent the season with Class-A Aberdeen, batting .287 with three home runs and 24 RBI.
- ◆ Played his home games at Ripken Stadium, which was named after his father, Cal.
- ◆ Ranked among team leaders in hits (5th, 54), RBI (5th, 24) and total bases (T-5th, 71).
- ◆ Hit .314 with four doubles, two home runs and 12 RBI in the month of August.
- ◆ Totaled a season-high four hits in five at bats with three RBI on 8/12 vs West Virginia.
- ◆ Set a career high with two stolen bases on 8/1 vs Brooklyn. Also added two hits.
- ◆ Put together a career-best 14-game hitting streak from 6/29 - 7/18. Stretch included five multi-hit games.
- ◆ Hit first home run with the O's organization on 6/29 vs Brooklyn, a two-run home run.

2016

- ◆ Split season between Class-A Hagerstown and Class-A Auburn in the Nats organization. Combined to hit .201 with 13 doubles and 34 RBI in 101 games.
- ◆ Opened year with Hagerstown, hitting .190 in 43 games. Transferred to Auburn when New York-Penn League play started, hitting .209 in 58 games with the Doubledays.
- ◆ Set a career-high with four hits, 7/22 at State College.
- ◆ Drew a career-high three walks, 6/20 vs. Mahoning Valley.
- ◆ Set a season-high with four RBI, 4/19 at Lakewood.

2015

- ◆ Played in 28 games for the GCL Nationals, batting .250 with 23 hits and eight RBI.
- ◆ Finished tied for third on the team in doubles (6th) and extra-base hits (9).

2014

- ◆ In first professional season, batted .157 with eight hits in 16 games with GCL Nationals.
- ◆ Registered first professional hit, a double on 6/25 at GCL Cardinals.



RYAN RIPKEN was named as the designated hitter on the Orioles Organizational All-Star Team by MiLB.com in 2019. (Michael R. Smith/The Prince George's Sentinel)

YR	TEAM	ORG	AVG	G	AB	R	H	2B	3B	HR	RBI	BB	SO	SB	CS	OBP	SLG	OPS
2014	GCL Nationals (R)	WAS	.157	16	51	5	8	1	0	1	6	4	10	0	0	.218	.235	.453
2015	GCL Nationals (R)	WAS	.250	28	92	4	23	6	2	1	8	5	15	0	1	.296	.391	.687
2016	Hagerstown Suns (A)	WAS	.190	43	163	10	31	5	0	1	21	5	38	0	0	.212	.239	.451
	Auburn Doubledays (A)	WAS	.209	58	211	11	44	8	2	0	13	15	35	1	0	.262	.265	.527
2017	Aberdeen IronBirds (A)	BAL	.287	51	188	14	54	8	0	3	24	9	54	2	2	.323	.378	.701
2018	Delmarva Shorebirds (A)	BAL	.244	106	398	38	97	12	0	7	44	20	77	0	0	.281	.327	.608
2019	Bowie Baysox (AA)	BAL	.282	30	103	6	29	5	1	1	9	4	24	0	0	.315	.379	.693
	Frederick Keys (A)	BAL	.273	48	176	18	48	10	1	5	24	8	46	0	1	.310	.426	.736
Minor League Totals			.242	380	1382	106	334	55	6	19	149	70	299	3	4	.281	.331	.612

Grayson Rodriguez

Grayson Greer Rodriguez
RIGHT-HANDED PITCHER

BATS **LEFT** THROWS **RIGHT** HEIGHT **6-5** WEIGHT **220** DOB **11/16/99** SERVICE TIME **0.000**

BORN: **Houston, TX**

RESIDES: **Nacogdoches, TX**

HIGH SCHOOL: **Central Heights High School (Nacogdoches, TX)**

COLLEGE:

ACQUIRED: **Selected by Baltimore in the first round (11th overall) of the 2018 draft**

MLB DEBUT:



@G_Rodriguez16



@grayson.rodriguez16



CAREER HIGHS

STRIKEOUTS	INNINGS	WALKS	HOME RUNS ALLOWED
10, 4x, last: 8/10/19 vs Kannapolis	7.0, 5/27/19 vs Hagerstown	6, 7/14/19 vs Hickory	1, 4x, last: 8/24/19 @ Hagerstown
RUNS ALLOWED	EARNED RUNS ALLOWED	HITS ALLOWED	PITCHES IN A GAME
7, 6/4/19 @ Kannapolis	7, 6/4/19 @ Kannapolis	8, 6/4/19 @ Kannapolis	100, 5/27/19 vs Hagerstown

PERSONAL

- Selected by Baltimore in the first round (11th overall pick) of the 2018 draft.
- Originally committed to play baseball at Texas A&M University when drafted by Baltimore.
- Graduated from Central Heights High School in Nacogdoches, TX. Led his team to a 3A State Championship his junior year, going 14-1 with a 0.38 ERA that season. Named the Texas Sports Writer's Association Player of the year in 2017.

RANKING ON ORIOLES TOP PROSPECT LISTS ENTERING 2021

#2 - MLB.com | #2 - Baseball America
Best Changeup - Baseball America

RANKING ON NATIONAL TOP 100 LISTS ENTERING 2021

#20 Baseball America | #23 - MLB.com

2019

- Entered the year ranked as the #3 prospect in the Orioles system and the #47 prospect in all of baseball by Baseball America.
- Named the Orioles Jim Palmer Minor League Co-Pitcher of the Year (along with RHP Michael Baumann) after going 10-4 with a 2.68 ERA and 129 strikeouts for Class-A Delmarva.
- Named the South Atlantic League Most Outstanding MLB Prospect.
- Selected as a South Atlantic League Midseason and Postseason All-Star. Started the 2019 South Atlantic League All-Star Game.
- Represented the O's in the SiriusXM All-Star Futures Game, retiring all three batters faced.
- Named to the Baseball America Low Class-A All-Star Team.
- Named Orioles Minor League Pitcher of the Month for April (3-0, 0.54 ERA, 28 strikeouts).
- Ranked among Orioles minor leaguers in wins (2nd, 10) and strikeouts (5th, 129). Also ranked among SAL leaders in wins (T-4th, 10) and strikeouts (T-7th, 129).
- Registered 72 more strikeouts (129) than hits allowed (57) over 94.0 innings pitched.
- Went 6-0 with a 0.82 ERA (4 ER, 43.2 IP) in eight home starts. Held batters to a .113 average (16-141) with 61 strikeouts in those home contests.
- Allowed two earned runs or less in 17 of his 20 starts, including eight games in which he did not allow a run.
- Recorded a season-high 10 strikeouts in four different starts, including his first two outings of the campaign (4/5 at Lexington and 4/12 vs. Lakewood). Also K'd 10 on 7/26 vs. Charleston and 8/10 vs. Kannapolis.
- Went a season-high 7.0 innings on 5/27 vs. Hagerstown, throwing a career-high 100 pitches in the win. Allowed one run on two hits while striking out eight.
- Had three starts in August in which he did not allow a hit, including a six-inning effort in his final start of the season on 8/29 at Lakewood. For the month of August, he held SAL batters to a .122 average (9-74) with 32 strikeouts.
- For the season, held right-handers to a .165 average while lefties hit .182.

2018

- In first professional season, went 0-2 with a 1.40 ERA in nine games (eight starts) with the GCL Orioles. Struck out 20 batters in 19.1 innings, allowing just three earned runs.
- Limited to 2.0 innings in first five games. Recorded seven strikeouts over 9.0 innings while allowing six hits in July.
- Made three starts of 3.0 innings in August. Struck out five batters on 8/21 vs GCL Red Sox in his final outing of the season.



GRAYSON RODRIGUEZ was named the Orioles Jim Palmer Minor League Co-Pitcher of the Year in 2019 after going 10-4 with a 2.68 ERA and 129 strikeouts for Class-A Delmarva. (Tony Farlow)

YR	TEAM	ORG	W-L	ERA	G	GS	CG	SHO	SV	IP	H	R	ER	HR	HB	BB	SO	WHIP	AVG
2018	GCL Orioles (R)	BAL	0-2	1.40	9	8	0	0	0	19.1	17	6	3	0	0	7	20	1.24	.236
2019	Delmarva Shorebirds (A)	BAL	10-4	2.68	20	20	0	0	0	94.0	57	30	28	4	6	36	129	0.99	.171
Minor League Totals			10-6	2.46	29	28	0	0	0	113.1	74	36	31	4	6	43	149	1.03	.183

Josh Rogers

Joshua Cole Rogers
LEFT-HANDED PITCHER

BATS **LEFT** THROWS **LEFT** HEIGHT **6-3** WEIGHT **220** DOB **7/10/94** SERVICE TIME **0.143**

BORN: **New Albany, IN** RESIDES: **Floyds Knobs, IN**
HIGH SCHOOL: **New Albany High School (New Albany, IN)**
COLLEGE: **University of Louisville**
ACQUIRED: **Trade with NYY (with 2 others) for LHP Zach Britton, 7/24/18**
MLB DEBUT: **For BAL on 8/28/18 vs TOR (W, 5.0 IP, 7 H, 3 ER, 1 BB, 2 K)**



@JoshRogers13



@joshrogers13



CAREER HIGHS

STRIKEOUTS

10, 4/12/18 @ Charlotte

INNINGS

8.0, 5/16/17 @ Florida

WALKS

5, 5/5/18 @ Pawtucket

HOME RUNS ALLOWED

4, 5/24/19 @ Gwinnett

RUNS ALLOWED

10, 5/24/19 @ Gwinnett

EARNED RUNS ALLOWED

9, 3x, last: 5/29/19 vs Columbus

HITS ALLOWED

13, 3x, last: 4/26/19 @ Louisville

PITCHES IN A GAME

99, 2x, last: 7/13/18 vs Rochester

PERSONAL

- ◆ Acquired by Baltimore from the New York Yankees, along with RHP Cody Carroll and RHP Dillon Tate, in exchange for LHP Zach Britton, 7/24/18.
- ◆ Originally selected by the Yankees in the 11th round of the 2015 draft.
- ◆ Attended the University of Louisville, where he played two seasons and was a 2015 All-ACC Second Team selection.
- ◆ Graduated in 2013 from New Albany High School (IN), where he was named Area Player of the Year as a sophomore and was All-State honorable mention as a junior. New Albany is the same high school that produced longtime PGA golfer Fuzzy Zoeller.
- ◆ Underwent Tommy John surgery in the spring of 2013.

2019

- ◆ Split the year between Norfolk and Baltimore. Went 2-6 with an 8.15 ERA in 11 starts for the Tides and was 0-1 with an 8.79 ERA in five relief appearances for the Orioles.
- ◆ Got the start for Norfolk on Opening Day, allowing three runs over 5.0 innings of work. It was his first career Opening Day start.
- ◆ Allowed four earned runs or less in seven of his 11 starts with Norfolk, but allowed nine earned runs in three separate starts: 4/26 at Louisville, 5/24 at Gwinnett, 5/29 vs Columbus.
- ◆ Earned a win while allowing just one earned run, 4/20 vs. Charlotte and 5/1 at Durham.
- ◆ Made five relief appearances with Baltimore, holding lefties to a .235 average (4-17).
- ◆ Issued just 10 walks in 55.0 innings with Norfolk. Led International League in lowest walks per nine innings pitched when he made his final start with Norfolk on 6/8.
- ◆ Underwent Tommy John surgery on 7/3, performed by Dr. Keith Meister.

2018

- ◆ Combined to go 8-9 with a 3.54 ERA in 24 starts between Scranton/WB and Norfolk before a late season promotion to Baltimore.
- ◆ Ranked among International League leaders in lowest walks per nine innings pitched (4th, 2.26), games started (T-7th, 24) and ERA (9th, 3.54).
- ◆ Opened the year with Scranton, going 6-8 with a 3.95 ERA in 19 starts.
- ◆ Set a career-high with 10 strikeouts in a win at Charlotte, 4/12.
- ◆ Spun a complete game shutout in game two of a doubleheader, 5/11 vs. Rochester (7.0 IP).
- ◆ After being acquired in a trade, made his Tides debut on 7/28 vs. Toledo and spun seven shutout innings in a 5-1 Norfolk victory.
- ◆ Faced his former team on 8/8 vs. Scranton/Wilkes-Barre, taking a no-decision after allowing four hits and one walk while striking out three over 7.1 shutout innings of work.
- ◆ Had his contract selected by Baltimore on 8/28 and made his MLB debut that night in a start vs. Toronto. Allowed three runs on seven hits over 5.0 innings as he earned the win. Struck out Kevin Pillar looking in the second inning for his first MLB strikeout.
- ◆ Became the first left-hander to start for the Orioles in 2018 when he made his debut on 8/28. It snapped a streak of 134 games started by right-handed pitchers for Baltimore.

2017

- ◆ Split the year between Class-A Tampa and Double-A Trenton in the Yankees system, going 8-5 with a 3.24 ERA in 15 starts.
- ◆ Named Florida State League Midseason All-Star.
- ◆ Opened the year with Tampa, where he was 4-3 with a 2.22 ERA in eight starts.
- ◆ Limited Florida State League batters to a .231 average, with right-handers hitting .203.
- ◆ Worked into the 6th inning in each of his eight starts with Tampa, including a career-high 8.0-inning outing on 5/16 at Florida.
- ◆ Named Florida State League Pitcher of the Week for the week of 4/24-30.
- ◆ Did not allow a run in four of his eight starts with Tampa before being joining Trenton on 5/26.
- ◆ Allowed two earned runs or less in five of his seven starts with Trenton.
- ◆ Underwent surgery to remove a bone spur in his left elbow and did not pitch after 6/28.

2016

- ◆ Combined to go 12-6 with a 2.38 ERA in 24 starts between Class-A Charleston and Tampa.
- ◆ Ranked among Yankees minor leaguers in wins (4th, 12) and ERA (5th, 2.38).
- ◆ Allowed two earned runs or fewer in 19 of his 24 starts.
- ◆ Opened the year with Charleston, posting a 1.59 ERA in four starts before joining Tampa.
- ◆ Ranked among Florida State League leaders in shutouts (T-1st, 2), ERA (3rd, 2.53) and WHIP (4th, 1.15). Also ranked 3rd among FSL starters in lowest walks per nine IP (1.58).
- ◆ Named Florida State League Pitcher of the Week for the week of 8/1-7.

2015

- ◆ Made five appearances between Charleston and Staten Island, posting a 4.05 ERA.
- ◆ Earned a win in his pro debut, 7/18 vs. Lowell. Earned first pro save, 7/31 vs. Aberdeen.



JOSH ROGERS was Norfolk's Opening Night starter in 2019, his first career Opening Night start. He underwent Tommy John surgery on 7/3/19. (Les Treagus/Norfolk Tides)

YR	TEAM	ORG	W-L	ERA	G	GS	CG	SHO	SV	IP	H	R	ER	HR	HB	BB	SO	WHIP	AVG
2015	Charleston RiverDogs (A)	NYA	1-0	5.68	2	0	0	0	0	6.1	9	4	4	0	0	3	6	1.89	.346
	Staten Island Yankees (A)	NYA	1-0	2.57	3	0	0	0	1	7.0	5	2	2	0	1	0	10	0.71	.217
2016	Charleston RiverDogs (A)	NYA	2-1	1.59	4	4	0	0	0	22.2	14	6	4	1	1	2	25	0.71	.171
	Tampa Yankees (A)	NYA	10-5	2.53	20	20	2	2	0	113.2	111	35	32	5	7	20	90	1.15	.256
2017	Trenton Thunder (AA)	NYA	4-2	4.62	7	7	0	0	0	39.0	35	20	20	5	4	8	29	1.10	.240
	Tampa Yankees (A)	NYA	4-3	2.22	8	8	0	0	0	52.2	45	16	13	3	2	8	51	1.01	.231
2018	BALTIMORE ORIOLES (AL)	BAL	1-2	8.49	3	3	0	0	0	11.2	17	11	11	2	0	5	6	1.89	.340
	Scranton/WB RailRiders (AAA)	NYA	6-8	3.95	19	19	1	1	0	109.1	118	53	48	13	3	29	83	1.34	.273
	Norfolk Tides (AAA)	BAL	2-1	2.08	5	5	0	0	0	30.1	26	9	7	3	0	7	18	1.09	.226
2019	BALTIMORE ORIOLES (AL)	BAL	0-1	8.79	5	0	0	0	0	14.1	18	14	14	7	4	6	5	1.67	.305
	Norfolk Tides (AAA)	BAL	2-6	8.51	11	11	0	0	0	55.0	86	53	52	18	2	10	33	1.75	.357
Major League Totals			1-3	8.65	8	3	0	0	0	26.0	35	25	25	9	4	11	11	1.77	.321
Minor League Totals			32-26	3.76	79	74	3	3	1	436.0	449	198	182	48	20	87	345	1.23	.265

Drew Rom

Drew Michael Rom (rahm)
LEFT-HANDED PITCHER

BATS **LEFT** THROWS **LEFT** HEIGHT **6-2** WEIGHT **185** DOB **12/15/99** SERVICE TIME **0.000**

BORN: **Fort Thomas, KY**

RESIDES: **Fort Thomas, KY**

HIGH SCHOOL: **Highlands High School (Fort Thomas, KY)**

COLLEGE:

ACQUIRED: **Selected by Baltimore in the fourth round of the 2018 draft**

MLB DEBUT:



@Drew_Rom10



@drew10rom



CAREER HIGHS

STRIKEOUTS	INNINGS	WALKS	HOME RUNS ALLOWED
9, 2x, last: 8/9/19 vs. Kannapolis	6.0, 5/23/19 vs. Lakewood	3, 8x, last: 8/22/19 vs. Greensboro	2, 7/13/19 vs. Hickory
RUNS ALLOWED	EARNED RUNS ALLOWED	HITS ALLOWED	PITCHES IN A GAME
7, 8/22/19 vs. Greensboro	7, 8/22/19 vs. Greensboro	10, 8/22/19 vs. Greensboro	99, 7/13/19 vs. Hickory

PERSONAL

- Selected by Baltimore in the fourth round of the 2018 MLB June Amateur Draft from Highlands High School in Fort Thomas, Kentucky.
- Had committed to play at the University of Michigan before signing with the Orioles.
- Led the Highlands Bluebirds to their fourth-straight regional championship in 2018...In the regional championship game, he went 2-for-2 with a home run and was hit by the pitch twice, with the second HBP ending the game with the bases loaded.

RANKING ON ORIOLES TOP PROSPECT LISTS ENTERING 2021

#26 - Baseball America | #28 - MLB.com

2019

- Spent the entire season with Class-A Delmarva, going 6-3 with a 2.93 ERA (31 ER, 95.1 IP) and 122 strikeouts in 21 appearances (15 starts).
- Was named a South Atlantic League Mid-Season All-Star.
- His 122 strikeouts were 10th-most in the South Atlantic League.
- His 11.5 K/9 ratio ranked fifth-best among SAL starting pitchers, behind teammates and current Orioles farmhands Gray Fenter (4th, 11.7) and Grayson Rodriguez (2nd, 12.4).
- Registered a career-high nine strikeouts twice (7/19 at West Virginia and 8/9 vs. Kannapolis).
- Had 11 scoreless outings on the year, with eight of them being starts in which he went 4.2 innings or more.
- Tossed a career-high 6.0 innings on 5/23 vs. Lakewood, allowing no runs and just two hits while striking out seven in a winning effort.
- Went 3-0 with a 0.35 ERA (1 ER, 25.2 IP) with a .135 opp. BA over five May starts.
- In a 12-game stretch from 4/20-7/6 (eight starts), he went 6-1 with a 0.95 ERA (6 ER, 56.2 IP) and 65 strikeouts... Over this span, he allowed just one home run and 19 walks (229 total batters faced), with opponents batting just .184 (38-for-207) against him.
- Did not allow an earned run in five-straight starts from 4/27-5/23.
- Went 2-1 with a 1.96 ERA (5 ER, 23.0 IP) and 32 strikeouts in his six relief appearances...Was 4-2 with a 3.24 ERA (26 ER, 72.1 IP) as a starter.
- Recorded his first and only career save on 6/5 at Kannapolis, a four-inning save in which he allowed no runs and just three hits (0 BB, 4 K).
- Held opposing left-handed batters to a .179 (17-for-95) average with one home run, while right-handed batters hit .245 (66-for-269) with four home runs against him.
- Allowed two earned runs or less in 16 of 21 appearances.

2018

- Began his professional career with the GCL Orioles, spending the entire season there and going 0-2 with a 1.76 ERA (6 ER, 30.2 IP).
- Made his pro debut on 6/26 vs. the GCL Red Sox as the starting pitcher. He took a no-decision after allowing just one hit in 4.0 scoreless innings with four strikeouts (1 HB).
- Opponents hit just .183 (20-for-109) with one home run against him...Held left-handed batters to a .139 (5-for-36) average, while righties batted .205 (15-for-73) against him.
- Made one relief appearance in his final outing of the season, tossing 3.0 hitless innings on 8/20 at GCL Red Sox (0 R, 1 BB, 3 K, 1 HB).
- His 1.76 ERA ranked second among GCL Orioles starters behind Grayson Rodriguez (1.40).
- Led the GCL Orioles with a 0.85 WHIP.



DREW ROM was named a South Atlantic League Mid-Season All-Star with Delmarva in 2019 and posted a 0.95 ERA (6 ER, 56.2 IP) over a 12-game stretch from 4/20-7/6 that season. (Baltimore Sun)

YR	TEAM	ORG	W-L	ERA	G	GS	CG	SHO	SV	IP	H	R	ER	HR	HB	BB	SO	WHIP	AVG
2018	GCL Orioles (R)	BAL	0-2	1.76	10	9	0	0	0	30.2	20	9	6	1	4	6	28	0.85	.183
2019	Delmarva Shorebirds (A)	BAL	6-3	2.93	21	15	0	0	1	95.1	83	36	31	5	3	33	122	1.22	.228
Minor League Totals			6-5	2.64	31	24	0	0	1	126.0	103	45	37	6	7	39	150	1.13	.218

Rio Ruiz

Rio Noble Ruiz (roo-EEZ)

INFIELDER

BATS
LEFT

THROWS
RIGHT

HEIGHT
6-1

WEIGHT
215

DOB
5/22/94

SERVICE TIME
2.109

BORN: Covina, CA

RESIDES: Covina, CA

HIGH SCHOOL: Bishop Amat Memorial High School (La Puente, CA)

COLLEGE:

ACQUIRED: Claimed off of waivers from ATL on 12/10/18

MLB DEBUT: For ATL on 9/18/16 vs WAS (announced as pinch hitter)



@ruiz_rio



@r_reeezy



CAREER HIGHS

HITS

4, 3x, last: 7/15/18 @ Norfolk

RBI

6, 6/11/14 vs Rancho Cucamonga

RUNS

3, 7x, last: 9/24/20 @ Boston

HOME RUNS

2, 3x, last: 8/17/17 @ Scranton/WB

STRIKEOUTS

4, 4x, last: 8/28/19 @ Washington

WALKS

4, 7/1/13 vs Clinton

STOLEN BASES

2, 6/23/13 vs Kane County

HITTING STREAK

15 games, 2015

PERSONAL

- ◆ Claimed by Baltimore off of waivers from Atlanta, 12/10/18.
- ◆ Originally selected by Houston in the 4th round of the 2012 draft. Had committed to play baseball and football at the University of Southern California before signing with Houston.
- ◆ Graduated from Bishop Amat HS (CA), where he played both baseball and football. Other MLB alumni from Bishop Amat include All-Stars Michael Young and Dan Haren.
- ◆ Traded from Houston to Atlanta, along with RHP Mike Foltyniewicz and RHP Andrew Thurman, in exchange for RHP James Hoyt and C Evan Gattis on 1/14/15.

2020

- ◆ Batted .222 (41-for-185) with 11 doubles, nine home runs, 32 RBI and 17 walks over 54 games with the Orioles as the starting third baseman.
- ◆ His 32 RBI tied for the most on the O's...Led the Orioles with 11 multi-RBI games.
- ◆ Led the Orioles with 54 hard hit (95+ MPH) balls, according to Statcast.
- ◆ Homered in consecutive games twice during the season (7/24-26 and 8/12-13).

2019

- ◆ Spent majority of the season with Baltimore, hitting .232 with 12 home runs, 13 doubles and 46 RBI in 127 games. Also appeared in five minor league games.
- ◆ Made his first career Opening Day roster, getting the start at third base.
- ◆ Made 89 starts at third base and four starts at first base for the Orioles.
- ◆ Hit first home run in an Orioles uniform, 4/10 vs. Oakland.
- ◆ Ranked 4th on Baltimore with 40 walks.
- ◆ Hit a walk-off, two-run home run on 8/11 vs. Houston for his first career walk-off homer. The home run landed on Eutaw Street, his first career Eutaw Street home run and just the second-ever walk-off homer to land on Eutaw Street (other: Luke Scott, 7/19/08 vs. DET).
- ◆ Hit a 12th inning go-ahead home run on 9/14 at Detroit.
- ◆ Played in three games with Norfolk, hitting .357 (5-14) with a homer and seven RBI. Registered a 10th inning walk-off RBI single in his first game with the Tides, 7/6 vs. Durham.

2018

- ◆ Spent most of year with Gwinnett, batting .269 with nine home runs and 72 RBI in 130 games.
- ◆ Ranked among International League leaders in games (T-2nd, 130), at-bats (T-2nd, 498), hits (6th, 134), runs scored (6th, 72) and total bases (8th, 194).
- ◆ Appeared defensively at 3B (49 games), 1B (35 games), LF (20 games) and RF (11 games).
- ◆ Hit a walk-off, two-run home run in a 4-2 Gwinnett win over Indianapolis, 7/18. Also added a walk-off RBI single in the 10th inning of a 5-4 win vs. Pawtucket on 7/22.
- ◆ Hit safely in 14 straight games from 6/26 - 7/12, the longest hitting streak by a Gwinnett

player in 2018. The 14-game stretch was also tied for the 8th-longest in the IL in 2018.

- ◆ Registered an RBI in six consecutive games from 6/26 - 7/1, driving in 11 runs over that span. Capped that stretch with a grand slam and a season-high four RBI, 7/1 at Charlotte.
- ◆ Hit safely in 41 of 50 games from 6/26 - 8/25, ranking 10th in the IL with a .308 batting average over that span (60-195).
- ◆ Matched a career-high with four hits, 6/29 at Charlotte and 7/15 at Norfolk.
- ◆ Appeared in 14 games over two stints with Atlanta, batting .083 (1-12) with two walks.

2017

- ◆ Opened the year ranked by MLB.com as Atlanta's #23 prospect.
- ◆ Split the year between Gwinnett and Atlanta, combining for a career-best 20 home runs.
- ◆ Hit his first big league home run on 5/20 vs. Washington's Max Scherzer, becoming the first Brave to hit his first career homer off a Cy Young Award winner since Evan Gattis in 2013.
- ◆ Led the G-Braves in doubles (25), home runs (16) and RBI (56). His 16 homers tied for the 5th-most among Atlanta minor leaguers.
- ◆ Named Gwinnett's Most Competitive Player as part of year-end awards.
- ◆ Notched a pair of two-homer games, 7/9 vs. Indianapolis and 8/17 at Scranton/WB.

CAREER HIGHLIGHTS

2016: Entered the year ranked as Atlanta's #19 prospect by Baseball America...Named the Gwinnett Braves Player of the Year after leading the club in hits (126), doubles (24), RBI (62), total bases (186), at-bats (465), slugging percentage (.400) and OPS (.755)...Ranked among Braves farmhands in walks (2nd, 61), RBI (4th, 62) and homers (T-7th, 10)...Ranked among International League leaders in games (T-3rd, 133) and walks (T-5th, 61)...Played in eight Governors' Cup playoff contests for Gwinnett...Had his contract selected by Atlanta on 9/17 and made his MLB debut on 9/18 vs. Washington when he was announced as a pinch-hitter in the 7th inning. Did not register an at-bat, however, as that game was called following a second rain delay with Ruiz due up...Collected first big league hit on 9/28 vs. Philadelphia, a triple off of Jeanmar Gomez...Batted .286 (2-7) with a triple, two RBI and one stolen base in five games for Atlanta... **2015:** Tabbed by Baseball America as Atlanta's 10th-best prospect entering the season... Spent the entire season with Double-A Mississippi and led the M-Braves with 127 games played, 420 at-bats and 63 walks. His 63 walks tied for 10th most in the Southern League... **2014:** Established career highs in games (131), at-bats (516), runs (76), hits (151), doubles (37), triples (2), RBI (77) and walks (82) with High-A Lancaster. Led the team in games, at-bats, hits, doubles, RBI and walks...His 37 doubles tied him for tops among Astros prospects...Ranked among league leaders in doubles (T-1st, 37), walks (4th, 82) and OBP (6th, .387)...Plated a career-best six runs on 6/11 vs. Rancho Cucamonga.

YR	TEAM	ORG	AVG	G	AB	R	H	2B	3B	HR	RBI	BB	SO	SB	CS	OBP	SLG	OPS
2012	Greeneville Astros (R)	HOU	.220	15	50	8	11	3	1	1	7	4	10	0	0	.291	.380	.671
	GCL Astros (R)	HOU	.271	23	85	13	23	8	2	0	11	12	22	2	0	.361	.412	.773
2013	Quad Cities River Bandits (A)	HOU	.260	114	416	46	108	33	1	12	63	50	92	12	3	.335	.430	.766
2014	Lancaster JetHawks (A)	HOU	.293	131	516	76	151	37	2	11	77	82	91	4	4	.387	.436	.823
2015	Mississippi Braves (AA)	ATL	.233	127	420	48	98	21	1	5	46	63	94	2	2	.333	.324	.657
2016	ATLANTA BRAVES (NL)	ATL	.286	5	7	1	2	0	1	0	2	0	2	1	0	.286	.571	.857
	Gwinnett Braves (AAA)	ATL	.271	133	465	52	126	24	3	10	62	61	116	1	4	.355	.400	.755
2017	ATLANTA BRAVES (NL)	ATL	.193	53	150	22	29	5	0	4	19	19	41	1	0	.283	.307	.590
	Gwinnett Braves (AAA)	ATL	.247	103	388	48	96	25	2	16	56	42	110	1	2	.322	.446	.768
2018	ATLANTA BRAVES (NL)	ATL	.083	14	12	1	1	0	0	0	0	2	5	0	0	.267	.083	.350
	Gwinnett Stripers (AAA)	ATL	.269	130	498	72	134	25	4	9	72	40	90	2	1	.322	.390	.711
2019	BALTIMORE ORIOLES (AL)	BAL	.232	127	370	35	86	13	2	12	46	40	88	0	1	.306	.376	.682
	Bowie Baysox (AA)	BAL	.000	2	8	0	0	0	0	0	0	1	1	0	0	.111	.000	.111
	Norfolk Tides (AAA)	BAL	.357	3	14	1	5	0	0	1	7	0	3	0	0	.333	.571	.905
2020	BALTIMORE ORIOLES (AL)	BAL	.222	54	185	25	41	11	0	9	32	17	46	1	2	.286	.427	.487
Major League Totals			.220	253	724	84	159	29	3	25	99	78	182	3	1	.292	.309	.601
Minor League Totals			.263	781	2860	364	752	176	16	65	401	355	629	24	16	.343	.404	.747

Adley Rutschman

Adley Stan Rutschman (Rutch-minn)

CATCHER

BATS BOTH THROWS RIGHT HEIGHT 6-2 WEIGHT 220 DOB 2/6/98 SERVICE TIME 0.000

BORN: Portland, OR

RESIDES: Sherwood, OR

HIGH SCHOOL: Sherwood High School (Sherwood, OR)

COLLEGE: Oregon State University

ACQUIRED: Selected by Baltimore in the first round (first overall) of the 2019 draft

MLB DEBUT:



@RutschmanAdley



@adleyrutschman



CAREER HIGHS

HITS	RBI	RUNS	HOME RUNS
5, 8/19/19 vs Vermont	4, 8/19/19 vs Vermont	2, 3x, last: 8/27/19 @ Lakewood	1, 4x, last: 9/1/19 vs Kannapolis
STRIKEOUTS	WALKS	STOLEN BASES	HITTING STREAK
2, 5x, last: 8/29/19 @ Lakewood	2, 4x, last: 8/31/19 vs Kannapolis	2, 5x, last: 8/29/19 @ Lakewood	10 games, 2019 season

PERSONAL

- Selected by Baltimore in the 1st round (1st overall pick) of the 2019 draft. Was just the second time the Orioles had the first overall pick, after RHP Ben McDonald was selected out of LSU in 1989. Was also the first catcher selected by Baltimore in the first round since Matt Wieters (5th overall pick) in 2007.
- Became the first catcher selected #1 overall since Minnesota selected Joe Mauer in 2001.
- Attended Oregon State University, where he hit .352 with 39 doubles, five triples, 28 home runs and 174 RBI over 185 career games with the Beavers. As a junior in 2019, earned the Golden Spikes Award, Dick Howser Trophy and Buster Posey Award after leading Division I in on-base percentage (.575) and walks (76).
- During his sophomore year in 2018, he helped lead Oregon State to its third NCAA Championship. Was named the College World Series Most Outstanding Player and set a CWS record with 17 hits. Set the OSU single-season record for hits (102) and RBI (83). Played alongside fellow Orioles minor leaguer IF Cadyn Grenier at Oregon State.
- Served as Oregon State's placekicker on kickoffs his freshman year, averaging 59.5 yards per kick while recording 20 touchbacks in 12 games.
- Graduated from Sherwood High School (OR), where he was the 2016 Oregon Gatorade Player of the Year and was ranked by Baseball Northwest as the #2 high school player in the state. Was three-time All-State and three-time First-Team All League.
- Selected by Seattle in the 40th round of the 2016 draft but did not sign.
- His father, Randy, played college baseball at Linfield College, a Division III school in Oregon. His grandfather, Ad, coached Linfield to three NAIA Division II football championships (1982, 1984, 1986) and a NAIA Division II baseball championship (1971).

RANKING ON ORIOLES TOP PROSPECT LISTS ENTERING 2021

#1 - MLB.com | #1 - Baseball America

RANKING ON NATIONAL TOP 100 LISTS ENTERING 2021

#2 - MLB.com | #2 Baseball America

BASEBALL AMERICA BEST TOOLS FOR 2021


Best Hitter for Average - Best Power Hitter
Best Strike-Zone Discipline - Best Defensive Catcher

2019

- Began pro career with the GCL Orioles and played five games there before being transferred to Class-A Aberdeen on 7/27.
- Named Orioles Minor League Player of the Month for August after hitting .344 (21-61) with a home run, 15 RBI and a .432 OBP in 16 games for Aberdeen.
- Hit safely in 10 consecutive contests, 8/9 - 8/19. Capped that hitting streak with five hits (including his first pro home run), a triple and four RBI on 8/19 vs. Vermont.
- Transferred to Class-A Delmarva on 8/21 and played final 12 games of the season there.

ORIOLES 1ST ROUND PICKS SINCE 2007

YEAR	PLAYER	POSITION	PICK	SCHOOL
2007	Matt Wieters	C	5	Georgia Tech
2008	Brian Matusz	LHP	4	University of San Diego
2009	Matt Hobgood	RHP	5	Norco HS (CA)
2010	Manny Machado	IF	3	Miami Brito Private HS (FL)
2011	Dylan Bundy	RHP	4	Owasso HS (OK)
2012	Kevin Gausman	RHP	4	Louisiana State University
2013	Hunter Harvey	RHP	22	Bandys HS (NC)
2014	No 1st Round Pick (Orioles first pick was at #90)			
2015	DJ Stewart	OF	25	Florida State University
	Ryan Mountcastle	IF	36	Paul J. Hagerty HS (FL)
2016	Cody Sedlock	RHP	27	University of Illinois
2017	DL Hall	LHP	21	Valdosta HS (GA)
2018	Grayson Rodriguez	RHP	11	Central Heights HS (TX)
	Cadyn Grenier	IF	37	Oregon State University
2019	ADLEY RUTSCHMAN	C	1	OREGON STATE UNIVERSITY
2020	Heston Kjerstad	OF	2	University of Arkansas
	Jordan Westburg	SS	30	Mississippi State University



ADLEY RUTSCHMAN was the #1 pick in the 2019 draft. He earned the 2019 Golden Spikes Award as the best amateur player in the country after an outstanding year at Oregon State. (Baltimore Orioles)

YR	TEAM	ORG	AVG	G	AB	R	H	2B	3B	HR	RBI	BB	SO	SB	CS	OBP	SLG	OPS
2019	Delmarva Shorebirds (A)	BAL	.154	12	39	5	6	1	0	2	8	6	9	0	0	.261	.333	.594
	GCL Orioles (R)	BAL	.143	5	14	3	2	0	0	1	3	2	2	1	0	.250	.357	.607
	Aberdeen IronBirds (A)	BAL	.325	20	77	11	25	7	1	1	15	12	16	0	0	.413	.481	.894
Minor League Totals			.254	37	130	19	33	8	1	4	26	20	27	1	0	.351	.423	.774

Wilbis Santiago

Wilbis Ernesto Santiago

INFIELDER

BATS **LEFT** THROWS **RIGHT** HEIGHT **6-0** WEIGHT **180** DOB **1/20/96** SERVICE TIME **0.000**

BORN: **Cotuí, DR**

HIGH SCHOOL:

COLLEGE:

ACQUIRED: **Selected from CLE in the Triple-A phase of the 2019 Rule 5 Draft**

MLB DEBUT:

RESIDES: **Santo Domingo, DR**



CAREER HIGHS

HITS

3, several times

RBI

4, 7/15/18 vs. AZL Rangers

RUNS

3, 3x, last: 7/25/19 @ Fayetteville

HOME RUNS

1, 4x, last: 7/11/19 @ Down East

STRIKEOUTS

2, several times

WALKS

2, 3x, last: 7/21/15 vs. DSL Astros

STOLEN BASES

2, 2x, last: 7/28/17 @ AZL Padres 1

HITTING STREAK

19 games, 2019

PERSONAL

- Selected by Baltimore from Cleveland in the Triple-A phase of the Rule 5 Draft on 12/12/19.
- Was originally signed by the Cleveland Indians as a non-drafted free agent on 1/9/15 from the Dominican Republic.

2019

- Spent most of the season with Class-A Lynchburg in the Indians organization after starting the year with Class-A Lake County.
- Batted .364 (4-for-11) in three games for Lake County before being assigned to Lynchburg on 4/23.
- Batted .310 (74-for-239) with 15 doubles, four triples, one home run and 20 RBI in 60 games for Lynchburg.
- Hit .392 (31-for-79) in 22 games during the month of July.
- Hit safely in a career-high 19-straight games from 7/9-8/1, batting .397 (29-for-73) with four doubles, two triples, a home run, seven RBI and struck out just four times over that span.
- After batting .270 (40-for-148) in 48 games before the All-Star break, he batted .374 (34-for-91) over his final 26 games of the season.
- Hit .340 (64-for-188) against right-handed pitching with Lynchburg, while batting .196 (10-for-51) against left-handers.
- Registered 24 multi-hit games on the season.
- Struck out just 21 times in 253 plate appearances over the course of the season...Has struck out just 79 times in his professional career (898 total plate appearances).
- Placed on the IL with a right heel contusion on 8/13 and missed the rest of the season.

2018

- Played for both Arizona League Indians teams, spending the majority of the year with AZL Indians 1 after starting the season with AZL Indians 2.
- Batted .333 (9-for-27) in seven games with AZL Indians 2 before being assigned to AZL Indians 1 on 6/30.
- Hit .311 (41-for-132) with two doubles, four triples, one home run and 24 RBI in 35 games for AZL Indians 1.
- His four triples tied for third-most in the Arizona League.
- Batted .400 (14-for-35) combined against left-handed pitching, while batting .290 (36-for-124) against right-handers.
- Batted .368 (14-for-38) with runners in scoring position and .316 (6-for-19) with RISP and two outs for AZL Indians 1.

2017

- Started the season with the DSL Indians and batted .333 (14-for-42) in 11 games before being assigned to the AZL Indians on 6/24, where he played the rest of the year.
- Batted .287 (29-for-101) with 10 extra-base hits and 14 RBI in 30 games for the AZL Indians.
- Recorded a .341 (14-for-41) batting average in 11 games during the month of August.
- Batted .303 (10-for-33) combined against left-handed pitching, while batting .300 (33-for-110) against right-handers.

2016

- Spent the entire season with the DSL Indians, batting .320 (40-for-125) with six doubles, two triples, one home run and 17 RBI in 39 games.
- Batted .357 (15-for-42) over his final 13 games of the season.
- Started 26 games at second base, seven games at first base and four games at third base...Had a combined .963 fielding percentage (6 E, 162 TC).

2015

- Began his professional career in the Dominican Summer League with the DSL Indians, batting .274 (40-for-146) with two doubles, three triples and 10 RBI in 47 games.
- Started 43 games at second base and one game in left field... Committed just three errors in 218 total chances at second (.986 fielding percentage).



WILBIS SANTIAGO played most of the 2019 season for Class-A Lynchburg, playing second base (49 games), third base (12 games) and shortstop (three games). (Lindsay Carico/Lynchburg Hillcats)

YR	TEAM	ORG	AVG	G	AB	R	H	2B	3B	HR	RBI	BB	SO	SB	CS	OBP	SLG	OPS
2015	DSL Indians (R)	CLE	.274	47	146	22	40	2	3	0	10	16	19	7	0	.357	.329	.686
2016	DSL Indians (R)	CLE	.320	39	125	19	40	6	2	1	17	5	10	5	1	.381	.424	.805
2017	AZL Indians (R)	CLE	.287	30	101	11	29	8	1	1	14	3	12	3	2	.321	.416	.737
	DSL Indians (R)	CLE	.333	11	42	8	14	3	2	0	5	0	5	1	0	.356	.500	.856
2018	AZL Indians 2 (R)	CLE	.333	7	27	7	9	1	0	0	2	2	3	1	0	.379	.370	.750
	AZL Indians 1 (R)	CLE	.311	35	132	20	41	2	4	1	24	5	9	1	3	.329	.409	.738
2019	Lake County Captains (A)	CLE	.364	3	11	1	4	0	0	0	2	0	0	0	0	.364	.364	.727
	Lynchburg Hillcats (A)	CLE	.310	67	239	22	74	15	4	1	20	6	21	1	3	.340	.418	.758
Minor League Totals			.305	239	823	110	251	37	16	4	94	37	79	19	9	.348	.403	.751

Tanner Scott

Tanner Alexander Scott
LEFT-HANDED PITCHER

BATS: LEFT THROWS: LEFT HEIGHT: 6-2 WEIGHT: 220 DOB: 7/22/94 SERVICE TIME: 1.059

BORN: Mogadore, OH

RESIDES: Mogadore, OH

HIGH SCHOOL: Howland High School (Warren, OH)

COLLEGE: Howard College (Big Spring, TX)

ACQUIRED: Selected by Baltimore in the sixth round of the 2014 draft

MLB DEBUT: For BAL on 9/20/17 vs BOS (1.0 IP, 2 H, 2 ER, 2 BB, 1 K)



@tannerscott



@tannerscott



CAREER HIGHS

STRIKEOUTS

7, 7/15/15 vs. Hudson Valley

INNINGS

3.2, 7/17/17 @ Hartford

WALKS

5, 7/30/14 @ GCL Red Sox

HOME RUNS ALLOWED

1, several times

RUNS ALLOWED

7, 4/27/16 vs Salem

EARNED RUNS ALLOWED

7, 4/27/16 vs Salem

HITS ALLOWED

5, 3x, last: 8/23/17 vs Reading

PITCHES IN A GAME

65, 5/18/17 @ Harrisburg

PERSONAL

- Selected by Baltimore in the 6th round of the 2014 draft.
- Attended NJCAA Howard College in Big Spring, TX, going 7-4 with a 2.66 ERA during his sophomore season. Had committed to transfer to Texas Tech before signing with Baltimore.
- Played at Division II Notre Dame College of Ohio during his freshman year.
- Attended Howland High School in Howland Township, OH.

2020

- Posted a 1.31 ERA (3 ER, 20.2 IP) with 23 strikeouts in 25 relief outings for the Orioles.
- His 25 appearances tied for second-most among left-handed pitchers in the majors.
- Did not allow an earned run in his final 13 appearances; allowed earned runs in just two of his 25 games on the season...Did not allow an earned run in 12 road appearances (8.1 IP).
- Opponents hit .065 (2-for-31) with RISP; the fourth-lowest opp. BA in the majors.
- Earned his first career save on 8/23 vs. Boston (0.1 IP, 2 H, ER, HR).

2019

- Split the year between Norfolk and Baltimore. Went 3-4 with a 2.98 ERA in 30 outings with the Tides and was 1-1 with a 4.78 ERA in 28 games over four stints with the Orioles.
- Limited Major League left-handers to a .188 average (9-48) and averaged 12.65 strikeouts per nine innings (37 strikeouts in 26.1 IP) pitched over his 28 appearances with Baltimore.
- Tied for Baltimore's team lead with 13 appearances in September, posting a 3.86 ERA in the month as nine of his 13 outings were scoreless.
- Set a Major League career-best with five strikeouts, 4/20 vs. Minnesota. Also struck out five on 6/12 vs. Scranton/WB and 7/2 vs. Gwinnett.
- Set a Major League career-high with 3.0 innings pitched, 7/20 vs. Boston.
- Registered seven saves with Norfolk, a total that tied for 7th-most among O's farmhands.
- Limited International League batters to a .211 average, with lefties hitting just .159 (7-44).
- Went 2-3 with 6 saves and a 2.18 ERA (8 ER, 33.0 IP) in 21 outings with Norfolk after 5/31.
- Recorded 22 more strikeouts (57) than hits allowed (35) in 45.1 innings with Norfolk.
- Registered at least one strikeout in 28 of his 30 appearances with Norfolk.
- Eight of his nine appearances with Norfolk in August were scoreless.

2018

- Made 53 outings with Baltimore in his first big league season, going 3-2 with a 5.40 ERA.
- Entered 2018 rated as the #6 prospect in the Orioles system according to MLB.com.
- Ranked second among Orioles relievers with 76 strikeouts. Struck out the side on nine different occasions, tied for third-most in the majors in 2018 behind only Edwin Diaz (15 times) and Aroldis Chapman (12 times).
- Registered a 3.38 ERA in 11 relief outings in September, striking out 15 over 10.2 innings.
- Posted a 1.35 ERA (3 ER, 20.0 IP) with 30 strikeouts and four walks in 20 daytime outings.
- Stranded 12 of 31 inherited runners with Baltimore.

- Limited left-handed batters to a .218 average (19-87) with 35 strikeouts.
- Earned his first big league victory on 7/15 vs. Texas.
- Recorded four strikeouts in three separate relief appearances.
- Made 10 appearances with Norfolk, posting a 0.75 ERA (1 ER, 12.0 IP). Did not allow an earned run over his first nine outings with the Tides - his first action at the Triple-A level.

2017

- Spent majority of the year with Bowie before being recalled by Baltimore in September.
- Went 0-2 with a 2.22 ERA in 24 starts for Bowie, registering 87 strikeouts, 46 walks and 45 hits in 69.0 innings pitched. Was limited to 3.2 innings or less in each of his 24 starts.
- Named an Eastern League Midseason All-Star.
- Held EL batters to a .188 average, with left-handers batting .171 and righties hitting .195.
- Participated in the All-Star Futures Game, allowing one run in 1.0 inning of relief.
- Had four starts in which he threw at least 3.0 innings and did not allow a hit
- Limited EL opponents to a .164 average (11-67) with runners in scoring position, including .133 with RISP and two outs
- Had his contract selected from Bowie on 9/17. Made his MLB debut on 9/20 vs. Boston (1.0 IP, 2 H, 2 ER, 2 BB, 1 K) and struck out Deven Marrero for first big league strikeout.
- Following the season, rated by Baseball America as the #6 prospect in the Orioles system. Also rated as having the Best Slider and Best Fastball among Orioles minor leaguers.

CAREER HIGHLIGHTS

2016: Split the year between Class-A Frederick and Double-A Bowie, going 5-4 with five saves and a 4.76 ERA in 43 games...Registered 81 strikeouts while allowing just 40 hits in 64.1 IP between the two levels...In 29 appearances with Frederick, held Carolina League batters to a .133 average (22-165)...Had a 9.39 ERA through his first 10 games with the Keys before posting a 0.84 ERA (3 ER, 32.0 IP) with 47 strikeouts and 13 hits allowed over his next 17 games...Carolina League batters hit just .025 (1-40) against him in May, as he registered 17 strikeouts and 11 walks in 14.0 IP. Followed that up by posting a 0.57 ERA (1 ER, 15.2 IP) with a .111 opposing average (6-54) in nine games in June...Promoted to Bowie on 7/22 and finished his season with the Baysox, going 1-2 with a 5.63 ERA in 14 relief outings...Posted a 6.32 ERA in seven games for Peoria in the Arizona Fall League... **2015:** Began the year with Class-A Aberdeen, where he went 4-0 with a 3.38 ERA in nine games...Held New York-Penn League batters to a .211 average, with left-handers batting .192...Promoted to Class-A Delmarva on 7/31 and registered two saves and a 4.29 ERA in nine games (two starts) with the Shorebirds...Struck out a career-high six batters over a 3.0-inning relief outing, 8/27 at Kannapolis...Between the two levels, registered 60 strikeouts while allowing just 35 hits in 42.1 innings...Ranked by MLB.com as the #11 prospect in the Orioles system following the season... **2014:** Earned his first professional win on 7/5, striking out three over two scoreless innings...Rated by Baseball America as having the Best Fastball in the Orioles system.

YR	TEAM	ORG	W-L	ERA	G	GS	CG	SHO	SV	IP	H	R	ER	HR	HB	BB	SO	WHIP	AVG
2014	GCL Orioles (R)	BAL	1-5	6.26	10	8	0	0	0	23.0	21	22	16	0	3	20	23	1.78	.236
2015	Delmarva Shorebirds (A)	BAL	0-3	4.29	9	2	0	0	2	21.0	19	12	10	0	0	10	29	1.38	.247
	Aberdeen IronBirds (A)	BAL	4-0	3.38	9	1	0	0	0	21.1	16	9	8	0	3	12	31	1.31	.211
2016	Bowie Baysox (AA)	BAL	1-2	5.63	14	0	0	0	0	16.0	18	11	10	0	1	15	18	2.06	.305
	Frederick Keys (AO)	BAL	4-2	4.47	29	0	0	0	5	48.1	22	33	24	1	2	42	63	1.32	.133
2017	BALTIMORE ORIOLES (AL)	BAL	0-0	10.80	2	0	0	0	0	1.2	2	2	2	0	0	2	2	2.40	.286
	Bowie Baysox (AA)	BAL	0-2	2.22	24	24	0	0	0	69.0	45	17	17	2	2	46	87	1.32	.188
2018	BALTIMORE ORIOLES (AL)	BAL	3-3	5.40	53	0	0	0	0	53.1	55	33	32	6	1	28	76	1.56	.263
	Norfolk Tides (AAA)	BAL	0-1	0.75	10	0	0	0	0	12.0	10	1	1	0	0	9	13	1.58	.250
2019	BALTIMORE ORIOLES (AL)	BAL	1-1	4.78	28	0	0	0	0	26.1	28	17	14	4	2	19	37	1.78	.277
	Norfolk Tides (AAA)	BAL	3-4	2.98	30	0	0	0	7	45.1	35	21	15	2	2	15	57	1.10	.211
2020	BALTIMORE ORIOLES (AL)	BAL	0-0	1.31	25	0	0	0	1	20.2	12	5	3	1	3	10	23	1.06	.164
Major League Totals			4-4	4.50	108	0	0	0	0	102.0	97	57	51	11	6	59	138	1.53	.249
Minor League Totals			13-19	3.55	135	35	0	0	14	256.0	186	126	101	5	13	169	321	1.39	.204

Cody Sedlock

Cody Austin Sedlock
RIGHT-HANDED PITCHER

BATS **RIGHT** THROWS **RIGHT** HEIGHT **6-3** WEIGHT **190** DOB **6/19/95** SERVICE TIME **0.000**

BORN: **Sherrard, IL**

RESIDES: **Largo, FL**

HIGH SCHOOL: **Alleman Catholic High School (Rock Island, IL)**

COLLEGE: **University of Illinois**

ACQUIRED: **Selected by Baltimore in the first round (27th overall) of the 2016 draft**


MLB DEBUT:



@CodySedlock



@CodySedlock



CAREER HIGHS

STRIKEOUTS

9, 4/8/19 vs Fayetteville

INNINGS

7.0, 5/19/19 vs Salem

WALKS

4, 4x, last: 8/10/19 @ Richmond

HOME RUNS ALLOWED

2, 3x, last: 8/23/17 vs Wilmington

RUNS ALLOWED

9, 5/18/17 @ Salem

EARNED RUNS ALLOWED

9, 5/18/17 @ Salem

HITS ALLOWED

11, 6/26/17 vs Wilmington

PITCHES IN A GAME

96, 5/31/17 @ Salem

PERSONAL

- Selected by Baltimore in the 1st round (27th overall) of the 2016 draft.
- Was drafted out of the University of Illinois and became the third Illini player to be drafted in the 1st round - and the first since Tyler Jay in 2015. Set the Illini single-season record for strikeouts (116) and was named Big Ten Pitcher of the Year in 2016. Majored in plant biotechnology while at Illinois.
- Named First Team All-America by Baseball America, Second Team All-America by D1Baseball.com and Third Team All-America by the ABCA after his junior season at Illinois.
- Graduated from Alleman Catholic High School (IL) where he went 8-1 with a 1.57 ERA and 76 strikeouts during his senior season while batting .377 with 13 doubles and 33 RBI.

2019

- Split season between Class-A Frederick and Double-A Bowie, combining to go 5-3 with a 2.84 ERA in 22 games (16 starts). Struck out 100 batters over 95.0 innings.
- Named a Carolina League Midseason All-Star, as he posted a 1.44 ERA before the break.
- Opened the year with Frederick, where he went 4-1 with a 2.36 ERA in 13 games (10 GS).
- Earned a 6.0-inning complete game shutout in a rain-shortened game, 5/4 at Lynchburg.
- Set a career-best with nine strikeouts in his first start of the year, 4/8 vs. Fayetteville.
- Established a career-high with 7.0 innings pitched, 5/19 vs. Salem.
- Went 2-0 with a 0.41 ERA (1 ER, 22.0 IP) and 21 strikeouts over four starts in May.
- Limited Carolina League batters to a .181 average, with lefties hitting just .149 (14-94).
- Transferred to Bowie on 7/17 and went 1-2 with a 3.71 ERA in nine games (six starts).
- Did not allow a run over his first 11.0 innings with Bowie (three games, one start). He held Eastern League hitters to an .031 average (1-32) with 15 strikeouts during that span.
- Earned first Double-A victory, 8/16 at Altoona (5.0 IP, 4 H, 1 ER, 1 BB, 3 K).
- In six road games (five starts) with Bowie, went 1-1 with a 2.28 ERA (6 ER, 23.2 IP).
- Earned a win for Bowie in Game 2 of the Eastern League Championship Series, allowing one run on four hits over 5.0 innings as the Baysox won at Trenton, 7-2.

2018

- Entered 2018 rated as the #12 prospect in the Orioles system according to MLB.com.
- Limited to just 13 games (nine starts) across three levels due to injuries.
- Opened the year with Frederick but made just three starts before landing on the disabled list with thoracic outlet syndrome, caused by compression of veins or nerves from the neck to below the shoulder.
- Made seven rehab appearances with the GCL Orioles (from 7/17 - 8/4) and Aberdeen (8/9 - 8/15) before returning to Frederick to end the season.
- Posted a 3.27 ERA (4 ER, 11.0 IP) over three starts with Frederick to end his campaign.

2017

- Spent the season with Class-A Frederick, where he went 4-5 with a 5.90 ERA in 20 starts.
- Earned his first professional victory in his first start of the season, 4/8 vs. Carolina.
- Opened the year 3-0 with a 1.64 ERA over his first four starts, allowing 10 hits while striking out 16 over 22.0 innings.
- Set professional career-high with seven strikeouts in a win at Carolina, 5/5.
- Allowed three earned runs or less in 13 of his 20 starts, but surrendered six earned runs or more in four outings.
- After the season, rated by Baseball America as the #7 prospect in the O's organization.

2016

- Began his professional career in the Orioles organization with Class-A Aberdeen, posting a 3.67 ERA over nine starts. Pitched 3.0 innings in each of his nine outings, allowing more than one hit in just three appearances.
- Limited New York-Penn League batters to a .158 average, as he registered nine more strikeouts (25) than hits allowed (16) in 27.0 innings pitched.



CODY SEDLOCK was named a Carolina League Midseason All-Star at Class-A Frederick in 2019 after going 4-1 with a 2.36 ERA over 13 games (10 starts). (Baltimore Sun)

YR	TEAM	ORG	W-L	ERA	G	GS	CG	SHO	SV	IP	H	R	ER	HR	HB	BB	SO	WHIP	AVG
2016	Aberdeen IronBirds (A)	BAL	0-1	3.00	9	9	0	0	0	27.0	16	11	9	1	0	13	25	1.07	.158
2017	Frederick Keys (A)	BAL	4-5	5.90	20	20	0	0	0	90.0	119	66	59	11	2	36	69	1.72	.313
2018	Frederick Keys (A)	BAL	0-2	7.97	6	6	0	0	0	20.1	27	19	18	3	4	12	13	1.92	.325
	GCL Orioles (R)	BAL	0-0	0.93	5	1	0	0	0	9.2	5	1	1	0	1	4	10	0.93	.161
	Aberdeen IronBirds (A)	BAL	0-1	2.57	2	2	0	0	0	7.0	6	2	2	0	0	2	5	1.14	.250
2019	Bowie Baysox (AA)	BAL	1-2	3.71	9	6	0	0	1	34.0	30	15	14	3	2	20	34	1.47	.238
	Frederick Keys (A)	BAL	4-1	2.36	13	10	1	1	0	61.0	38	16	16	4	4	26	66	1.05	.181
Minor League Totals			9-12	4.30	64	54	1	1	1	249.0	241	130	119	22	13	113	222	1.42	.252

Chris Shaw

Christopher James Shaw
INFILDER/OUTFIELDER

BATS **LEFT** THROWS **RIGHT** HEIGHT **6-4** WEIGHT **220** DOB **10/20/93** SERVICE TIME **0.060**

BORN: **Stoneham, MA**

RESIDES: **Lexington, MA**

HIGH SCHOOL: **Lexington High School (Lexington, MA)**

COLLEGE: **Boston College**

ACQUIRED: **Claimed off of waivers from SF, 11/25/20**

MLB DEBUT: **With SF on 9/2/19 @ STL (0-for-1, K as pinch hitter)**



@SHAWESOME24



@shawesome24



CAREER HIGHS

HITS
5, 2x, last: 7/15/19 @ Salt Lake

RBI
7, 8/29/19 vs. Reno

RUNS
4, 8/29/19 vs. Reno

HOME RUNS
3, 8/29/19 vs. Reno

STRIKEOUTS
4, 6x, last: 8/26/19 @ El Paso

WALKS
2, several times

STOLEN BASES
1, 3x, last: 5/25/19 @ Akron

HITTING STREAK
11 games, 2019

PERSONAL

- ◆ Claimed off waivers from the San Francisco Giants on 11/25/20.
- ◆ Selected by the Giants in the first round of the 2015 amateur draft (31st overall).
- ◆ Played college baseball at Boston College. Despite playing only three seasons, ranks ninth on the Eagles' all-time home run list.
- ◆ Became the sixth Boston College player drafted within the top 50 picks in school history.
- ◆ Played collegiate summer ball for the Chatham Anglers of the Cape Cod League. Honored with the league's John J. Claffey Award for Most Outstanding New England Player.
- ◆ Attended Lexington High School (MA). Other notable Lexington alumni include Ethan Zohn, winner of the third season of the reality TV series *Survivor*.
- ◆ As a high schooler, was selected to ESPN's All-State Team and Perfect Game's Third Team All-American squad. Was also named to the *Boston Globe* and *Boston Herald's* All-Scholastic Team as a senior.
- ◆ Hit .500 with seven home runs and 20 runs batted in as a high school senior, also going 4-0 with a 1.20 ERA on the mound. Threw two no-hitters in high school career.
- ◆ Was a four-year starting defenseman and captain on Lexington's hockey team.
- ◆ Previously selected by the New York Mets in the 26th round of the 2012 amateur draft, but did not sign.

2019

- ◆ Played most of the year with Triple-A Sacramento and Double-A Richmond, hitting a combined .294 (130-for-442) with 77 runs scored, 27 doubles, three triples, 28 home runs, and 94 runs batted in over 120 games.
- ◆ Recalled from Sacramento on 9/1, going 1-for-18 in 16 games for San Francisco.
- ◆ With Richmond, hit .358 (19-for-53) against left-handed pitching.
- ◆ Hit .321 (25-for-78) and .338 (54-for-160) in road games with Richmond and Sacramento, respectively.
- ◆ Hit 21 of his 28 home runs in Triple-A.
- ◆ Recorded a 1.098 OPS with seven home runs and 49 runs batted in for Sacramento in 89 at-bats.
- ◆ Stole two bases in a span of three games (5/23-5/25), after not stealing a single base over his first 417 professional games.
- ◆ Tallied five hits in a game for the second time in his pro career on 7/19 at Salt Lake.
- ◆ Blasted three home runs in a single game for the third time in his career on 8/29 against Reno, also driving in a career-high seven runs.
- ◆ Named an Organizational All-Star by MiLB.com for the fifth consecutive year.

2018

- ◆ Spent the majority of the season at Triple-A Sacramento, hitting .259 (102-for-394) with 24 home runs...Made his Major League debut on 8/31 at New York (NL) following the Giants' trade of Andrew McCutchen.

- ◆ Led the River Cats in home runs and runs batted in.
- ◆ Tied for fifth-most home runs in the Pacific Coast League.
- ◆ Hit .276 (83-for-301) against righties in Triple-A, but just .204 (19-for-93) against lefties.
- ◆ Drove in the go-ahead run on a sacrifice fly in Major League debut.
- ◆ Recorded first big-league hit with a pinch-hit, go-ahead home run on 9/3 at Colorado.
- ◆ Became the fourth Giant with his first hit as a pinch-hit home run, and the first since Damon Minor on 9/10/00.
- ◆ Tallied first stolen base of his professional career on 9/18 at San Diego.
- ◆ Went 9-for-32 (.281) to finish the year after starting MLB tenure by going 1-for-22.
- ◆ Named an Organizational All-Star by MiLB.com for the fourth straight season.

2017

- ◆ Saw action with Double-A Richmond and Triple-A Sacramento, hitting .301 (40-for-133) in 37 games for the Flying Squirrels and .289 (97-for-336) for the River Cats. Tallied 24 home runs and 79 runs batted in between the two levels.
- ◆ Appeared in first professional game as an outfielder on 4/8 against Hartford.
- ◆ With Sacramento, hit .435 (27-for-62) with a 1.391 OPS and 13 extra-base hits after getting ahead in the count.
- ◆ Named an Organizational All-Star by MiLB.com for the third straight year.

2016

- ◆ Split time between Class-A San Jose and Double-A Richmond, playing in 132 total games and hitting a combined .267 (132-for-504) with 38 doubles, four triples, 21 home runs, and 85 runs batted in.
- ◆ Hit eight doubles and eight home runs for San Jose over 105 total May at-bats.
- ◆ Struggled in July, slashing just .208/.268/.327 in first full month in Double-A. Rebounded with a .279/.322/.505 effort in August.
- ◆ Received multiple accolades, including selections as a California League Mid-Season All-Star, *Baseball America* Class-A Advanced Mid-Season All-Star, and MiLB.com Organizational All-Star.

2015

- ◆ Began professional career with 46 games for Class-A Salem-Keizer, slashing .287/.360/.551 over 200 plate appearances and tallying 23 extra-base hits.
- ◆ Posted a 1.024 OPS after the Northwest League All-Star Game, recording 16 extra-base hits in 23 games.
- ◆ Chosen as Northwest League Player of the Week on 9/7 after going 8-for-23 (.348) with three doubles and three home runs to close out the year.
- ◆ Named a Northwest League Mid-Season All-Star, *Baseball America* Short-Season All-Star, and MiLB.com Organizational All-Star.

YR	TEAM	ORG	AVG	G	AB	R	H	2B	3B	HR	RBI	BB	SO	SB	CS	OBP	SLG	OPS
2015	Salem-Keizer Volcanoes (A)	SF	.287	46	178	22	51	11	0	12	30	19	41	0	0	.360	.551	.911
2016	San Jose Giants (A)	SF	.285	72	270	47	77	22	0	16	55	28	70	0	0	.357	.544	.902
	Richmond Flying Squirrels (AA)	SF	.246	60	232	26	57	16	4	5	30	20	55	0	0	.309	.414	.722
2017	Richmond Flying Squirrels (AA)	SF	.301	37	133	16	40	10	0	6	29	18	26	0	0	.390	.511	.901
	Sacramento River Cats (AAA)	SF	.289	88	336	42	97	25	1	18	50	20	106	0	0	.328	.530	.858
2018	Sacramento River Cats (AAA)	SF	.259	101	394	55	102	21	2	24	65	21	144	0	0	.308	.505	.813
	SAN FRANCISCO GIANTS (NL)	SF	.185	22	54	2	10	2	0	1	7	7	23	1	0	.274	.278	.552
2019	Richmond Flying Squirrels (AA)	SF	.288	45	160	25	46	9	2	7	24	19	33	2	2	.368	.500	.868
	Sacramento River Cats (AAA)	SF	.298	75	282	52	84	18	1	21	70	20	78	0	0	.355	.592	.947
	SAN FRANCISCO GIANTS (NL)	SF	.056	16	18	0	1	0	0	0	0	2	8	0	0	.150	.056	.206
Major League Totals			.153	38	72	2	11	2	0	1	7	9	31	1	0	.244	.222	.466
Minor League Totals			.279	524	1985	285	554	132	10	109	353	165	553	2	2	.340	.520	.861

Kevin Smith

Kevin Patrick Smith
LEFT-HANDED PITCHER

BATS **RIGHT** THROWS **LEFT** HEIGHT **6-5** WEIGHT **200** DOB **5/13/97** SERVICE TIME **0.000**

BORN: **Dunwoody, GA**

RESIDES: **Athens, GA**

HIGH SCHOOL: **Dunwoody High School (Dunwoody, GA)**

COLLEGE: **University of Georgia**

ACQUIRED: **Trade with NYM, with IF Victor Gonzalez, for RHP Miguel Castro, 8/31/20**

MLB DEBUT:



@k_smith08



@_ksmith11



CAREER HIGHS

STRIKEOUTS	INNINGS	WALKS	HOME RUNS ALLOWED
9, 3x, last: 7/1/19 @ Charlotte	6.0, 7x, last: 8/13/19 vs. New Hampshire	5, 8/7/19 vs. Harrisburg	1, 7x, last: 7/25/19 vs. Bowie
RUNS ALLOWED	EARNED RUNS ALLOWED	HITS ALLOWED	PITCHES IN A GAME
6, 8/18/19 vs. Hartford	6, 8/18/19 vs. Hartford	11, 4/15/19 vs. Fort Myers	72, 4/15/19 vs. Fort Myers

PERSONAL

- ◆ Acquired by Baltimore from the New York Mets, along with a PTBNL (INF Victor Gonzalez), in exchange for RHP Miguel Castro on 8/31/20.
- ◆ Originally selected by the New York Mets in the 7th round of the 2018 MLB June Amateur Draft from the University of Georgia.
- ◆ Posted a 8-1 record, 3.69 ERA, .233 average against and 79 strikeouts with only 25 walks in his junior season at Georgia.
- ◆ Attended Dunwoody High School (GA), where he led his team to a region championship his junior year after posting a 1.67 ERA...Batted .357 and pitched to a 6-1 record with a 1.60 ERA his senior year.

RANKING ON ORIOLES TOP PROSPECT LISTS ENTERING 2021

#18 - Baseball America | #18 - MLB.com

2019

- ◆ Entered the year ranked as the No. 11 prospect in the New York Mets system.
- ◆ Named a MiLB.com Mets Organization All-Star.
- ◆ Split the season between Class-A St. Lucie and Double-A Binghamton.
- ◆ Started the year with St. Lucie, where he went 5-5 with a 3.05 ERA (29 ER, 85.2 IP), 102 strikeouts and just 24 walks in 17 starts...His 102 strikeouts led St. Lucie pitchers.
- ◆ Registered a career-high nine strikeouts in three different starts (5/9, 6/20 and 7/1).
- ◆ With St. Lucie, held left-handed batters to a .217 (18-for-83) average with no home runs.
- ◆ Posted a 1.17 ERA (3 ER, 23.0 IP) with 30 strikeouts over his final four starts with St. Lucie before being called up to Binghamton on 7/19.
- ◆ Rated mid-season as the Mets No. 8 prospect according to *Baseball America*.
- ◆ Made six starts for Double-A Binghamton, going 3-2 with a 3.45 ERA (12 ER, 31.1 IP).
- ◆ Posted a 1.98 ERA (6 ER, 27.1 IP) and a .187 average against over his first five starts for Binghamton.
- ◆ Allowed a career-high six earned runs in his final start of the year on 8/18 vs. Hartford, bumping his season ERA up to 3.45.
- ◆ Held opposing left-handed batters to a .182 (6-for-33) average with Binghamton.
- ◆ Yielded just six home runs on the season between St. Lucie and Binghamton (478 total batters faced)...He has allowed just seven home runs in his pro career (563 TBF).
- ◆ Was placed on the 7-day Injured List on 8/19, ending his season.

2018

- ◆ Began his professional career with Class-A Brooklyn in the Mets organization, going 4-1 with a 0.76 ERA (2 ER, 23.2 IP) with 28 strikeouts in 12 appearances (three starts).
- ◆ Earned a win in his pro debut on 6/23 at Connecticut after striking out the side in a scoreless eighth inning in relief (allowed one hit).
- ◆ Made his first career start on 7/3 vs. Staten Island, taking a no-decision after tossing 3.0 scoreless innings (1 H, 1 BB, 5 K).
- ◆ Did not allow a run in 10 of his 12 appearances on the season.
- ◆ Allowed no runs and just one hit over his final four outings of the season (6.1 IP).
- ◆ Opposing batters hit just .156 (12-for-77) with one home run against him.



KEVIN SMITH made his first MLB Spring Training appearance in 2020 with the Mets. Two of his four outings were scoreless, including his final outing at Houston on 3/6/20 (2.0 IP, 1 H, 2 K). (Mark Cunningham/MLB Photos)

YR	TEAM	ORG	W-L	ERA	G	GS	CG	SHO	SV	IP	H	R	ER	HR	HB	BB	SO	WHIP	AVG
2018	Brooklyn Cyclones (A)	NYM	4-1	0.76	12	3	0	0	0	23.2	12	3	2	1	0	6	28	0.76	.156
2019	St. Lucie Mets (A)	NYM	5-5	3.05	17	17	0	0	0	85.2	83	30	29	5	3	24	102	1.25	.259
	Binghamton Rumble Ponies (AA)	NYM	3-2	3.45	6	6	0	0	0	31.1	25	12	12	1	0	15	28	1.28	.227
Minor League Totals			12-8	2.75	35	26	0	0	0	140.2	120	45	43	7	3	45	158	1.17	.237

DJ Stewart

Demetrius Jerome Stewart
OUTFIELDER

BATS LEFT THROWS RIGHT HEIGHT 6-0 WEIGHT 230 DOB 11/30/93 SERVICE TIME 1.065

BORN: Gainesville, FL

RESIDES: Yulee, FL

HIGH SCHOOL: The Bolles School (Jacksonville, FL)

COLLEGE: Florida State University

ACQUIRED: Selected by Baltimore in the first round (25th overall) of the 2015 draft

MLB DEBUT: For BAL on 9/12/18 vs OAK (3 AB)



@GOODJ18



@dj_stewart8



CAREER HIGHS

HITS	RBI	RUNS	HOME RUNS
4, 3x, last: 5/25/19 @ Gwinnett	7, 5/8/19 vs Pawtucket	4, 3x, last: 6/22/18 @ Louisville	2, 3x, last: 5/8/19 vs Pawtucket
STRIKEOUTS	WALKS	STOLEN BASES	HITTING STREAK
4, 2x, last: 7/4/18 @ Gwinnett	3, 4x, last: 9/27/19 @ Boston	3, 6/6/16 @ West Virginia	9 games, 2016 season

PERSONAL

- Selected by Baltimore in the 1st round (25th overall) of the 2015 draft. Originally selected by the New York Yankees in the 28th round of the 2012 draft but did not sign.
- Attended Florida State University, where he was named the Atlantic Coast Conference Player of the Year as a sophomore in 2014. During his junior year at FSU, he led the nation with 69 walks and batted .318 with 15 home runs, 59 RBI and a .500 OBP.
- Attended The Bolles School (FL) for high school, where he won five state championships (three in football and two in baseball). The Bolles School has also produced MLB Hall of Famer Chipper Jones, 2016 Olympic Gold Medalist swimmer Ryan Murphy and current tight end for the Baltimore Ravens, Hayden Hurst.

2020

- Appeared on his first career Opening Day roster...Played in 31 games for Baltimore.
- Homered in four-straight games from 9/5-9 for the first time in his career; had homered in consecutive games only one other time in his career (two-straight, 9/19-21, 2018).
- Homered in three consecutive at-bats (9/5-6); his first three hits of the season.
- Recorded his first career multi-home run game on 9/5 vs. New York (AL).
- Led the Orioles with 20 walks and had three multi-walk games on the season.
- Made 20 starts in right field and 10 starts in left field.

2019

- Split the year between Norfolk and Baltimore. Also appeared in nine rehab games between the GCL Orioles and Double-A Bowie.
- Entered year ranked among O's top prospects by Baseball America (#15) & MLB.com (#16).
- Opened the year in Norfolk and led the Tides in RBI (35), walks (29) and extra-base hits (23) when he was promoted to Baltimore for the first time on 5/28.
- Named Orioles Minor League Player of the Month for May after hitting .457 (31-68) with 10 doubles, five home runs, 15 runs, 27 RBI and a .518 OBP over 19 games. His .457 average in May led all of MiLB, and he had more multi-hit games (8) than hitless games (3) in May.
- Named an Orioles Organizational All-Star by MiLB.com.
- Ranked 5th among O's farmhands with 15 homers despite appearing in only 72 games. Also ranked among O's minor leaguers in extra-base hits (T-6th, 37) and RBI (7th, 56).
- Homered twice (including a grand slam), doubled and drove in a career-high seven RBI, 5/8 vs. Pawtucket. The seven RBI was the most by a Tides player in 2020.
- Tied his career-high with four hits, 5/25 at Gwinnett.
- Recalled by Baltimore on 5/28. Registered three hits and a steal that night vs Detroit.
- Had two stints on O's Injured List: 6/6 - 7/14 (right ankle) and 8/7 - 8/16 (concussion).
- Batted .304 (14-46) with four doubles and three RBI in 14 August games for Orioles.

2018

- Spent the majority of the season with Norfolk, ranking among team leaders in home runs (1st, 12), doubles (T-1st, 24), walks (1st, 54), games (2nd, 116), RBI (2nd, 55), stolen bases

(2nd, 11), total bases (2nd, 163) and hits (99). His 54 walks ranked 7th in the IL.

- Named an IL Midseason All-Star, going 3-3 with an RBI and a run scored in the contest.
- His first Triple-A homer was a two-out, two-run walk-off in the 9th inning, 4/8 vs. Gwinnett.
- Belted a grand slam and matched a career-high with four runs scored, 6/22 at Louisville.
- Appeared in LF (24 G), CF (3 G) and RF (88 G), leading the Tides with eight outfield assists.
- Lined a 10th inning RBI single in a walk-off win vs. Gwinnett, 7/13.
- Had contract selected by Baltimore on 9/11 and made his MLB debut on 9/12 vs Oakland, starting in left field. Collected his first big league hit, 9/18 vs. Toronto (Aaron Sanchez).
- Belted his first career MLB home run, 9/19 vs. Toronto (off of Marco Estrada).

2017

- Batted .278 with 26 doubles, 21 home runs, 20 stolen bases, 80 runs and 79 RBI in 126 games for Double-A Bowie. Ranked among Eastern League leaders in runs (1st, 80), RBI (4th, 79), OBP (4th, .378) walks (4th, 65) and total bases (5th, 220).
- Became the first player in Bowie history to hit 20 homers and steal 20 bases in the same season. Was one of just 10 players in all of MiLB to hit 20 home runs and steal 20 bases.
- Ranked among O's farmhands in RBI (4th, 79), steals (T-4th, 20) and home runs (5th, 21).
- Named as an outfielder on MiLB.com's Orioles All-Star Team.
- Registered 38 multi-hit games, including eight different three-hit games.
- Hit a grand slam and set a career-high with six runs batted in, 8/5 at Portland.
- Was Baltimore's Minor League Player of the Month for August after hitting .340 with six home runs, 20 RBI and a .446 on-base percentage.

2016

- Split the year between Delmarva and Frederick, hitting .254 with 10 homers and 55 RBI.
- Drew 78 walks, a total that led the O's system and ranked 12th in Minor League Baseball.
- Ranked 4th among Orioles minor leaguers with 26 stolen bases.
- Opened the year with Delmarva, hitting .230 with four home runs and 25 RBI in 62 games.
- Set a career-high with four runs scored, 4/22 at Kannapolis (2-2, 2 BB, 4 R).
- Registered a career-high four hits and stole three bases, 6/6 at West Virginia.
- Despite appearing in only 62 games with Delmarva, ranked 2nd on the club with 42 walks.
- Promoted to Frederick on 6/23 and hit .279 with six home runs and 30 RBI in 59 games.
- Scored four runs for the second time in 2016, 7/4 at Lynchburg (3-4, 2B, RBI, 4 R).
- Had a career-best nine-game hitting streak from 7/6-15, hitting .333 (12-36).
- Homered and matched his career-high with four RBI, 7/11 vs. Winston-Salem.
- Was an All-Star for Peoria in the Arizona Fall League.

2015

- Ranked as the #9 prospect in the New York-Penn League by Baseball America.
- Slugged his first professional home run on 7/6 at Mahoning Valley.
- Homered in both games of a doubleheader, 7/20 at Tri-City.

YR	TEAM	ORG	AVG	G	AB	R	H	2B	3B	HR	RBI	BB	SO	SB	CS	OBP	SLG	OPS
2015	Aberdeen IronBirds (A)	BAL	.218	62	238	25	52	8	2	6	24	23	52	4	1	.288	.345	.633
2016	Delmarva Shorebirds (A)	BAL	.230	62	213	27	49	12	1	4	25	42	58	16	6	.366	.352	.719
	Frederick Keys (A)	BAL	.279	59	201	41	56	12	2	6	30	36	46	10	3	.389	.448	.837
2017	Bowie Baysox (AA)	BAL	.278	126	457	80	127	26	2	21	79	65	87	20	4	.378	.481	.859
2018	BALTIMORE ORIOLES (AL)	BAL	.250	17	40	8	10	3	0	3	10	4	12	2	1	.340	.550	.890
	Norfolk Tides (AAA)	BAL	.235	116	421	59	99	24	2	12	55	54	103	11	4	.329	.387	.716
2019	BALTIMORE ORIOLES (AL)	BAL	.238	44	126	15	30	6	0	4	15	14	26	1	2	.317	.381	.698
	Bowie Baysox (AA)	BAL	.308	4	13	5	4	1	0	1	6	3	2	0	0	.471	.615	1.086
	Norfolk Tides (AAA)	BAL	.291	63	230	42	67	19	2	12	47	38	51	5	4	.396	.548	.944
	GCL Orioles (R)	BAL	.133	5	15	4	2	0	0	2	3	4	5	0	0	.350	.533	.883
2020	BALTIMORE ORIOLES (AL)	BAL	.193	31	88	13	17	2	0	7	15	20	38	0	0	.355	.455	.809
Major League Totals			.224	92	254	49	57	11	0	14	40	38	76	3	3	.332	.433	.765
Minor League Totals			.255	497	1788	283	456	102	11	64	269	265	404	66	22	.358	.432	.790

Cole Sulser

Cole Young Sulser

RIGHT-HANDED PITCHER

BATS **RIGHT** THROWS **RIGHT** HEIGHT **6-1** WEIGHT **190** DOB **3/12/90** SERVICE TIME **1.028**

BORN: **Santa Ysabel, CA**

RESIDES: **Tampa, FL**

HIGH SCHOOL: **Ramona High School (Ramona, CA)**

COLLEGE: **Dartmouth University**

ACQUIRED: **Claimed off of waivers from TB, 10/1/19**

MLB DEBUT: **For TB on 9/6/19 vs TOR (1.0 IP, 1 H, 0 R, 2 BB, 1 K)**



@cole_sulser



CAREER HIGHS

STRIKEOUTS

10, 2x, last: 9/3/13 @ Auburn

INNINGS

6.1, 7/30/14 @ Salem

WALKS

4, 2x, last: 5/17/14 vs Salem

HOME RUNS ALLOWED

2, 6/19/14 vs Frederick

RUNS ALLOWED

10, 6/19/14 vs Frederick

EARNED RUNS ALLOWED

9, 6/19/14 vs Frederick

HITS ALLOWED

10, 3x, last: 8/5/14 @ Frederick

PITCHES IN A GAME

100, 7/11/14 @ Trenton

PERSONAL

- ◆ Claimed by Baltimore off of waivers from Tampa Bay on 10/1/19.
- ◆ Originally selected by Cleveland in the 25th round of the 2013 draft.
- ◆ Graduated from Dartmouth College, where he was a First-Team All-Ivy pitcher after his junior season in 2011. Was All-Ivy Second Team and Dartmouth Pitcher of the Year after a sophomore season that saw him lead the Ivy League with eight victories.
- ◆ Earned two bachelor's degrees at Dartmouth: in engineering sciences with public policy and mechanical engineering.
- ◆ Pitched with his younger brother, Beau, at Dartmouth. Beau was drafted by Pittsburgh in the 10th round of the 2017 draft.
- ◆ Traded to Tampa Bay as part of a three-team deal on 12/13/18 that sent IF Yandy Diaz to the Rays, IF Jake Bauers & C Carlos Santana to Cleveland, and IF Edwin Encarnacion to Seattle.
- ◆ Attended Ramona High School (CA), where he helped lead the team to the Valley League and North County championship his senior season. Also served as student body president.

2020

- ◆ Made first career Opening Day roster...Made 19 relief appearances for the Orioles.
- ◆ Recorded his first career save on 7/26 at Boston (his season debut).
- ◆ Earned his first career win on 8/11 at Philadelphia.
- ◆ Was the only player in the majors to record two saves of 2.0 or more innings (7/26 at Boston and 8/2 vs. Tampa Bay.)
- ◆ Posted a 3.46 ERA (5 ER, 13.0 IP) and a .116 (5-for-43) opp. BA in his first 10 outings.

2019

- ◆ Spent the majority of the season with Triple-A Durham before a September call up to Tampa Bay. Went 6-3 with a 3.27 ERA in 49 appearances (four starts) with Durham before recording seven scoreless outings with the Rays.
- ◆ His 49 games ranked 2nd among Rays minor leaguers and 4th in the International League.
- ◆ Registered 89 strikeouts, tied for the second-most among Durham Bulls pitchers.
- ◆ 35 of his 49 appearances with Durham were scoreless.
- ◆ Held IL batters to a .208 average, with righties hitting just .170 against him.
- ◆ Earned a save on 7/5 at Gwinnett and capped off a seven-inning no-hitter after striking out six over three hitless innings. The no-hitter was Durham's first-ever seven-inning no-no.
- ◆ Went 2-0 with a 1.32 ERA in 17 appearances for Durham after the All-Star break.
- ◆ Had contract selected on 9/2 and made MLB debut on 9.6 vs. Toronto. Struck out the first batter he faced (Rowdy Tellez) while throwing a scoreless inning of relief in his debut.
- ◆ Held big league batters to a .192 average, with lefties hitting just .125 (1-8).
- ◆ Designated for assignment on 9/29 and claimed off of waivers by Baltimore on 10/1.

2018

- ◆ Spent most of the year with Triple-A Columbus, going 5-4 with a 4.53 ERA in 41 outings.
- ◆ Made six appearances for Double-A Akron in July, going 3-0 with a 0.00 ERA (9.0 IP).
- ◆ Registered 40 more strikeouts (95) than hits allowed (55) in 60.2 IP.
- ◆ Ranked among Indians farmhands in games (T-2nd, 47) and wins (T-6th, 8).
- ◆ Held IL left-handed batters to a .164 average (12-73) with 39 strikeouts.
- ◆ 36 of his 47 appearances between the two levels were scoreless.
- ◆ Recorded at least one strikeout in 36 of his 41 appearances with Columbus. Registered multiple strikeouts in 26 of his 41 outings.

2017

- ◆ Combined to go 3-1 with a 2.70 ERA in 45 appearances between Double-A Akron (10 games) and Triple-A Columbus (35 games). Also added 70 strikeouts in 63.1 total innings.
- ◆ His 45 total appearances ranked fourth among all Indians minor league pitchers.
- ◆ Did not allow an earned run in first eight appearances with Columbus (11.1 innings). Also allowed just one earned run in first 21.1 innings with the Clippers (0.42 ERA).
- ◆ Went 1-0 with a 1.89 ERA (4 ER, 19.0 IP) in 15 road appearances for Columbus.
- ◆ Recorded four or more outs in 25 of 45 total appearances. Pitched at least 2.0 innings or more in 13 of the 45 games.
- ◆ Played in the Dominican Winter League for Estrellas de Oriente after the season.

2016

- ◆ Split season between Single-A Lynchburg, Double-A Akron and Triple-A Columbus. Finished 2-5 with a 4.34 ERA in 42 appearances (three starts) over 64.1 innings.
- ◆ Pitched on 4/7 vs Winston-Salem for Lynchburg in first game after Tommy John surgery.
- ◆ Best month was in August, where he posted a 3.00 ERA in nine appearances with the Rubber Ducks. Allowed four earned runs over 12.0 innings with nine strikeouts.

CAREER HIGHLIGHTS

- ◆ Spent full 2015 season recovering from second Tommy John surgery (first was in college).
- ◆ Posted a 5.43 ERA in 25 games (23 starts) between Carolina and Akron in 2014.
- ◆ Totaled 129 strikeouts in the 2014 campaign, the fourth most among Indians farmhands.
- ◆ Made longest start (6.1 innings) on 7/30/14 at Salem, picking up the win after allowing three runs on five hits while walking two and striking out three.
- ◆ Threw 100 pitches on 7/11/14 at Trenton, allowing just one earned run over 6.0 innings.
- ◆ Tied for ninth in the New York-Penn League with 60 strikeouts during the 2013 campaign.
- ◆ Registered back-to-back 10-strikeout performances (career-highs) to end 2013 season.

YR	TEAM	ORG	W-L	ERA	G	GS	CG	SHO	SV	IP	H	R	ER	HR	HB	BB	SO	WHIP	AVG
2013	Mahoning Valley Scrappers (A)	CLE	3-2	1.83	15	9	0	0	0	54.0	37	12	11	1	2	9	60	0.85	.191
2014	Akron RubberDucks (AA)	CLE	0-1	3.27	2	2	0	0	0	11.0	9	6	4	2	1	2	9	1.00	.225
	Carolina Mudcats (A)	CLE	4-13	5.62	25	23	0	0	0	125.0	135	92	78	9	6	35	120	1.36	.274
2016	Akron RubberDucks (AA)	CLE	1-4	4.81	28	2	0	0	5	39.1	44	21	21	1	1	13	38	1.45	.280
	Columbus Clippers (AAA)	CLE	0-0	1.69	2	1	0	0	0	5.1	3	1	1	0	0	0	7	0.56	.158
	Lynchburg Hillcats (A)	CLE	1-1	4.12	12	0	0	0	2	19.2	21	12	9	1	1	4	25	1.27	.276
2017	Akron RubberDucks (AA)	CLE	1-1	2.93	10	0	0	0	1	15.1	12	7	5	2	0	4	11	1.04	.222
	Columbus Clippers (AAA)	CLE	2-0	2.63	35	0	0	0	2	48.0	47	15	14	3	0	26	59	1.52	.257
2018	Akron RubberDucks (AA)	CLE	3-0	0.00	6	0	0	0	1	9.0	3	0	0	0	0	1	17	0.44	.103
	Columbus Clippers (AAA)	CLE	5-4	4.53	41	0	0	0	1	51.2	52	31	26	4	3	16	78	1.32	.265
2019	TAMPA BAY RAYS (AL)	TB	0-0	0.00	7	0	0	0	0	7.1	5	0	0	0	0	3	9	1.09	.192
	Durham Bulls (AAA)	TB	6-3	3.27	49	4	0	0	2	66.0	51	24	24	4	3	24	89	1.14	.208
2020	BALTIMORE ORIOLES (AL)	BAL	1-5	5.56	19	0	0	0	5	22.2	17	18	14	2	0	17	19	1.50	.210
Major League Totals			1-5	4.20	26	0	0	0	5	30.0	22	18	14	2	0	20	28	1.40	.206
Minor League Totals			26-29	3.91	225	41	0	0	14	444.1	414	221	193	27	17	134	513	1.23	.246

Dillon Tate

Dillon Michael Tate
RIGHT-HANDED PITCHER

BATS **RIGHT** THROWS **RIGHT** HEIGHT **6-2** WEIGHT **195** DOB **5/1/94** SERVICE TIME **1.048**

BORN: Harbor City, CA

RESIDES: Henderson, NV

HIGH SCHOOL: Claremont High School (Claremont, CA)

COLLEGE: University of California, Santa Barbara

ACQUIRED: Trade with NYY (with 2 others) for LHP Zach Britton, 7/25/18

MLB DEBUT: For BAL on 7/29/19 vs SD (2.0 IP, 2 H, 3 ER, 1 BB, 3 K)



CAREER HIGHS

STRIKEOUTS

11, 7/2/17 @ Clearwater

INNINGS

8.0, 8/6/17 @ St. Lucie

WALKS

4, 7x, last: 7/5/18 @ Altoona

HOME RUNS ALLOWED

2, 5x, last: 8/1/19 vs Toronto

RUNS ALLOWED

7, 5/21/16 @ West Virginia

EARNED RUNS ALLOWED

7, 5/21/16 @ West Virginia

HITS ALLOWED

9, 8/4/18 vs Reading

PITCHES IN A GAME

109, 7/31/17 @ Daytona

PERSONAL

- Acquired by Baltimore from the New York Yankees, along with LHP Josh Rogers and RHP Cody Carroll, in exchange for LHP Zach Britton, 7/25/18.
- Traded by Texas, along with RHP Nick Green and RHP Erik Swanson, in exchange for OF Carlos Beltrán on 8/1/16.
- Originally selected by Texas in the 1st round (4th overall) of the 2015 draft. He was the highest draft selection and the first 1st round pick in UC-Santa Barbara history. He was the first pitcher selected in the 2015 draft, as IF Dansby Swanson (1st to Atlanta), IF Alex Bregman (2nd to Houston) and IF Brendan Rogers (3rd to Colorado) were the top three picks.
- At UC-Santa Barbara, went 10-6 with 12 saves and a 2.16 ERA in 46 career appearances (14 starts) for the Guchos. Was UCSB's first-ever Golden Spikes Semifinalist after posting a 2.26 ERA in 14 starts as a junior in 2015. Was a consensus All-American at UCSB, earning the honors from Louisville Slugger, NCBWA and D1Baseball.
- Earned a spot on USA Baseball's Collegiate National Team in 2014, recording three saves and a 0.79 ERA in 11 appearances.
- Graduated from Claremont High School (CA), where he was named Second Team All-Sierra League during his senior year with the Wolfpack.

2020

- Went 1-1 with a 3.24 ERA (6 ER, 16.2 IP) and 14 strikeouts in 12 relief appearances for BAL.
- Held right-handed hitters to a .105 (4-for-38) batting average.
- Did not allow a hit in five-straight appearances (6.0 IP) from 8/31-9/12.
- Recorded his first career win on 9/5 vs. NYY (1.1 IP, BB, HBP, 2 K).
- Did not allow an earned run while working on 2-5 days rest (9.0 IP, 3 H, 2 BB, 8 K).

2019

- Entered the year rated among the top Orioles prospects by Baseball Prospectus (#6), Baseball America (#12) and MLB.com (#18).
- Spent the majority of his minor league season with Double-A Bowie (17 games), but also made appearances at Class-A Frederick (one game) and Norfolk (four games). Also made 16 appearances with Baltimore in his first Major League action.
- Combined to go 4-3 with a 3.25 ERA in 22 games (three starts) at the minor league level.
- Opened the year at Bowie and was moved to the bullpen after two starts. In his 15 games as a reliever with the Baysox, he posted a 1.67 ERA (5 ER, 27.0 IP).
- Spent 4/29 - 6/3 on Bowie's Injured List.
- Made MLB debut on 7/29 at San Diego after being recalled from Bowie. Registered first big league punchout in that contest (Hunter Renfroe).
- Made four relief appearances at Norfolk, going 2-0 with a 2.00 ERA (2 ER, 9.0 IP). Limited International League opponents to a .212 average (7-33).

- Recalled from Norfolk on 8/23 and spent the rest of the year with Baltimore.
- Held Major League left-handers to a .192 average (5-26), although 17 of his 20 strikeouts with the Orioles were against right-handed hitters.
- Did not allow a run in seven of his 11 appearances with Baltimore in September.

2018

- Pitched for Double-A Trenton and Double-A Bowie, going 7-5 with a 4.16 ERA in 22 starts.
- Ranked among Eastern League qualifiers in WHIP (4th, 1.21), fewest baserunners per nine IP (4th, 11.60) and lowest batting average against (5th, .247).
- Named to Eastern League Midseason All-Star Team (did not pitch in the game).
- Opened the year with Trenton, going 5-2 with a 3.38 ERA in 15 starts. He limited EL batters to a .218 average while registering eight more strikeouts (75) than hits allowed (67).
- Allowed two earned runs or fewer in 10 of his 15 starts with Trenton, including three starts in which he did not allow a run
- Recorded 10 strikeouts over 6.1 shutout innings of work, 6/15 vs. Erie.
- Registered at least one strikeout in 21 of his 22 starts.
- With Trenton, limited left-handers to a .186 average (27-145). Also held opposing leadoff batters to a .148 average (12-81) with a .198 on-base percentage.
- Went 3-1 with a 2.15 ERA (13 ER, 54.1 IP) in nine home starts with the Thunder.
- Joined Bowie on 7/29 after trade with New York Yankees organization.
- Went 2-3 with a 5.75 ERA in seven starts with Bowie.
- Tossed at least 5.0 innings in 20 of his 22 starts between Trenton and Bowie.

CAREER HIGHLIGHTS

2017: Made 13 starts between Class-A Tampa and Double-A Trenton, going 7-2 with a 2.81 ERA...Did not make his first appearance of the season until 6/20, but thrived in nine starts with Tampa as he went 6-0 with a 2.62 ERA...Set a career-high with 11 strikeouts over 7.0 shutout innings, 7/2 at Clearwater...Limited Florida State League batters to a .221 average. Held batters to a .161 average with runners in scoring position, including an .043 mark (1-23) with RISP and two outs...Promoted to Trenton and made his final four appearances of the season with the Thunder, going 1-2 with a 3.24 ERA and 17 strikeouts in 25.0 innings pitched... **2016:** Split the year between Class-A Hickory in the Texas system and Charleston in the Yankees organization, going 4-3 with a 4.70 ERA in 24 games (16 starts)...Named an Arizona Fall League All-Star selection after posting a 3.86 ERA for Scottsdale...Entered the year ranked among the Top 100 prospects in baseball by MLB.com (#36), Baseball Prospectus (#59) and Baseball America (#69)... **2015:** Posted a 1.00 ERA in six starts between Hickory and Spokane in the Rangers system...Ranked as the #5 prospect in the Rangers system by Baseball America.

YR	TEAM	ORG	W-L	ERA	G	GS	CG	SHO	SV	IP	H	R	ER	HR	HB	BB	SO	WHIP	AVG
2015	Hickory Crawdads (A)	TEX	0-0	1.29	4	4	0	0	0	7.0	3	1	1	1	0	0	5	0.43	.130
	Spokane Indians (A)	TEX	0-0	0.00	2	2	0	0	0	2.0	0	0	0	0	0	3	3	1.50	.000
2016	Hickory Crawdads (A)	TEX	3-3	5.12	17	16	0	0	0	65.0	78	39	37	5	9	27	55	1.62	.311
	Charleston RiverDogs (A)	NYN	1-0	3.12	7	0	0	0	0	17.1	21	10	6	1	0	6	15	1.56	.292
2017	Trenton Thunder (AA)	NYN	1-2	3.24	4	4	1	0	0	25.0	23	9	9	3	1	9	17	1.28	.253
	Tampa Yankees (A)	NYN	6-0	2.62	9	9	0	0	0	58.1	48	19	17	4	5	15	46	1.08	.221
2018	Trenton Thunder (AA)	NYN	5-2	3.38	15	15	0	0	0	82.2	67	33	31	7	7	25	75	1.11	.218
	Bowie Baysox (AA)	BAL	2-3	5.75	7	7	0	0	0	40.2	48	27	26	3	3	9	21	1.40	.302
2019	BALTIMORE ORIOLES (AL)	BAL	0-2	6.43	16	0	0	0	0	21.0	18	15	15	3	5	9	20	1.29	.231
	Bowie Baysox (AA)	BAL	2-3	3.48	17	2	0	0	5	33.2	28	14	13	4	2	9	30	1.10	.224
	Norfolk Tides (AAA)	BAL	2-0	2.00	4	0	0	0	2	9.0	7	2	2	1	1	1	7	0.89	.212
	Frederick Keys (A)	BAL	0-0	5.40	1	1	0	0	0	1.2	3	2	1	1	0	0	3	1.80	.375
2020	BALTIMORE ORIOLES (AL)	BAL	1-1	3.24	12	0	0	0	0	16.2	9	7	6	1	2	5	14	0.84	.164
Major League Totals			1-3	5.02	28	0	0	0	0	37.2	27	22	21	4	7	14	34	1.09	.203
Minor League Totals			22-13	3.76	87	60	1	0	7	342.1	326	156	143	30	28	104	277	1.26	.253

Ramón Urías

Ramon Francisco Urias (oo-REE-ahs)

INFIELDER

BATS **RIGHT** THROWS **RIGHT** HEIGHT **5-11** WEIGHT **180** DOB **6/3/94** SERVICE TIME **0.047**

BORN: **Magdalena de Kino, Mexico**

RESIDES: **Magdalena de Kino, Mexico**

HIGH SCHOOL:

COLLEGE:

ACQUIRED: **Claimed off of waivers from STL, 2/11/20**

MLB DEBUT: **For BAL on 8/20/20 vs. BOS (PH, 0-for-1, K)**



@ramonurias7



@ramonuriasx



CAREER HIGHS

HITS	RBI	RUNS	HOME RUNS
4, 5x, last: 8/9/19 at Sacramento	4, 2x, last: 8/9/19 at Sacramento	3, 2x, last: 4/15/19 at Round Rock	2, 8/5/19 vs. El Paso
STRIKEOUTS	WALKS	STOLEN BASES	HITTING STREAK
3, 4x, last: 5/3/19 at Nashville	3, 3x, last: 8/18/19 vs Iowa	2, 6/6/12 at DSL Yankees2	14 games, 2018

PERSONAL

- ◆ Claimed by Baltimore off of waivers from St. Louis on 2/11/20.
- ◆ Originally signed by Texas as an international free agent on 12/6/10.
- ◆ Has a younger brother, Luis, who plays in the Milwaukee Brewers organization.

2020

- ◆ Made his Major League debut on 8/20 vs. BOS, entering the game as a pinch-hitter in the ninth inning (struck out)... Batted .360 (9-for-25) in 10 games for Baltimore.
- ◆ Recorded his first career hit, a single on the first pitch he saw from LHP Martín Pérez in his first at-bat in the third inning on 8/22 vs. BOS.
- ◆ Hit safely in five-straight games to close out the season, hitting .400 (8-for-20).
- ◆ Hit his first home run on 9/25 at TOR, a solo homer off RHP Shun Yamaguchi in the fifth inning.

2019

- ◆ Spent the majority of the season with Triple-A Memphis, where he hit .263 with nine home runs, 24 doubles and 52 RBI over 96 games.
- ◆ Ranked among Cardinals minor leaguers in doubles (T-7th, 24) and RBI (T-10th, 52).
- ◆ Suffered a fractured cheekbone on 6/8 after being hit with a throw to second base between innings. Made seven rehab appearances with Class-A Palm Beach and Double-A Springfield before returning to action with Memphis on 7/16.
- ◆ Registered his first career multi-homer game in affiliated baseball, 8/5 vs. El Paso.
- ◆ Matched career-highs with four hits and four RBI, 8/9 at Sacramento.
- ◆ Batted .310 (31-100) with eight doubles, five homers and 21 RBI during August.
- ◆ Batted .294 with 18 doubles and 37 RBI in 53 road games with Memphis.

2018

- ◆ Signed by St. Louis as a minor league free agent on 1/4.
- ◆ Split the year between Double-A Springfield and Triple-A Memphis, batting .200 with 13 home runs, 28 doubles and 44 RBI in 90 games between the two clubs.
- ◆ Ranked among Cardinals farmhands in doubles (3rd, 28) and extra-base hits (5th, 41).
- ◆ Started games at second base (47), third base (13), shortstop (7) and first base (7).
- ◆ Registered a career-best 14-game hitting streak, 7/1 - 7/15 with Springfield.
- ◆ Recorded four different four-hit games, including three at Arkansas (4/22, 7/13, 7/19).
- ◆ Hit a three-run homer and matched a career-best with four RBI, 5/6 vs. Tulsa.
- ◆ Registered 23 multi-hit games between the two levels.
- ◆ Appeared in six postseason games with Memphis as the Redbirds won the PCL title and the Triple-A National Championship Game.
- ◆ Played in the Mexican Pacific League with Cañeros de los Mochis after the season.
- ◆ Hit three home runs and drove in seven runs, 11/28 vs. Obregón. Belted a 1st inning grand slam (homered in 3rd & 6th too) and scored four runs.

2017

- ◆ Spent fifth straight season with Diablos Rojos del México in the Mexican League, batting .340 with 29 doubles, three triples, 19 home runs and 79 RBI in 132 games.
- ◆ Named a Mexican League Midseason All-Star.
- ◆ Led team in batting average, home runs, RBI, hits (132), doubles (29) and walks (41).
- ◆ Led the Mexican League with 91 runs scored. Also finished among league leaders in OPS (1.010, 2nd), extra-base hits (51, T-2nd) and total bases (224, T-4th).
- ◆ Reached base safely in 32 consecutive games from 5/12 - 6/21, a mark that tied for the sixth-longest on-base streak in Mexican League history.

2016

- ◆ Played in 43 games with Diablos, hitting .301 with 41 hits and 20 RBI on the season.
- ◆ Final appearance was on 6/22 and was placed on reserve list for the rest of the year.
- ◆ Ran off a 27-game on-base streak from 4/29-5/29, posting a .446 on-base percentage.

2015

- ◆ Batted .351 with 10 home runs, 20 doubles and 55 RBI over 106 games for Diablos.
- ◆ Ranked among Mexican League leaders in runs (2nd, 91) and average (7th, .351).
- ◆ Totaled 13 games with at least three hits, including three different four-hit contests.
- ◆ Ended the season with a 13-game hitting streak that saw him bat .491 (26-53).
- ◆ Hit .263 (5-19) with a HR and a .440 OBP in six games during the Mexican League playoffs.

CAREER HIGHLIGHTS

- ◆ Batted .393 (11-28) in nine postseason games for Diablos Rojos del México in the 2014 Mexican League playoffs, helping team win the league title in a four-game sweep.
- ◆ Loaned by the Texas Rangers to Diablos Rojos del México of the Mexican League on 5/7/13. Played in 12 games for Diablos Rojos on the season, batting .300 (3-10) with a double and three RBI. Returned to Texas on 8/30/13.
- ◆ Hit .268 with 11 doubles and 36 RBI in 56 games with the DSL Rangers in 2012.
- ◆ Played in 49 games in first professional season with the DSL Rangers in 2011. Batted .213 with five doubles and 13 RBI. Hit first professional home run on 7/7 at DSL Giants.

YR	TEAM	ORG	AVG	G	AB	R	H	2B	3B	HR	RBI	BB	SO	SB	CS	OBP	SLG	OPS
2011	DSL Rangers (R)	TEX	.213	49	122	14	26	5	0	1	13	15	20	2	1	.338	.279	.617
2012	DSL Rangers (R)	TEX	.268	56	190	28	51	11	0	1	36	14	16	3	3	.346	.342	.688
2013	Diablos Rojos del Mexico (MEX)	---	.300	12	10	3	3	1	0	0	3	0	2	0	1	.300	.400	.700
2014	Diablos Rojos del Mexico (MEX)	---	.262	85	233	37	61	12	3	6	39	17	46	4	6	.341	.416	.757
2015	Diablos Rojos del Mexico (MEX)	---	.351	106	399	91	140	20	4	10	55	32	52	12	8	.410	.496	.907
2016	Diablos Rojos del Mexico (MEX)	---	.301	43	136	42	41	9	1	0	20	14	26	6	2	.418	.382	.801
2017	Diablos Rojos del Mexico (MEX)	---	.340	106	388	91	132	29	3	19	79	41	75	12	10	.433	.577	1.011
2018	Springfield Cardinals (AA)	STL	.333	44	168	28	56	19	0	8	27	18	29	1	2	.406	.589	.996
	Memphis Redbirds (AAA)	STL	.261	46	142	20	37	9	0	5	17	6	29	0	0	.291	.430	.720
2019	Springfield Cardinals (AA)	STL	.375	2	8	1	3	0	0	0	1	0	2	0	0	.375	.375	.750
	Memphis Redbirds (AAA)	STL	.263	96	316	51	83	24	0	9	52	44	71	4	1	.369	.424	.793
	Palm Beach Cardinals (A)	STL	.200	5	20	5	4	0	0	1	2	1	8	0	0	.238	.350	.588
2020	BALTIMORE ORIOLES (AL)	BAL	.360	10	25	3	8	2	0	1	3	2	6	0	0	.407	.560	.967
Major League Totals			.360	10	25	3	8	2	0	1	3	2	6	0	0	.407	.560	.967
Minor League Totals			.299	650	2132	411	637	139	11	60	344	202	376	44	34	.382	.459	.840

Pat Valaika

Patrick Ryne Valaika (vuh-LAY-kah)

INFIELDER

BATS **RIGHT** THROWS **RIGHT** HEIGHT **5-11** WEIGHT **210** DOB **9/9/92** SERVICE TIME **3.079**

BORN: **Valencia, CA**

RESIDES: **Valencia, CA**

HIGH SCHOOL: **William S. Hart High School (Santa Clara, CA)**

COLLEGE: **University of California, Los Angeles**

ACQUIRED: **Claimed off of waivers from ARI, 1/30/20**

MLB DEBUT: **For COL on 9/6/16 vs SF (pinch runner)**



@patvalaika



CAREER HIGHS

HITS	RBI	RUNS	HOME RUNS
5, 7/14/19 @ El Paso	7, 4/8/17 vs Salt Lake	3, 8x, last: 9/24/20 @ Boston	2, 6x, last: 7/14/19 @ El Paso
STRIKEOUTS	WALKS	STOLEN BASES	HITTING STREAK
4, 4x, last: 10/2/16 vs Milwaukee	3, 8/1/19 at Memphis	3, 5/15/14 vs Lexington	22 games, 2014

PERSONAL

- Selected by Baltimore off of waivers from Arizona on 1/30/20. Had been claimed by the Orioles from Colorado on 10/30/19, but was claimed by Arizona from Baltimore on 1/16/20. Was outrighted to Norfolk from Baltimore on 2/11/20.
- Originally selected by Colorado in the 9th round of the 2013 draft.
- Attended UCLA, where he was a part of the 2013 College World Series champions. Was a teammate of Indians RHP Adam Plutko and Pirates IF Kevin Kramer while at UCLA.
- Attended Hart High School in Santa Clarita, CA, where he batted .313 his senior year. Hart High School has produced several big leaguers, including RHP Trevor Bauer (who also went to UCLA), RHP Tyler Glasnow, RHP James Shields, IF Kevin Millar, IF Todd Zeile and RHP Bob Walk. Hart HS is also the alma mater for *Saved By The Bell* actor Mark-Paul Gosselaar.
- His older brother, Chris Valaika, appeared in 99 MLB games with the Reds, Marlins and Cubs over a 10-year pro career. He is currently the Cubs Minor League Hitting Coordinator.
- His older brother, Matt Valaika, was a 34th round pick of the Cardinals in the 2010 draft.
- His younger brother, Nick Valaika, was a 24th round pick of the Pirates in the 2017 draft.

2020

- Appeared in 52 games for the Orioles, tied for the third-most on the team.
- 7 of his 8 home runs came in the 7th-inning-or-later, tied for the most in the majors.
- Batted .323 (21-for-65) with six extra-base hits in 22 games in September.
- Hit .400 (14-for-35) with five home runs when leading off an inning.
- Homered in three-straight games from 8/20-22... Only other time he homered in three straight games was from 7/16-19, 2016 with Double-A Hartford.
- Made starts at five different positions; SS (15), 2B (8), 1B (8), 3B (4), LF (3).

2019

- Appeared in 40 games for Colorado over four stints, batting .190 with a home run and four RBI. Also appeared in 84 games with Triple-A Albuquerque, batting .320 with 22 HR and 75 RBI.
- Ranked among Rockies farmhands in slugging (4th, .589), average (5th, .320), homers (5th, 22), extra-base hits (T-5th, 49), RBI (T-5th, 75), OPS (T-6th, .952) and total bases (7th, 206).
- Ranked among PCL leaders in slugging (7th, .589), average (8th, .320) and OPS (10th, .952).
- Named a Pacific Coast League Midseason All-Star. Batted .339 with 16 home runs and 39 RBI in 44 games with Albuquerque during the first half.
- Hit .350 (35-100) with RISP with Albuquerque, including .486 (17-35) with RISP and two outs.
- Hit a pinch-hit home run on 6/28 vs. the Los Angeles Dodgers, snapping a career-long 0-for-30 hitless streak - the second-longest hitless streak in Rockies history. Singled later in that same inning, the first time he's registered two hits in the same inning in his career. Then registered a two-hit game on 6/29 vs. Los Angeles (first back-to-back multi-hit MLB games.)

- Recorded a pinch-hit double on 9/17 vs. the New York Mets, snapping the Rockies' 0-for-24 hitless streak in pinch hit situations (was the longest streak in franchise history).
- Recorded first career Major League triple on 9/13 vs San Francisco.
- Batted .350 (14-40) in 22 games at Coors Field while hitting just .026 (1-39) in 18 road games with the Rockies. Batted .343 in 39 road games with Albuquerque.
- Batted .281 with the Rockies during the second half of the season.

2018

- Made first career Opening Day roster with Colorado and spent most of the season with the Rockies, hitting .156 with two home runs and five RBI in 68 games over four stints.
- Started games at first base (11), second base (10), third base (3) and shortstop (1) with Colorado. The Rockies went 17-8 in his starts, including winning each of his last 11.
- Made Colorado's National League Wild Card Game roster, pinch-hitting in the 10th inning.
- Appeared in 37 games with Albuquerque, hitting .316 with eight homers and 20 RBI.
- Hit a grand slam and drove in six runs, 6/17 vs. Nashville.

2017

- Opened the year with Albuquerque and was recalled by Colorado on 4/18, spending the remainder of the season with the Rockies. Hit .258 with 13 homers and 40 RBI in 110 games.
- Led Major League Baseball in several pinch-hit categories, including RBI (16), runs (12), extra-base hits (12) and doubles (8). Also totaled four pinch-hit home runs (3rd in MLB).
- Batted .328 (19-58) in 66 pinch-hit appearances. His 16 pinch-hit RBI were the most by any Major League rookie since the 1958 season, and his 12 extra-base hits as a pinch-hitter were tied for the most in Rockies history (John Vander Wal, 1995 and Greg Norton, 2003).
- Belted a pinch-hit grand slam, 9/16 vs. San Diego (his first career MLB grand slam).
- Hit home runs in consecutive pinch-hit appearances on 7/23 vs. Pittsburgh and 7/24 at St. Louis, the second Rockies player to ever accomplish the feat (Mark Sweeney, 2004).
- Hit for the cycle on 4/8 vs Salt Lake, totaling a career-best seven RBI.

CAREER HIGHLIGHTS

- Made MLB debut as a pinch-runner on 9/6/16 vs. San Francisco.
- Recorded his first MLB hit in his first career PA, 9/8/16 vs. San Diego - a double off of LHP Keith Hessler. Hit first career big league HR on 9/24/16 at Dodger Stadium off of RHP Jesse Chavez.
- Named an Eastern League All-Star with Double-A Hartford in 2016.
- Chosen as a Rockies Organizational All-Star by MiLB.com in 2016.
- Hit for the cycle on 8/22/16 vs. Fresno (4-5, 2B, 3B, HR, 3 RBI).
- Ranked among Rockies minor leaguers in 2016 in extra-base hits (2nd, 59), doubles (2nd, 41), total bases (3rd, 230), RBI (3rd, 80), hits (4th, 139) and runs (T-4th, 74).
- Recorded a career-best 22-game hitting streak with Class-A Asheville in 2014.

YR	TEAM	ORG	AVG	G	AB	R	H	2B	3B	HR	RBI	BB	SO	SB	CS	OBP	SLG	OPS
2013	Tri-City Dust Devils (A)	COL	.240	42	146	27	35	15	2	1	18	23	33	5	3	.345	.390	.735
2014	Modesto Nuts (A)	COL	.272	86	331	46	90	14	5	8	47	24	101	7	6	.321	.417	.738
	Asheville Tourists (A)	COL	.370	34	127	25	47	12	1	4	23	9	26	12	2	.407	.575	.982
2015	New Britain Rock Cats (AA)	COL	.235	124	468	57	110	25	5	8	57	30	117	19	7	.281	.361	.642
2016	COLORADO ROCKIES (NL)	COL	.263	13	19	3	5	1	0	1	2	0	8	0	0	.263	.474	.737
	Albuquerque Isotopes (AAA)	COL	.209	28	110	8	23	8	1	1	13	2	28	2	0	.226	.327	.553
	Hartford Yard Goats (AA)	COL	.269	108	431	66	116	33	3	13	67	28	95	8	9	.314	.450	.764
2017	COLORADO ROCKIES (NL)	COL	.258	110	182	28	47	11	0	13	40	7	53	0	0	.284	.533	.817
	Albuquerque Isotopes (AAA)	COL	.267	11	45	6	12	2	1	1	11	4	11	0	0	.327	.422	.749
2018	COLORADO ROCKIES (NL)	COL	.156	68	122	8	19	5	0	2	5	9	30	0	0	.214	.246	.460
	Albuquerque Isotopes (AAA)	COL	.216	37	139	13	30	4	1	8	20	7	30	1	1	.252	.432	.683
2019	COLORADO ROCKIES (NL)	COL	.190	40	79	11	15	5	1	1	4	7	34	0	0	.256	.316	.572
	Albuquerque Isotopes (AAA)	COL	.320	84	350	60	112	26	1	22	75	27	90	5	1	.364	.589	.952
2020	BALTIMORE ORIOLES (AL)	BAL	.277	52	141	24	39	4	0	8	16	8	34	0	2	.315	.475	.790
Major League Totals			.230	283	543	74	125	26	1	25	67	31	159	0	0	.268	.420	.688
Minor League Totals			.268	554	2147	308	575	139	20	66	331	154	531	59	29	.316	.443	.759

César Valdez

César Miguel Valdez
RIGHT-HANDED PITCHER

BATS **RIGHT** THROWS **RIGHT** HEIGHT **6-2** WEIGHT **200** DOB **3/17/85** SERVICE TIME **1.060**

BORN: **Santo Domingo, DR** RESIDES: **Santo Domingo, DR**
HIGH SCHOOL: **San Jose de Mendoza (Santo Domingo, DR)**
COLLEGE:
ACQUIRED: **Signed by Baltimore as MiLB free agent, 1/10/20**
MLB DEBUT: **For ARI on 5/3/10 vs. HOU (W, 5.0 IP, 5 H, 1 ER, 3 BB, 2 K)**



@CesarMValdez



@cesarmvaldez



CAREER HIGHS

STRIKEOUTS	INNINGS	WALKS	HOME RUNS ALLOWED
12, 2x, last: 8/24/16 vs Sacramento	9.0, 5x, last: 6/16/16 @ Sacramento	6, 8/26/08 @ Mississippi	3, 5/2/17 @ Minnesota
RUNS ALLOWED	EARNED RUNS ALLOWED	HITS ALLOWED	PITCHES IN A GAME
10, 6/5/16 vs El Paso	10, 6/5/16 vs El Paso	18, 6/5/16 vs El Paso	105, 6/16/16 @ Sacramento

PERSONAL

- ◆ Signed by Baltimore as a minor league free agent on 1/09/20.
- ◆ Originally signed by Arizona as an international free agent on 5/2/05.
- ◆ Born and resides in Santo Domingo, the capital of the Dominican Republic. Attended public school at San José de Mendoza in Santo Domingo.
- ◆ Traded by Arizona to Pittsburgh on 12/9/10 as the PTBNL in a trade for LHP Zach Duke.
- ◆ Has not played affiliated baseball since the 2017 campaign.

2020

- ◆ Went 1-1 with a 1.26 ERA (2 ER, 14.21 IP) and 12 K in nine relief outings for the Orioles.
- ◆ Made his Orioles debut on 8/29 at TOR (3.0 IP, 0 R, 1 H, 1 BB, 5 K)... Was his first MLB appearance in over three years (since 8/4/17).
- ◆ Posted a 0.70 WHIP and .143 (7-for-49) opponent batting average.
- ◆ Earned his first career save on 9/4 vs. NYY-G2 (2.0 IP, 0 R, H, BB, 3 K).

2019

- ◆ Spent the season with Leones de Yucatan in the Mexican League, going 15-2 with a 2.26 ERA in 23 starts. Registered 122 strikeouts and just 17 walks in 147.2 innings.
- ◆ Named the Mexican League Pitcher of the Year.
- ◆ Ranked among Mexican League pitchers in ERA (1st, 2.26), wins (1st, 15), WHIP (1st, 1.06), winning percentage (1st, .882), opponents average (2nd, .251) and innings (3rd, 147.2).
- ◆ Named a Mexican League Midseason All-Star.
- ◆ Went 8-1 with a 1.54 ERA and a 0.86 WHIP in 13 home starts.
- ◆ Allowed two earned runs or less in 17 of 23 starts, including his final 10 appearances.
- ◆ Went 4-0 with a 1.50 ERA in July, registering 27 strikeouts over 30.0 innings.
- ◆ Set a season-high with 12 strikeouts over 7.0 innings, 6/22 vs. Laguna.
- ◆ Named the Dominican Winter League Pitcher of the Year with Tigres del Licey after going 4-1 with a 1.11 ERA over seven appearances (six starts).

2018

- ◆ Split the season between Olmecas de Tabasco and Leones de Yucatan. Finished a perfect 5-0 with a 2.48 ERA in six starts with Yucatan (37 strikeouts in 36.1 innings).

- ◆ Led Yucatan in wins and finished second in strikeouts in the autumn half of the season.

2017

- ◆ Split the year between the Oakland and Toronto systems. In 11 games (four starts) at the MLB level, went 1-1 with a 7.63 ERA. Also went 4-3 with a 3.15 ERA in 13 MiLB games.
- ◆ Claimed off waivers by Toronto from Oakland on 5/5.
- ◆ Went 3-3 with a 3.23 ERA in 11 games (10 starts) for Buffalo.
- ◆ Placed on DL for remainder of the season on 8/8 due to right shoulder impingement.

2016

- ◆ Signed with Houston to a minor league contract to begin the season, on 1/12.
- ◆ Spent full season with Triple-A Fresno, going 12-1 with a 3.12 ERA in 30 games (18 starts) with the Grizzlies. Totaled 114 strikeouts in 138.1 innings with a 1.13 WHIP.
- ◆ Ranked among Pacific Coast League leaders in winning percentage (1st, .923), WHIP (2nd, 1.13), ERA (3rd, 3.12) and wins (T-4th, 12).
- ◆ Ranked second on Fresno with a 3.12 ERA.
- ◆ Named PCL Pitcher of the Week on 6/19 after striking out 10 while allowing just one hit in a complete game, 9.0-inning shutout at Sacramento on 6/16.
- ◆ Began season out of the bullpen, posting a 1.20 ERA in eight relief appearances for Fresno.
- ◆ Matched career-high with 12 strikeouts while tossing 8.0 shutout innings, 8/24 vs. Sacramento.

CAREER HIGHLIGHTS

- ◆ Named a Mexican League Midseason All-Star with Tabasco in 2015 (11-6 with a 2.63 ERA).
- ◆ Spent 2012 - 2015 pitching in the Mexican League.
- ◆ Combined to make 42 relief appearances between Triple-A New Orleans and Triple-A Indianapolis in 2011, going 1-2 with a 4.61 ERA.
- ◆ Earned a win in his MLB debut for Arizona on 5/3/10 at Houston. Allowed one run on five hits over 5.0 innings while striking out two - including Cory Sullivan for first MLB punchout. His next victory would not come for another seven years - for Toronto on 6/22/17 at Texas.
- ◆ Named a California League Midseason All-Star with Class-A Visalia in 2008. Selected as the California League All-Star Game Top Star that season, and was twice named the CL Pitcher of the Week (5/19 and 6/9).

YR	TEAM	ORG	W-L	ERA	G	GS	CG	SHO	SV	IP	H	R	ER	HR	HB	BB	SO	WHIP	AVG
2006	Yakima Bears (A)	ARI	7-5	3.15	16	16	2	0	0	97.0	97	43	34	5	3	20	81	1.21	.257
2007	South Bend Silver Hawks (A)	ARI	7-10	3.41	25	25	2	1	0	148.0	130	63	56	11	12	32	106	1.09	.235
2008	Visalia Oaks (A)	ARI	10-3	2.53	15	15	1	1	0	96.0	88	36	27	5	3	16	80	1.08	.238
	Mobile BayBears (AA)	ARI	3-5	4.06	12	12	0	0	0	64.1	63	30	29	2	4	23	60	1.34	.261
2009	Reno Aces (AAA)	ARI	7-6	4.78	19	18	0	0	0	96.0	103	58	51	16	4	30	60	1.39	.272
2010	ARIZONA DIAMONDBACKS (NL)	ARI	1-2	7.65	9	2	0	0	0	20.0	29	19	17	2	1	10	13	1.95	.337
	Reno Aces (AAA)	ARI	6-10	5.90	20	18	0	0	0	97.2	110	68	64	12	5	49	92	1.63	.284
2011	New Orleans Zephyrs (AAA)	FLA	0-1	7.59	8	0	0	0	0	10.2	13	9	9	5	0	3	13	1.50	.302
	Indianapolis Indians (AAA)	PIT	1-1	3.86	34	0	0	0	5	42.0	36	20	18	2	3	17	36	1.26	.228
2012	Vaqueros Laguna (MEX)	--	11-8	5.27	24	23	2	1	0	135.0	171	87	79	14	5	18	84	1.40	.310
2013	Vaqueros Laguna (MEX)	--	3-3	4.93	12	12	1	0	0	65.2	89	44	36	11	1	11	59	1.52	.320
	Rieleros de Aguascalientes (MEX)	--	0-0	7.71	1	1	0	0	0	4.2	5	4	4	0	1	2	1	1.50	.294
2015	Olmecas de Tabasco (MEX)	--	11-6	2.63	23	23	3	2	0	160.2	145	51	47	9	10	28	161	1.08	.240
2016	Fresno Grizzlies (AAA)	HOU	12-1	3.12	30	18	1	1	0	138.1	143	49	48	8	6	13	114	1.13	.267
2017	OAKLAND ATHLETICS (AL)	OAK	0-0	9.64	4	1	0	0	0	9.1	14	10	10	4	0	4	5	1.93	.350
	TORONTO BLUE JAYS (AL)	TOR	1-1	6.75	7	3	0	0	0	21.1	27	19	16	3	1	7	16	1.59	.307
	Nashville Sounds (AAA)	OAK	1-0	2.70	2	2	0	0	0	10.0	8	3	3	1	0	0	12	0.80	.211
	Buffalo Bisons (AAA)	TOR	3-3	3.23	11	10	1	0	0	61.1	56	25	22	3	3	12	44	1.11	.242
2018	Olmecas de Tabasco (MEX)	--	1-3	5.93	7	7	0	0	0	30.1	53	24	20	3	3	6	23	1.95	.376
	Leones de Yucatan (MEX)	--	5-0	2.48	6	6	0	0	0	36.1	39	12	10	0	0	5	37	1.21	.271
2019	Leones de Yucatan (MEX)	--	15-2	2.26	23	23	0	0	0	147.2	140	41	37	6	6	17	122	1.06	.251
2020	BALTIMORE ORIOLES (AL)	BAL	1-1	1.26	9	0	0	0	3	14.1	7	3	2	0	0	3	12	0.70	.143
Major League Totals			3-4	6.23	29	6	0	0	3	65.0	77	51	45	9	2	24	46	1.55	.293
Minor League Totals			103-67	3.71	288	229	13	6	5	1441.2	1489	667	594	113	69	302	1185	1.24	.266

Terrin Vavra

Terrin Vavra (tare-in vahv-ra)

INFIELDER

BATS **LEFT** THROWS **RIGHT** HEIGHT **6-1** WEIGHT **185** DOB **5/12/97** SERVICE TIME **0.000**

BORN: **Menomonie, WI**

RESIDES: **Menomonie, WI**

HIGH SCHOOL: **Menomonie High School (Menomonie, WI)**

COLLEGE: **University of Minnesota**

ACQUIRED: **Trade with COL (with IF Tyler Nevin) for RHP Mychal Givens, 8/30/20**

MLB DEBUT:



@TerrinVavra2



@terrinvavra2



CAREER HIGHS

HITS	RBI	RUNS	HOME RUNS
4, 3x, last: 6/20/19 vs. Columbia	6, 3x, last: 6/20/19 vs. Columbia	3, 2x, last: 6/20/19 vs. Columbia	2, 2x, last: 6/20/19 vs. Columbia
STRIKEOUTS	WALKS	STOLEN BASES	HITTING STREAK
3, 3x, last: 4/4/19 vs. Augusta	4, 4/18/19 vs. West Virginia	2, 4/16/19 @ Hickory	9 games, 2019

PERSONAL

- ◆ Acquired by Baltimore along with INF Tyler Nevin and OF Mishaal Deson from the Colorado Rockies in exchange for RHP Mychal Givens on 8/30/20.
- ◆ Originally selected by the Colorado Rockies in the third round (96th overall) of the 2018 First-Year Player Draft from the University of Minnesota.
- ◆ Batted .386 his junior year at Minnesota in 2018, where he was a finalist for the Brooks Wallace Award, an award given to the best college baseball shortstop.
- ◆ Father, Joe, has been a coach with the Los Angeles Dodgers, Minnesota Twins, and Detroit Tigers...Brothers, Tanner and Trey, also played professionally.
- ◆ Participated in the Orioles' Fall Instructional League camp at the Ed Smith Stadium complex in Sarasota, Fla in 2020.

RANKING ON ORIOLES TOP PROSPECT LISTS ENTERING 2021

#12 - MLB.com | #22 - Baseball America

2019

- ◆ Entered the season rated as the Rockies No. 7 prospect according to MLB.com.
- ◆ Played the entire season with Class-A Asheville, batting .318 (119-for-374) with 32 doubles, one triple, 10 home runs and 52 RBI in 102 games.
- ◆ Named the South Atlantic League Most Valuable Player, as well as a Mid-Season and Postseason All-Star.
- ◆ Named the Player of the Month for June after batting .350 (28-for-80) with seven doubles, two home runs and 14 RBI.
- ◆ Named an Organization All-Star by MiLB.com.
- ◆ Ranked among South Atlantic League leaders in OBP (1st, .409), batting average (2nd, .318), SLG (2nd, .489), OPS (2nd, .899), runs scored (3rd, 79), doubles (T-5th, 32) and walks (T-6th, 62).
- ◆ Recorded a .400 (80-for-200) batting average and 1.124 OPS with 24 doubles, eight home runs and 36 RBI in 53 home games.
- ◆ Recorded a career-high four hits three times (4/20 vs. West Virginia, 5/13 vs. Greenville and 6/20 vs. Columbia).
- ◆ Recorded his first career multi-home run game on 5/13 vs. Greenville, going 4-for-4 with two runs scored, two doubles and two RBI that day.
- ◆ On 6/20 vs. Columbia, went 4-for-7 with three runs scored, a double, two home runs and a career-high six RBI.
- ◆ Hit safely in nine consecutive games to start the season from 4/4-13, batting .361 (13-for-36) with a home run and nine RBI over that span.
- ◆ Slashed .340/.429/.526 (99-for-291) with eight home runs against right-handed pitching., while batting .241 (20-for-83) against lefties.
- ◆ Started 53 games at shortstop and 40 games at second base, posting a .963 fielding percentage between the two positions (16 E, 428 TC).

2018

- ◆ Began his professional career with Class-A Boise and was named a Northwest League Mid-Season All-Star after hitting .302 (51-for-169) with eight doubles, four triples and four home runs in 44 games.
- ◆ Recorded all four triples he had on the season in the month of August.
- ◆ Batted .412 (14-for-34) against left-handed pitching, while batting .274 (37-for-135) against right-handers.
- ◆ Hit .378 (14-for-37) with runners in scoring position and .467 (7-for-15) with RISP and two outs.
- ◆ Registered 16 multi-hit performances (five 3-hit games and 11 two-hit games).
- ◆ Recorded nine stolen bases in 10 attempts.
- ◆ His .396 on-base percentage ranked ninth among Northwest League batters.
- ◆ Batted .308 (28-for-91) with three home runs and 16 RBI in 22 home games.
- ◆ Made his pro debut on 6/22 vs. Salem-Keizer, going 2-for-4 with two singles.
- ◆ Started 28 games at shortstop and 16 games at second base, posting a .946 fielding percentage between the two positions (11 E, 203 TC).



TERRIN VAVRA was named the South Atlantic League MVP in 2019 with Class-A Asheville in the Rockies organization. He batted .318 and led the league with a .409 OBP. (Marc Hunt, Asheville Tourists)

YR	TEAM	ORG	AVG	G	AB	R	H	2B	3B	HR	RBI	BB	SO	SB	CS	OBP	SLG	OPS
2018	Boise Hawks (A)	COL	.302	44	169	22	51	8	4	4	26	26	40	9	1	.396	.467	.863
2019	Asheville Tourists (A)	COL	.318	102	374	79	119	32	1	10	52	62	62	18	9	.409	.489	.899
Minor League Totals			.313	146	543	101	170	40	5	14	78	88	102	27	10	.405	.483	.888

Nick Vespi

Nicholas Anthony Vespi
LEFT-HANDED PITCHER

BATS **LEFT** THROWS **LEFT** HEIGHT **6-3** WEIGHT **215** DOB **10/10/95** SERVICE TIME **0.000**

BORN: **Miami, FL**

RESIDES: **Boynton Beach, FL**

HIGH SCHOOL: **Santaluces Community High School (Lantana, FL)**

COLLEGE: **Palm Beach Community College (Lake Worth, FL)**

ACQUIRED: **Selected by Baltimore in the 18th round of the 2015 draft**


MLB DEBUT:



@whoisnickv



@whoisnickv



CAREER HIGHS

STRIKEOUTS	INNINGS	WALKS	HOME RUNS ALLOWED
11, 5/18/19 @ Kannapolis	7.0, 6/23/19 @ Greensboro	4, 2x, last: 4/22/19 vs. Asheville	2, 2x, last: 7/17/19 vs. Lakewood
RUNS ALLOWED	EARNED RUNS ALLOWED	HITS ALLOWED	PITCHES IN A GAME
6, 4x, last: 5/13/19 vs. Hagerstown	6, 2x, last: 5/13/19 vs. Hagerstown	9, 8/18/16 vs. GCL Red Sox	98, 6/6/19 vs. Hagerstown

PERSONAL

- Selected by the Orioles in the 18th round of the 2015 First-Year Player Draft from Palm Beach Community College (Lake Worth, FL).
- 4x All-Star outfielder Dante Bichette is among notable alumni of Palm Beach Community College.

2019

- Spent the entire season with Class-A Delmarva, going 8-6 with one save and a 3.16 ERA (32 ER, 91.0 IP) and 100 strikeouts in 23 appearances (16 starts).
- After recording a 7.84 ERA (18 ER, 20.2 IP) in his first six appearances to start the season, he posted a 1.79 ERA (14 ER, 70.1 IP) over his final 17 appearances (11 starts) of the season from 5/18-9/1.
- Posted a 0.92 WHIP and a .187 (47-for-251) average against with 83 strikeouts to just 18 walks over his final 17 outings of the season.
- Was 4-0 with one save and a 0.60 ERA (1 ER, 15.0 IP) in seven relief appearances.
- As a reliever, held opposing batters to a .122 (6-for-49) average with no home runs.
- Limited left-handed batters to a .149 (14-for-94) average with no home runs, with right-handed batters hitting .241 (58-for-241) against him.
- Went 4-6 with a 3.67 ERA (31 ER, 76.0 IP) with 80 strikeouts and a .231 (66-for-286) average against as a starter...Recorded four Quality Starts on the year.
- Tossed a career-high 7.0 innings in his start on 6/23 at Greensboro, allowing no runs and just three hits with four strikeouts and no walks, earning the win.
- Recorded a career-high 11 strikeouts over 6.2 innings in his start on 5/18 at Kannapolis, earning the win (7 H, 1 ER).
- Threw a career-high 98 pitches (68 strikes) in his start on 6/6 vs. Hagerstown (ND, 6.2 IP, 4 H, 1 ER, 2 BB, 5 K).
- Allowed more than two earned runs in just four of 23 outings on the season.

2018

- Spent the entire season with Class-A Delmarva, going 6-6 with nine saves and a 2.09 ERA (15 ER, 64.2 IP) with 68 strikeouts in 40 relief appearances.
- Ranked among South Atlantic League pitchers in appearances (T-2nd, 40) and saves (T-4th, 9).
- His 2.09 ERA, 40 appearances and nine saves led Delmarva pitchers.
- Allowed just one earned run over his first eight outings of the season (13.1 IP), posting a 0.68 ERA and striking out 18 with just two walks.
- After allowing three earned runs in three consecutive outings from 5/9-19, he allowed just five earned runs combined in his final 29 outings of the season, posting a 0.99 ERA (5 ER, 45.1 IP) and a .169 (27-for-160) average against over that span.
- If not for the three-game span from 5/9-19 in which he allowed nine earned runs, his ERA on the season would have been 0.92 (6 ER, 58.2 IP).
- Held opposing right-handed batters to a .192 (29-for-151) average on the year, with left-handed batters hitting .209 (18-for-86).
- Yielded just two home runs on the season (271 total batters faced).
- Did not allow an earned run in his final 10 outings of the season (15.0 IP).

2017

- Made one appearance for Class-A Delmarva on 5/3 (1.0 IP, 0 H, 1 ER, 2 BB) to start the year before being assigned to Class-A Aberdeen on 5/4.
- Spent the rest of the season with Aberdeen, going 4-3 with three saves and a 4.31 ERA (23 ER, 48.0 IP) and 69 strikeouts over 13 appearances (five starts).
- Posted a 3-0 record with a 2.15 ERA (7 ER, 29.1 IP) and a .176 (18-for-102) average against in eight relief appearances for Aberdeen.
- Struck out a season-high eight batters in three consecutive appearances from 8/17-30.

2016

- Spent most of the season with the GCL Orioles, making 12 appearances there before being called up to Class-A Aberdeen on 9/1.
- Went 4-1 with a 1.97 ERA (11 ER, 50.1 IP) with 41 strikeouts in 12 appearances (10 starts) for the GCL Orioles.
- Made one appearance for Aberdeen on 9/5 vs. Hudson Valley and earned the win after tossing 2.1 innings of scoreless relief (2 H, 3 BB).

2015

- Began his professional career with the GCL Orioles, going 3-0 with a 3.00 ERA (8 ER, 24.0 IP) with 25 strikeouts in 17 appearances (one start).
- Made his professional debut on 6/30 vs. GCL Red Sox, tossing 1.0 scoreless inning of relief (1 BB, 2 K).



NICK VESPI posted a 1.79 ERA (14 ER, 70.1 IP) over his final 17 appearances (11 starts) of the 2019 season with Delmarva. (Delmarva Shorebirds)

YR	TEAM	ORG	W-L	ERA	G	GS	CG	SHO	SV	IP	H	R	ER	HR	HB	BB	SO	WHIP	AVG
2015	GCL Orioles (R)	BAL	3-0	3.00	17	1	0	0	1	24.0	21	8	8	1	3	3	25	1.00	.226
2016	GCL Orioles (R)	BAL	4-1	1.97	12	10	0	0	0	50.1	46	18	11	2	2	8	41	1.07	.256
	Aberdeen IronBirds (A)	BAL	1-0	0.00	1	0	0	0	0	2.1	2	0	0	0	0	3	0	2.14	.250
2017	Aberdeen IronBirds (A)	BAL	4-3	4.31	13	5	0	0	3	48.0	37	24	23	5	5	15	69	1.08	.209
	Delmarva Shorebirds (A)	BAL	0-0	9.00	1	0	0	0	0	1.0	0	1	1	0	0	2	0	2.00	.000
2018	Delmarva Shorebirds (A)	BAL	6-6	2.09	40	0	0	0	9	64.2	47	25	15	2	2	23	68	1.08	.198
2019	Delmarva Shorebirds (A)	BAL	8-6	3.16	23	16	0	0	1	91.0	72	37	32	5	4	30	100	1.12	.215
Minor League Totals			26-16	2.88	107	32	0	0	14	281.1	225	113	90	15	16	84	303	1.10	.218

Konner Wade

Konner James Wade
RIGHT-HANDED PITCHER

BATS **LEFT** THROWS **RIGHT** HEIGHT **6-3** WEIGHT **190** DOB **12/3/91** SERVICE TIME **0.000**

BORN: **Scottsdale, AZ**

RESIDES: **Scottsdale, AZ**

HIGH SCHOOL: **Chaparral High School (Scottsdale, AZ)**

COLLEGE: **University of Arizona**

ACQUIRED: **Signed by Baltimore as MiLB free agent, 2/4/21**

MLB DEBUT:



@kwade48



@kwade48



CAREER HIGHS

STRIKEOUTS

9, 7/19/14 @ Greenville

INNINGS

9.0, 8/22/15 vs. Stockton

WALKS

5, 8/12/15 vs. Stockton

HOME RUNS ALLOWED

5, 5/19/17 vs. Akron

RUNS ALLOWED

8, 2x, last: 5/29/15 @ Rancho Cucamonga

EARNED RUNS ALLOWED

7, 3x, last: 8/19/19 vs. Reading

HITS ALLOWED

11, 5x, last: 9/13/15 @ San Jose

PITCHES IN A GAME

108, 5/29/14 @ Charleston

PERSONAL

- ◆ Signed by Baltimore as a minor league free agent on 2/4/21.
- ◆ Originally selected by Colorado in the 7th round of the 2013 draft from the University of Arizona, where he helped pitch the Wildcats to the 2012 NCAA Championship.
- ◆ Was named to the 2012 College World Series All-Tournament Team after a pair of complete game victories over UCLA and South Carolina...Went 4-0 with a 1.29 ERA over four starts in NCAA postseason play during the Wildcats' title run.
- ◆ Was a college teammate of former O's farmhands Joey Rickard and Lucas Long at Arizona.
- ◆ Graduated from Chaparral High School (AZ), the same school that produced former MLB All-Star Paul Konerko...Named Second Team All-State by the Arizona Republic as a senior in high school.

2019

- ◆ Spent time with three different teams: the Sugar Land Skeeters of the Independent Atlantic League, Double-A Portland, and Triple-A Pawtucket (both Boston affiliates).
- ◆ Began the season with Sugar Land, where he posted a 3.38 ERA (10 ER, 26.2 IP) in five starts before having his contract selected by the Boston Red Sox on 5/24.
- ◆ Was assigned to Double-A Portland, where he went 6-4 with a 2.74 ERA (29 ER, 95.1 IP) and 64 strikeouts in 17 appearances (13 starts).
- ◆ Went 4-1 with a 1.21 ERA (6 ER, 44.2 IP) in seven road outings (six starts) with Portland.
- ◆ Limited right-handed batters to a .228 average with Portland.
- ◆ Had a 4.08 ERA (13 ER, 28.2 IP) in his first five games of the season from 5/26-6/19, then posted a 2.16 ERA (16 ER, 66.2 IP) in his final 12 outings of the season with Portland.
- ◆ If not for his start on 8/19 vs. Reading in which he allowed a career-high 7 earned runs, he would have had a 2.21 ERA on the season with Portland.
- ◆ Made one appearance for Triple-A Pawtucket on 7/5 at Lehigh Valley, his Triple-A debut. Took a no-decision after allowing eight hits, one earned run and three walks, with one strikeout over 5.0 innings.

2018

- ◆ Spent the season with the Sugar Land Skeeters in the Independent Atlantic League, where he was named a ALPB Mid-Season All-Star.

2017

- ◆ Spent the season with Double-A Hartford in the Colorado system, going 9-7 with a 4.28 ERA in 33 games (15 starts).
- ◆ His nine victories tied for fifth among Colorado minor leaguers.
- ◆ Went 4-2 with a 3.44 ERA in 18 relief appearances and 5-5 with a 4.66 ERA in 15 starts.
- ◆ Went 7-1 with a 3.04 ERA (17 ER, 50.1 IP) in 10 games (eight starts) after the All-Star break.
- ◆ Yielded just 21 walks in 109.1 innings pitched, walking one batter or less in 30 of his 33 appearances.
- ◆ Posted a 1.45 ERA in six games (three starts) during the month of July, holding Eastern League batters to a .161 average.

2016

- ◆ Went 1-4 with a 5.17 ERA in 37 games (nine starts) for Double-A Hartford.
- ◆ Went 1-1 with a 5.08 ERA as a reliever.
- ◆ Posted a 2.78 ERA in 14 games (six starts) during the day.

2015

- ◆ Spent the season with Class-A Modesto, where he went 8-9 with a 3.96 ERA in 26 starts.
- ◆ Led the California League in innings pitched (168.1) and tied for the league lead with two complete games.
- ◆ Took the loss in both of his complete games despite posting a 1.06 ERA (2 ER, 17.0 IP).

2014

- ◆ Spent the season with Class-A Asheville, going 8-8 with one save and a 3.61 ERA in 27 games (25 starts).
- ◆ Ranked among South Atlantic League leaders in innings pitched (5th, 142.0) and ERA (9th, 3.61).
- ◆ Helped pitch the Tourists to the South Atlantic League championship, earning wins in Game 1 and Game 5 of the SAL Championship Series.
- ◆ In two postseason starts, went 2-0 with a 0.00 ERA, allowing eight hits without walking a batter while striking out 12 in 12.0 shutout innings.

2013

- ◆ Spent his first pro season with Tri-City, going 3-7 with a 3.58 ERA in 14 starts.
- ◆ Issued just 11 walks in 65.1 IP...Posted a 1.87 ERA (7 ER, 33.2 IP) over his final six starts of the season.



KONNER WADE spent the majority of 2019 with the Double-A Portland Sea Dogs, where he went 6-4 with a 2.74 ERA and 64 strikeouts in 17 appearances (13 starts). (Portland Sea Dogs)

YR	TEAM	ORG	W-L	ERA	G	GS	CG	SHO	SV	IP	H	R	ER	HR	HB	BB	SO	WHIP	AVG
2013	Tri-City Dust Devils (A)	COL	3-7	3.58	14	14	0	0	0	65.1	70	31	26	4	4	11	37	1.24	.270
2014	Asheville Tourists (A)	COL	8-8	3.61	27	25	0	0	1	142.0	154	79	57	16	4	35	94	1.33	.278
2015	Modesto Nuts (A)	COL	8-9	3.96	26	26	2	0	0	168.1	171	91	74	14	5	40	95	1.25	.265
2016	Hartford Yard Goats (AA)	COL	1-4	5.17	37	9	0	0	0	76.2	89	48	44	9	4	26	49	1.50	.287
2017	Hartford Yard Goats (AA)	COL	9-7	4.28	33	15	0	0	0	109.1	118	55	52	15	3	21	79	1.27	.278
2018	Sugar Land Skeeters (IND)	--	8-6	3.10	27	21	1	0	0	136.2	144	60	47	10	4	18	79	1.19	.275
2019	Sugar Land Skeeters (IND)	--	0-2	3.38	5	5	0	0	0	26.2	33	17	10	3	0	3	17	1.35	.295
	Portland Sea Dogs (AA)	BOS	6-4	2.74	17	13	0	0	0	95.1	89	30	29	5	4	13	64	1.07	.246
	Pawtucket Red Sox (AAA)	BOS	0-0	1.80	1	1	0	0	0	5.0	8	1	1	0	0	3	1	2.20	.364
Minor League Totals			35-39	3.85	155	103	2	0	1	662.0	699	335	283	63	24	149	419	1.28	.271

Spenser Watkins

Spenser David Watkins
RIGHT-HANDED PITCHER

BATS **RIGHT** THROWS **RIGHT** HEIGHT **6-2** WEIGHT **195** DOB **8/27/92** SERVICE TIME **0.000**

BORN: **Phoenix, AZ**

RESIDES: **Peoria, AZ**

HIGH SCHOOL: **Horizon High School (Scottsdale, AZ)**

COLLEGE: **Western Oregon University (Monmouth, OR)**

ACQUIRED: **Signed by Baltimore as MiLB free agent, 2/4/21**

MLB DEBUT:



@spnsrwtkns



@spnsr_watkins



CAREER HIGHS

STRIKEOUTS
9, 4x, last: 8/18/19 @ Pawtucket

RUNS ALLOWED
12, 8/23/19 @ Columbus

INNINGS
8.2, 7/18/19 @ Richmond

EARNED RUNS ALLOWED
12, 8/23/19 @ Columbus

WALKS
6, 7/14/18 vs. Fort Myers

HITS ALLOWED
12, 2x, last: 8/23/19 @ Columbus

HOME RUNS ALLOWED
4, 4/25/19 @ Charlotte

PITCHES IN A GAME
110, 4/25/19 @ Charlotte

PERSONAL

- ◆ Signed by Baltimore as a minor league free agent on 2/3/21.
- ◆ Originally selected by the Detroit Tigers in the 30th round of the 2014 First-Year Player Draft from Western Oregon University.
- ◆ Also pitched at Glendale Community College for his freshman and sophomore seasons, where he was a junior college all-star selection.
- ◆ Attended Horizon High School in Scottsdale, AZ, where he lettered twice in baseball and once in football.

2019

- ◆ Spent time with three different teams in the Tigers organization: Class-A Lakeland, Double-A Erie and Triple-A Toledo.
- ◆ Started the season with Double-A Erie and went 3-1 with a 4.25 ERA (20 ER, 42.1 IP) and 32 strikeouts in eight appearances (seven starts) across three different stints.
- ◆ Posted a 1.13 ERA (2 ER, 16.0 IP) and a .127 (7-for-55) average against in three road appearances (two starts) with Erie.
- ◆ Limited opposing left-handed batters to a .225 (18-for-80) batting average with Erie.
- ◆ Pitched a career-long 8.2 innings on 7/18 at Richmond and did not allow a run, earning the win (1 H, 3 BB, 8 K).
- ◆ Went 5-6 with a 7.98 ERA (68 ER, 78.2 IP) and 75 strikeouts in 16 appearances (14 starts) for Triple-A Toledo across three different stints.
- ◆ Struck out a career-high nine batters twice (8/8 vs. Buffalo and 8/18 at Pawtucket).
- ◆ Tossed a career-high 110 pitches (72 strikes) in a winning effort on 4/25 at Charlotte.
- ◆ Went 1-0 with a 2.37 ERA (5 ER, 19.0 IP) and 14 strikeouts in three starts for Class-A Lakeland from 7/23-8/3.
- ◆ With Lakeland, right-handed batters hit just .138 (4-for-29) against him and he held opposing left-handed batters to a .231 (9-for-39) average.

2018

- ◆ Spent the majority of the season with Class-A Lakeland and also made appearances with Double-A Erie (three starts) and Triple-A Toledo (two starts).
- ◆ Started the season with Class-A Lakeland, making 22 appearances (13 starts) and posting a 2.24 ERA (28 ER, 112.2 IP) with 89 strikeouts.
- ◆ Named a Florida State League Mid-Season and Postseason All-Star with Lakeland.
- ◆ Named the Florida State League Pitcher of the Week on 7/1 after tossing 7.0 shutout innings in a winning effort on 6/27 vs. Charlotte (1 H, 1 BB, 7 K).
- ◆ Went 2-0 with a 0.47 ERA (1 ER, 19.1 IP) and a .203 (13-for-64) opp. BA in five appearances in April (all in relief).
- ◆ Was assigned to Triple-A Toledo on 5/4 and made his Triple-A debut the next day.

- ◆ Took the loss in his Triple-A debut on 5/5 at Durham (4.2 IP, 7 H, 5 ER, 2 HR, 2 BB, 4 K).
- ◆ Was re-assigned to Lakeland on 5/8 and posted a 2-0 record and 1.93 ERA (4 ER, 18.2 IP) in four May appearances (two starts) before being called back up to Toledo on 5/30.
- ◆ Earned his first Triple-A win on 5/31 at Syracuse, tossing 5.0 shutout innings (1 H, 3 BB, 2 K).
- ◆ Pitched the next 13 games with Lakeland from 6/8-8/15, posting a 4-4 record and 2.73 ERA (23 ER, 74.1P) before being assigned to Double-A Erie on 8/19.
- ◆ Finished the season with Erie, going 1-2 with a 5.40 ERA (9 ER, 15.0 IP) in three starts.

2017

- ◆ Split the season between Class-A West Michigan and Class-A Lakeland.
- ◆ Spent the majority of the season with West Michigan, posting a 3.22 ERA (32 ER, 89.1 IP) with 66 strikeouts in 16 starts across two different stints.
- ◆ Posted a 4-1 record and 1.80 ERA (7 ER, 35.0 IP) over his first six starts with W. Michigan.
- ◆ Went 2-0 with a 2.33 ERA (5 ER, 19.1 IP) in three June starts with West Michigan.
- ◆ Appeared in six games (two starts) for Class-A Lakeland from 4/21-5/15, going 0-1 with a 4.87 ERA (11 ER, 20.1 IP) and 17 strikeouts.

2016

- ◆ Spent the majority of the season with Class-A West Michigan (13 games, 12 starts), while also making one spot start with Double-A Erie...Went a combined 5-3 with a 3.97 ERA (35 ER, 79.1 IP) and 70 strikeouts.
- ◆ Allowed three earned runs on seven hits and walked three batters over 4.0 innings in his spot start for Erie on 6/18, taking a no-decision.

2015

- ◆ Split the season between Class-A Connecticut and Class-A West Michigan...Began the season with Connecticut and went 5-4 with a 2.23 ERA (16 ER, 64.2 IP).
- ◆ Named a New York-Penn League Mid-Season All-Star with Connecticut.
- ◆ Named the New York Penn-League Pitcher of the Week on 8/31 after tossing 7.0 shutout innings (3 H, 7 K) in a winning effort on 8/28 vs. Lowell.

2014

- ◆ Began his professional career with the GCL Tigers, making eight starts (10 appearances) and going 3-2 with a 3.83 ERA (18 ER, 42.1 IP) and 43 strikeouts.
- ◆ Limited right-handed batters to a .211 (23-for-109) average.
- ◆ Posted a 2.25 ERA (4 ER, 16.0 IP) in four road appearances (three starts).

YR	TEAM	ORG	W-L	ERA	G	GS	CG	SHO	SV	IP	H	R	ER	HR	HB	BB	SO	WHIP	AVG
2014	GCL Tigers (R)	DET	3-2	3.83	10	8	0	0	0	42.1	38	20	18	4	0	20	43	1.37	.244
2015	Connecticut Tigers (A)	DET	5-4	2.23	12	12	0	0	0	64.2	45	21	16	1	1	19	55	0.99	.193
	West Michigan Whitecaps (A)	DET	0-0	3.38	4	3	0	0	0	18.2	21	7	7	0	1	6	14	1.45	.288
2016	West Michigan Whitecaps (A)	DET	5-3	3.82	13	12	1	0	0	75.1	79	34	32	6	1	22	69	1.34	.270
	Erie SeaWolves (AA)	DET	0-0	6.75	1	1	0	0	0	4.0	7	3	3	1	0	3	1	2.50	.438
2017	West Michigan Whitecaps (A)	DET	9-3	3.22	16	16	0	0	0	89.1	89	38	32	8	3	32	66	1.35	.262
	Lakeland Flying Tigers (A)	DET	0-1	4.87	6	2	0	0	1	20.1	27	15	11	2	0	9	17	1.77	.314
2018	Lakeland Flying Tigers (A)	DET	8-4	2.24	22	13	2	1	1	112.1	91	31	28	5	4	33	89	1.10	.225
	Erie SeaWolves (AA)	DET	1-2	5.40	3	3	0	0	0	15.0	16	9	9	1	0	7	18	1.53	.262
	Toledo Mud Hens (AAA)	DET	1-1	4.66	2	2	0	0	0	9.2	8	5	5	2	0	5	6	1.34	.222
2019	Lakeland Flying Tigers (A)	DET	1-0	2.37	3	3	0	0	0	19.0	13	5	5	1	0	6	14	1.00	.191
	Erie SeaWolves (AA)	DET	3-1	4.25	8	7	0	0	0	42.1	41	20	20	3	1	10	32	1.20	.256
	Toledo Mud Hens (AAA)	DET	5-6	7.98	16	14	0	0	0	76.2	105	69	68	22	4	28	75	1.73	.326
Minor League Totals			41-27	3.88	116	96	3	1	2	589.2	580	277	254	56	15	200	499	1.32	.258

Alexander Wells

Alexander James Wells
LEFT-HANDED PITCHER

BATS: **LEFT** THROWS: **LEFT** HEIGHT: **6-1** WEIGHT: **190** DOB: **2/27/97** SERVICE TIME: **0.000**

BORN: **Newcastle, Australia**

RESIDES: **Belmont, Australia**

HIGH SCHOOL:

COLLEGE:

ACQUIRED: **Signed by Baltimore as non-drafted free agent, 8/29/15**

MLB DEBUT:



@A_Wells27



@_alexanderwells



CAREER HIGHS

STRIKEOUTS

9, 6/11/18 vs Lynchburg

INNINGS

8.0, 2x, last: 7/15/19 vs Harrisburg

WALKS

4, 2x, last: 5/8/19 @ Altoona

HOME RUNS ALLOWED

3, 3x, last: 7/8/18 @ Carolina

RUNS ALLOWED

8, 5/26/17 @ Lakewood

EARNED RUNS ALLOWED

7, 3x, last: 8/23/19 vs Altoona

HITS ALLOWED

12, 6/29/18 vs Winston-Salem

PITCHES IN A GAME

99, 2x, last: 7/15/19 vs Harrisburg

PERSONAL

2017

- ◆ Signed by Baltimore as a non-drafted free agent on 8/29/15.
- ◆ Was on Australia's roster for the 2017 World Baseball Classic.
- ◆ Has a twin brother, Lachlan, who pitches in the Minnesota Twins organization.

RANKING ON ORIOLES TOP PROSPECT LISTS ENTERING 2021

#20 - MLB.com | #20 - Baseball America

Best Control - Baseball America

2019

- ◆ Entered the year ranked among the top Orioles prospects by Baseball Prospectus (#14), Baseball America (#20) and MLB.com (#28). Also rated by Baseball America as having the Best Changeup in the Orioles system.
- ◆ Spent the season with Double-A Bowie, going 8-6 with a 2.95 ERA in 24 starts.
- ◆ Ranked among Orioles minor leaguers in starts (T-2nd, 24), innings (3rd, 137.1), WHIP (3rd, 1.07) and wins (T-7th, 8).
- ◆ Ranked among qualifying Eastern League leaders in WHIP (3rd, 1.07), ERA (6th, 2.95), average against (6th, .236) and innings pitched (7th, 137.1).
- ◆ Named an Eastern League Midseason All-Star, his fourth career Midseason All-Star nod.
- ◆ Went 7-1 with a 1.92 ERA in 14 starts (79.2) before the All-Star break.
- ◆ Named EL Pitcher of the Week on 6/2 after posting a 0.61 ERA over two starts.
- ◆ Issued two walks or fewer in 22 of his 24 starts, including nine starts with zero walks.
- ◆ Allowed three earned runs or less in 20 of his 24 outings.
- ◆ Matched a career-best by throwing 8.0 innings in a win vs. Harrisburg, 7/15.
- ◆ Held Eastern League batters to a .236 average, with lefties batting just .225.
- ◆ Went 2-1 with a 1.80 ERA (9 ER, 45.0 IP) in eight daytime starts.
- ◆ Registered a season-high eight strikeouts in a win at Hartford, 7/1.
- ◆ Held batters to a .191 average in the first inning and .181 in the second inning.
- ◆ His ERA for the season never climbed above 3.05. He posted an earned run average below 3.00 in April (1.54), May (1.80), June (2.25) and July (2.39).

2018

- ◆ Spent the entire season with Class-A Frederick, going 7-8 with a 3.47 ERA in 24 starts.
- ◆ His 3.47 ERA ranked 6th among Orioles minor leaguers and was 4th in the Carolina League.
- ◆ Ranked 4th among Carolina League hurlers in lowest walks per nine IP (2.20) and was 5th in the circuit in fewest baserunners per nine IP (12.00).
- ◆ Named to the World Team for the MLB Futures Game at Nationals Park.
- ◆ Issued two walks or fewer in 20 of his 24 starts, including five starts in which he did not walk an opposing batter. Allowed two runs or less in 17 of his 24 starts.
- ◆ Set a career-high with nine strikeouts and 8.0 shutout innings, 6/11 vs. Lynchburg.
- ◆ Registered at least 5.0 innings in 19 of his 24 starts, ranking 2nd on the Keys with 135.0 IP.
- ◆ Posted a 2.86 ERA in 14 road starts and went 1-1 with a 1.49 ERA in six daytime outings.
- ◆ Registered a 1.97 ERA over his final five starts, holding batters to a .188 average.

- ◆ Named Baltimore's Jim Palmer Minor League Pitcher of the Year after going 11-5 with a 2.38 ERA in 25 starts for Class-A Delmarva.
- ◆ Led all Minor League Baseball with a 0.91 WHIP, while his 2.38 ERA ranked 22nd in MiLB.
- ◆ Ranked among South Atlantic League pitchers in ERA (1st, 2.38), WHIP (1st, 0.91), lowest walks per nine IP (1st, 0.64), fewest baserunners per nine IP (1st, 8.42) and wins (T-2nd, 11).
- ◆ Paced O's farmhands with a 2.38 ERA while tying for the organizational lead with 11 wins.
- ◆ Ranked 3rd in the system with 113 strikeouts behind John Means (124) & David Hess (123).
- ◆ Issued just 10 walks on the season, including none over his final 68.0 innings. The 10 walks were the fewest issued among qualifiers in all of Minor League Baseball (min 110.0 IP).
- ◆ Named a South Atlantic League Midseason All-Star and the LHP on MiLB.com's Orioles Organizational Minor League All-Star Team.
- ◆ Went 7-0 with a 1.75 ERA, three walks, 52 strikeouts and a .203 average in 11 home starts.
- ◆ Had a streak of 36 consecutive scoreless innings from 6/30 - 7/30.
- ◆ In five starts in July, he did not allow a run or a walk while holding opponents to a .124 average (13-105) over 31.0 IP. Was named the South Atlantic League Player of the Month for July and Orioles Minor League Pitcher of the Month for July.
- ◆ Posted a 0.73 ERA (3 ER, 37.0 IP) in six day starts, holding opponents to a .168 average.
- ◆ Rated by Baseball America as having the Best Control among Orioles prospects.
- ◆ Entered the season ranked as the #11 prospect in the Orioles system per MLB.com.

2016

- ◆ Entered the season ranked as the Orioles #25 prospect according to Baseball America.
- ◆ Ranked among New York-Penn League pitchers in WHIP (1st, 0.91), fewest baserunners per nine IP (1st, 8.33), walks per nine IP (2nd, 1.29) and ERA (3rd, 2.15).
- ◆ Held opponents to a .216 average, which ranked fourth among qualifying NYPL starters.
- ◆ Selected as a New York-Penn League All-Star, tossing a hitless inning in the contest.



ALEXANDER WELLS ranked among Orioles minor leaguers in starts (T-2nd, 24), innings (3rd, 137.1), WHIP (3rd, 1.07) and wins (T-7th, 8) during the 2019 season. (Daniel Kucin Jr/Getty Images)

YR	TEAM	ORG	W-L	ERA	G	GS	CG	SHO	SV	IP	H	R	ER	HR	HB	BB	SO	WHIP	AVG
2016	Aberdeen IronBirds (A)	BAL	4-5	2.15	13	13	0	0	0	62.2	48	17	15	1	1	9	50	0.91	.216
2017	Delmarva Shorebirds (A)	BAL	11-5	2.38	25	25	0	0	0	140.0	118	49	37	16	3	10	113	0.91	.222
2018	Frederick Keys (A)	BAL	7-8	3.47	24	24	0	0	0	135.0	142	56	52	19	5	33	101	1.30	.270
2019	Bowie Baysox (AA)	BAL	8-6	2.95	24	24	1	0	0	137.1	123	50	45	10	4	24	105	1.07	.236
Minor League Totals			30-24	2.82	86	86	1	0	0	475.0	431	172	149	46	13	76	369	1.07	.239

Stevie Wilkerson

Stephen Beaty Wilkerson

INFIELDER

BATS BOTH THROWS RIGHT HEIGHT 6-1 WEIGHT 195 DOB 1/11/92 SERVICE TIME 1.093

BORN: Roswell, GA

RESIDES: Arlington Heights, IL

HIGH SCHOOL: Pope High School (Marietta, GA)

COLLEGE: Clemson University

ACQUIRED: Selected by Baltimore in the eighth round of the 2014 draft

MLB DEBUT: For BAL on 6/20/18 vs WAS (defensive replacement)



@stevie_wilk



CAREER HIGHS

HITS

4, 6x, last: 9/23/19 @ Toronto

RBI

5, 2x, last: 8/30/16 @ Potomac

RUNS

4, 2x, last: 8/30/16 vs Potomac

HOME RUNS

1, several times

STRIKEOUTS

4, 5x, last: 5/8/19 vs Boston

WALKS

3, 4x, last: 5/22/17 vs Wilmington

STOLEN BASES

1, several times

HITTING STREAK

8 games, 2x, last: 2017

PERSONAL

- Selected by Baltimore in the 8th round of the 2014 draft. Was selected by Boston in the 15th round of the 2010 draft but did not sign.
- Was a three-time Second-Team All-ACC selection at Clemson University, and was named Tigers Team MVP after his senior season.
- Attended Pope High School in Marietta, GA, where his team won a state title in 2009.
- His grandfather, Richard, played in the St. Louis Cardinals organization in the 1940s, while his other grandfather, Jim, played college football at Southern California.

2019

- Spent most of year with Baltimore, hitting .225 with 10 home runs and 35 RBI in 119 games.
- Made starts in center field (58), left field (15), right field (7) and second base (6).
- Hit his first big league home run on 4/24 vs. the Chicago White Sox (Ervin Santana).
- Registered 16 multi-hit games with Baltimore, including a four-hit contest on 9/23 at Toronto that matched a career-high (4-for-6, 3B, BB).
- Made MLB Network Play of the Week during the final week of the season for his catch on 9/29 at Boston, robbing Jackie Bradley Jr. of a go-ahead home run in the eighth inning of a tie game. The play was named Runner Up for Catch of the Year by MLB Network.
- Made four pitching appearances, including an outing on 7/25 at the Los Angeles Angels in which he earned a save after throwing a scoreless 16th inning. Became the first-ever position player to record a save since saves became an official statistic in 1969. The ball and hat from his appearance are on display at the National Baseball Hall of Fame.
- Struck out Boston's Andrew Benintendi for his first career strikeout, 7/20 at Camden Yards.
- Appeared in 16 games with Norfolk, hitting .323 with two home runs and 10 RBI.

2018

- Opened the year on the Restricted List before joining Norfolk on 5/30.
- Appeared in 20 games with Norfolk, batting .270 with four home runs and 13 RBI.
- With the Tides, appeared in games at 2B, 3B, SS, LF and RF and did not make an error.
- Had his contract selected by Baltimore on 6/19 and made his MLB debut as a defensive replacement on 6/20 at Washington.
- Recorded his first MLB hit and RBI with a single in the 9th inning on 6/22 at Atlanta.
- Placed on Baltimore's disabled list with a left oblique strain, 7/3.
- Placed on Norfolk's disabled list on 8/23 with a hamstring injury.
- Appeared in 20 games for Glendale in the Arizona Fall League, hitting .282 with nine RBI.

2017

- Split the season between Class-A Frederick (41 games) and Double-A Bowie (71 games).
- Batted .305 with eight home runs and 45 RBI in 112 games, with his .305 average ranking fifth among O's farmhands.
- Named the third baseman on the MiLB.com Orioles Postseason All-Star Team.
- Opened season in Frederick, batting .323 with two homers and 15 RBI in 41 games.
- Hit safely in 33 of his 41 games with the Keys before being promoted to Bowie on 5/23.
- Tied career-high with four hits, 6/13 vs. Reading (4-4, double, RBI).
- In June, ranked among Eastern League leaders in OBP (4th, .419) and average (5th, .344).
- Appeared defensively at 1B, 2B, 3B, SS and RF.
- Hit .317 with 10 RBI in 23 games for the Salt River Rafters in the Arizona Fall League.
- Suspended 50 games on 12/17 following a violation of the Minor League Drug Prevention and Treatment Program.

2016

- Spent most of the year with Frederick, hitting .251 with four home runs & 36 RBI in 114 games.
- Led Carolina League second basemen with a .975 fielding percentage. Paced CL second basemen in games (112), putouts (202) and double plays (70).

2015

- Was one of four Keys to register 100 or more hits, joining Aderlin Rodriguez, Erick Salcedo and Jomar Reyes.
- Reached base safely in 22 straight games from 4/11 - 5/4, hitting .288 (21-73) with a .464 OBP over that span.
- Matched career-highs with four hits, four runs scored and five RBI, 8/30 vs. Potomac.

2014

- Spent year with Class-A Delmarva, batting .287 with two home runs & 30 RBI in 92 games.
- Named as the second baseman on the Orioles Organizational All-Star Team by MiLB.com.
- Named to South Atlantic League Midseason All-Star Team.
- Ranked second on Delmarva with 10 stolen bases and a .375 on-base percentage.
- Registered 26 multi-hit games, including three four-hit contests (matching a career-high).
- Established a career-high with five RBI, 9/2 vs. Hickory (2-3, HR, 5 RBI, BB, 2 R).
- Batted .350 (36-103) with five doubles and five RBI against left-handed pitching.

2014

- Spent his first pro season with Class-A Aberdeen, batting .190 with two home runs and 15 RBI in 60 games.
- Recorded first professional home run as part of a two-hit performance, 7/12 vs. Auburn.

YR	TEAM	ORG	AVG	G	AB	R	H	2B	3B	HR	RBI	BB	SO	SB	CS	OBP	SLG	OPS
2014	Aberdeen IronBirds (A)	BAL	.190	60	210	19	40	9	1	2	15	14	42	3	6	.248	.271	.519
2015	Delmarva Shorebirds (A)	BAL	.287	92	342	61	98	15	4	2	30	45	84	10	5	.376	.371	.747
2016	Bowie Baysox (AA)	BAL	.222	3	9	1	2	0	0	0	0	0	1	0	0	.222	.222	.444
	Frederick Keys (A)	BAL	.251	114	402	49	101	17	4	4	36	45	98	18	6	.334	.343	.677
2017	Bowie Baysox (AA)	BAL	.294	71	245	34	72	13	0	6	30	20	53	5	2	.354	.420	.775
	Frederick Keys (A)	BAL	.323	41	155	29	50	10	0	2	15	19	40	2	3	.407	.426	.833
2018	BALTIMORE ORIOLES (AL)	BAL	.174	16	46	2	8	3	0	0	3	3	16	1	0	.224	.239	.464
	Bowie Baysox (AA)	BAL	.158	5	19	3	3	1	0	0	0	2	6	0	1	.238	.211	.449
	Norfolk Tides (AAA)	BAL	.270	20	74	13	20	5	0	4	13	5	15	0	1	.329	.500	.829
	GCL Orioles (R)	BAL	.500	2	6	0	3	1	0	0	2	0	2	1	0	.500	.667	1.167
2019	BALTIMORE ORIOLES (AL)	BAL	.225	117	329	41	74	18	2	10	35	22	108	3	3	.286	.383	.669
	Norfolk Tides (AAA)	BAL	.323	16	62	13	20	0	1	2	10	3	9	3	0	.354	.452	.805
Major League Totals			.219	133	375	43	82	21	2	10	38	25	124	4	3	.279	.365	.644
Minor League Totals			.268	424	1524	222	409	71	10	22	151	153	350	42	24	.342	.371	.714

Ryan Wilson

Ryan Wilson

LEFT-HANDED PITCHER

BATS **LEFT** THROWS **LEFT** HEIGHT **6-1** WEIGHT **190** DOB **11/6/96** SERVICE TIME **0.000**

BORN: **Carlsbad, CA**

RESIDES: **Carlsbad, CA**

HIGH SCHOOL: **Carlsbad High School (Carlsbad, CA)**

COLLEGE: **Pepperdine University**

ACQUIRED: **Selected by Baltimore in the 33rd round of the 2017 draft**

MLB DEBUT:



@rywils2



@rywils2



CAREER HIGHS

STRIKEOUTS	INNINGS	WALKS	HOME RUNS ALLOWED
11, 2x, last: 8/17/19 @ Lakewood	8.0, 7/15/19 vs. Lakewood	4, 2x, last: 7/28/19 vs. Charleston	1, several times, last: 8/30/19
RUNS ALLOWED	EARNED RUNS ALLOWED	HITS ALLOWED	PITCHES IN A GAME
7, 5/18/19 @ Kannapolis	6, 2x, last: 5/18/19 @ Kannapolis	10, 5/18/19 @ Kannapolis	101, 8/30/19 vs. Kannapolis

PERSONAL

- Selected by Baltimore in the 33rd round of the 2017 First-Year Player Draft from Pepperdine University (CA).
- As a sophomore at Pepperdine, earned All-WCC Second Team and WCCC All-Tournament honors as a starter and reliever...Posted a 0.63 ERA and .128 average against in 14 outings (3 starts) for the Waves.
- Attended Carlsbad High School (CA), where he played two varsity seasons and posted a 1.31 ERA with 11 wins, 93 strikeouts, .182 average against.
- Tossed the only perfect game in Carlsbad HS history his senior year.

2019

- Spent the entire season with Class-A Delmarva, going 6-5 with a 2.80 ERA (29 ER, 93.1 IP) and 105 strikeouts in 17 starts.
- His 105 strikeouts on the season were just seven strikeouts shy of his strikeout total from all of 2017 and 2018 combined (112 K).
- Was named South Atlantic League Pitcher of the Week on 7/14 after his start on 7/9 vs. West Virginia in which he tossed 7.0 scoreless innings in a winning effort (2 H, 1 HB, 11 K).
- Recorded a career-high 11 strikeouts twice (7/9 vs. West Virginia and 8/17 at Lakewood).
- Had a career-long outing on 7/15 vs. Lakewood (8.0 IP, 4 H, 2 ER, 1 HR, 0 BB, 9 K).
- Tossed a career-high 101 pitches on 8/20 vs. Kannapolis (5.2 IP, 9 H, 4 ER, 1 HR, 3 BB, 6 K).
- Went at least 5.0 innings in 14 of his 17 starts.
- Recorded eight Quality Starts, with five of those being scoreless outings.
- Went 1-1 with a 1.88 ERA (6 ER, 28.2 IP) and 33 strikeouts in five August starts.
- Went 2-2 with a 5.40 ERA (13 ER, 21.2 IP) in his first five starts of the season, then went 4-3 with a 2.01 ERA (16 ER, 71.2 IP) over his final 12 starts of the season.
- Posted a 2.06 ERA (13 ER, 56.2 IP) in 10 road starts, while posting a 3.93 ERA (16 ER, 36.2 IP) in seven starts at home.
- Limited right-handed batters to a .207 (57-for-275) batting average...94 of his 105 strikeouts came against opposing righties.

2018

- Spent the entire season with Class-A Delmarva, going 0-3 with a 3.50 ERA (24 ER, 61.2 IP) and 58 strikeouts in 23 appearances (two starts).
- Posted a 2.83 ERA (18 ER, 57.1 IP) and a .217 opp. BA in his 21 relief outings.
- If not for his start on 5/20 vs. Hagerstown in which he allowed 4 ER in 0.1 innings, he would have finished the season with a 2.92 ERA.
- Was named South Atlantic League Pitcher of the Week on 7/14.
- Went 4.0-or-more innings in seven of his relief appearances.
- Recorded a 2.86 ERA (9 ER, 28.1 IP) and a .215 opp. BA in 11 road outings (one start).
- Posted a 3.10 ERA (7 ER, 20.1 IP) in five August outings (all in relief).
- Held opposing left-handed batters to a .197 (15-for-76) batting average, compared to opposing righties who batted .250 (37-for-148) against him.

2017

- Spent his entire first professional season with the GCL Orioles, going 1-5 with a 4.40 ERA (23 ER, 47.0 IP) and 54 strikeouts in 12 appearances (eight starts).
- Led the team in strikeouts (54) and innings pitched (47.0).
- Posted a 3.00 ERA (4 ER, 12.0 IP) and 16 strikeouts in his four relief outings.
- Had a 3.00 ERA (7 ER, 21.0 IP) and 25 strikeouts in his five road appearances (three starts).
- Recorded at least four strikeouts in 10 of his 12 appearances.
- Allowed just two home runs on the season (199 total batters faced).
- Allowed 2 ER or less in two of his three losses as a starter.
- With two outs, opposing batters hit just .176 (9-for-51) against him.



RYAN WILSON recorded 105 strikeouts for Class-A Delmarva in 2019, a total that was just seven strikeouts shy of his strikeout total from all of 2017 and 2018 combined (112 K). (Delmarva Shorebirds)

YR	TEAM	ORG	W-L	ERA	G	GS	CG	SHO	SV	IP	H	R	ER	HR	HB	BB	SO	WHIP	AVG
2017	GCL Orioles (R)	BAL	1-5	4.40	12	8	0	0	0	47.0	53	26	23	2	3	14	54	1.43	.291
2018	Delmarva Shorebirds (A)	BAL	0-3	3.50	23	2	0	0	0	61.2	52	29	24	4	3	31	58	1.35	.232
2019	Delmarva Shorebirds (A)	BAL	6-5	2.80	17	17	0	0	0	93.1	73	33	29	6	3	29	105	1.09	.213
Minor League Totals			7-13	3.39	52	27	0	0	0	202.0	178	88	76	12	9	74	217	1.25	.238

Austin Wynns

Robert Austin Wynns
CATCHER

BATS **RIGHT** THROWS **RIGHT** HEIGHT **6-2** WEIGHT **210** DOB **12/10/90** SERVICE TIME **1.016**

BORN: **Poway, CA**

RESIDES: **Poway, CA**

HIGH SCHOOL: **Poway High School (Poway, CA)**

COLLEGE: **Fresno State University**

ACQUIRED: **Selected by Baltimore in the 10th round of the 2013 draft**

MLB DEBUT: **For BAL on 6/5/18 vs NYM (1-for-3)**



@AustinWynns



@awynns12



CAREER HIGHS

HITS

4, 6x, last: 8/6/19 vs Indianapolis

RBI

3, 9x, last: 6/6/19 @ Columbus

RUNS

4, 5/22/18 @ Charlotte

HOME RUNS

2, 8/17/17 @ Reading

STRIKEOUTS

4, 2x, last: 6/28/14 @ Hagerstown

WALKS

4, 2x, last: 4/26/19 @ Louisville

STOLEN BASES

1, 5x, last: 7/5/17 vs Hartford

HITTING STREAK

14 games, 2014

PERSONAL

- Selected by Baltimore in the 10th round of the 2013 draft.
- Attended Fresno State University, where he was named to the Mountain West Academic All-Conference Team during his senior season in 2013. Was a teammate of 2017 American League Rookie of the Year Aaron Judge at Fresno State.
- Was named to the WAC All-Tournament Team and was Academic All-WAC in 2012.
- Graduated from Poway High School, where his team won the California Interscholastic Federation Championship in both 2008 and 2009.

2019

- Split the year between Baltimore (28 games), Norfolk (62 games) and Bowie (four games).
- Had three stints with the Orioles, batting .214 with a home run and five RBI.
- Homered on 9/19 vs. Toronto, nearly a year since his last MLB home run (9/21/18).
- Opened the year with Bowie after suffering a left oblique strain to end spring training.
- Joined Norfolk on 4/17. Hit .264 with three home runs and 25 RBI with the Tides.
- Batted .309 (30-97) with a home run and 13 RBI in 31 games at Harbor Park.
- Hit .348 (23-66) with a .423 OBP over 20 games with Norfolk in August.
- Threw out 34.7% (17-49) of basestealers with Norfolk and 17.6% (3-17) with Baltimore.
- Batted .377 (23-61) with a .424 OBP against International League left-handers.
- Matched his career-high with four hits, 8/6 vs. Indianapolis.
- Tied a career-best by drawing four walks on 4/26 at Louisville. The four walks were the most recorded by any Norfolk player in a game in 2019.
- Hit safely in each of his final eight games with Norfolk, batting .367 (11-30). Hit safely in 18 of his final 23 games with the Tides, batting .354 with 10 RBI and a .418 OBP.

2018

- Split the year between Norfolk and Baltimore. Batted .230 with four home runs and 16 RBI in 41 games with the Tides and .255 with four homers and 11 RBI in 42 games with the O's.
- Opened the year with Norfolk and hit .400 (18-45) against left-handed pitching.
- Hit a walk-off single in the 10th inning in a 6-5 win over Louisville, 5/3.
- Tied a career-best with four hits and set a career-high with four runs, 5/22 at Charlotte.
- Made his MLB debut on 6/5 at the New York Mets, singling in his first at-bat. Cameras caught his mother, Laura, blow him a kiss from the stands after he registered his first hit.
- Belted his first big league homer on 6/7 at Toronto (solo HR off of Tyler Clippard).
- Hit safely in eight straight games with Baltimore from 7/27 - 8/17.
- Threw out 31.8% of attempted basestealers with the Orioles (7-22).
- Batted .274 with three home runs and 10 RBI with Baltimore after the All-Star break.
- Rated as Best Defensive Catcher in O's system by Baseball America following the season.

2017

- Spent the year with Double-A Bowie, hitting .281 with 10 homers and 46 RBI in 105 games.
- Ranked 5th in the Eastern League with a .377 on-base percentage.
- Led Eastern League catchers with a .998 fielding pct, (2 errors in 805 TC). Also led EL catchers in chances (805) and putouts (740) and was 3rd in caught stealing pct. (38.2 %).
- Opened the year with a 12-game hitting streak, over which he hit .442 (19-43)..
- Registered first career triple (7/2 at Akron) and multi-homer game (8/17 at Reading).
- His 52 walks ranked second on the Baysox behind DJ Stewart's 65.
- His average never dropped below .276 for the season (low mark of .276 came on 6/20).
- Batted .200 with two RBI in 18 games for Toros del Este in the Dominican Winter League.
- Rated as the Best Defensive Catcher in the Orioles system by Baseball America.
- Had his contract selected by Baltimore on 11/20.

2016

- Split the year between Frederick (51 games), Bowie (21 games) & Norfolk (8 games).
- With Frederick, batted .303 with five home runs, 20 RBI and a .351 OBP in 51 games.
- Posted a .997 fielding % with the Keys (1 E, 306 TC) and threw out 40.4% of runners (19-47).
- Hit .377 (23-61) with a .424 OBP against Carolina League left-handed pitching.
- Put together a 13-game hitting streak from 8/12-27, over which he hit .420 (21-51).
- Batted .247 with seven doubles and 10 RBI in 21 games for Double-A Bowie.
- Matched career-high with four hits, 6/19 at Erie (w/ Bowie) & 8/26 at Salem (w/ Frederick).
- Threw out 57.1% of attempted basestealers with the Baysox (8-14).
- Appeared in eight games with Norfolk, hitting .278 with one home run and four RBI.
- Between Frederick, Bowie & Norfolk, threw out 45.3% of attempted basestealers (29-64).
- Appeared in 12 games for Peoria in the Arizona Fall League, batting .300.
- Rated by Baseball America as the Best Defensive Catcher in the O's system.

2015

- Spent most of year with Frederick, hitting .274 with three homers and 28 RBI in 74 games.
- Batted .364 (24-66) with a .411 on-base percentage against left-handed pitching.

2014

- Spent most of the year with Delmarva, batting .252 with 16 doubles and 33 RBI in 85 games.
- Threw out 36.7 % (29-79) of attempted basestealers.
- Had a career-high 14-game hitting streak (6/29-7/21) and a 12-game streak (4/30-5/16).

2013

- Was a Midseason New York-Penn League All-Star with Class-A Aberdeen.
- Led NYPL catchers with a .995 fielding percentage (two errors in 371 total chances).
- Ranked 8th in NYPL by throwing out 20.7% of attempted basestealers (17 of 82).

YR	TEAM	ORG	AVG	G	AB	R	H	2B	3B	HR	RBI	BB	SO	SB	CS	OBP	SLG	OPS
2013	Aberdeen IronBirds (A)	BAL	.235	54	187	11	44	7	0	0	21	13	33	1	1	.284	.273	.557
2014	Delmarva Shorebirds (A)	BAL	.252	85	313	24	79	16	0	1	33	22	52	0	2	.306	.313	.619
	Frederick Keys (A)	BAL	.214	5	14	3	3	1	0	0	4	3	0	0	0	.333	.286	.619
2015	Bowie Baysox (AA)	BAL	.375	4	16	1	6	2	0	0	3	0	4	0	0	.375	.500	.875
	Frederick Keys (A)	BAL	.274	74	230	21	63	16	0	3	28	26	39	2	1	.347	.383	.730
2016	Bowie Baysox (AA)	BAL	.247	21	73	11	18	7	0	0	10	7	12	1	0	.309	.342	.651
	Norfolk Tides (AAA)	BAL	.278	8	18	3	5	1	0	1	4	0	2	0	0	.278	.500	.778
	Frederick Keys (A)	BAL	.303	51	188	23	57	10	0	5	20	13	32	0	0	.351	.436	.787
2017	Bowie Baysox (AA)	BAL	.281	105	370	54	104	19	1	10	46	52	64	1	0	.377	.419	.796
2018	BALTIMORE ORIOLES (AL)	BAL	.255	42	110	16	28	2	0	4	11	5	25	0	0	.287	.382	.669
	Norfolk Tides (AAA)	BAL	.230	41	139	19	32	4	0	4	16	11	38	0	0	.288	.345	.633
2019	BALTIMORE ORIOLES (AL)	BAL	.214	28	70	8	15	1	0	1	5	3	14	0	0	.247	.271	.518
	Bowie Baysox (AA)	BAL	.294	4	17	2	5	2	0	0	4	3	4	0	0	.400	.412	.812
	Norfolk Tides (AAA)	BAL	.264	62	197	26	52	5	0	3	25	25	35	0	0	.351	.335	.686
Major League Totals			.239	70	180	24	43	3	0	5	16	8	39	0	0	.271	.339	.610
Minor League Totals			.266	514	1762	198	468	90	1	27	214	175	315	5	4	.335	.364	.699

Willy Yahn

William Wallace Yahn
INFIELDER

BATS **RIGHT** THROWS **RIGHT** HEIGHT **5-11** WEIGHT **185** DOB **11/7/95** SERVICE TIME **0.000**

BORN: **Sharon, CT**


RESIDES: **Sharon, CT**

HIGH SCHOOL: **Housatonic Valley Regional High School (Falls Village, CT)**

COLLEGE: **University of Connecticut**

ACQUIRED: **Selected by Baltimore in the 33rd round of the 2017 draft**

MLB DEBUT:



CAREER HIGHS

HITS	RBI	RUNS	HOME RUNS
4, 6/1/19 vs. Lynchburg	4, 3x, last: 5/1/19 vs. Wilmington	2, several times	1, 5x, last: 5/24/19 @ Potomac
STRIKEOUTS	WALKS	STOLEN BASES	HITTING STREAK
3, 2x, last: 5/7/19 vs. Potomac	1, several times	1, several times	8 games, 2019

PERSONAL

- Selected by Baltimore in the 25th round of the 2017 First-Year Player Draft from the University of Connecticut.
- Played three years at UConn (2015-17), where he batted .324 combined...Was named a Louisville Slugger Freshman All-American in 2015 after batting .340 (55-for-162) in 46 games...Earned the 2017 Hirschhorn Foundation Award his senior year, given to the player that best displayed mental toughness.
- Finished 14th in UConn history with 207-career hits when he graduated in 2017.
- Attended Housatonic High School in Canaan, CT, where he played four years of varsity baseball...He batted .662 as a junior and .590 as a senior, and only struck out once in his final two high school seasons.
- He was also a pitcher in high school, winning 15 games and striking out 206 batters combined between his junior and senior seasons.
- He also played soccer in high school as the starting goalkeeper for four years and earned a pair of All-State honors.

2019

- Split the year between Class-A Frederick and Double-A Bowie... Batted .296 (64-for-216) with five home runs and 35 RBI in 56 games with Frederick.
- Named a Carolina League Mid-Season All-Star, his second career All-Star selection.
- Earned Carolina League Player of the Week honors for 4/29-5/5 after batting .524 (11-for-21) with three doubles, two home runs, four runs, and eight RBI in five games.
- Batted .381 (24-for-63) with RISP for Frederick.
- Had 10 at-bats with the bases loaded with Frederick and went 6-for-10 with a double and 10 RBI in those chances.
- Batted .316 (24-for-76) against left-handed pitchers with Frederick.
- Recorded a career-high 4 RBI on 5/1 vs. Wilmington (3-for-5, 2 R, HR).
- Recorded a career-high four hits on 6/1 vs. Lynchburg (4-for-5, 2 R, 2B, 3 RBI).
- Hit safely in a career-best eight-straight games from 6/15-25.
- Assigned to Bowie on 6/19 and batted .223 (25-for-112) with six RBI in 32 games.
- After batting .188 (12-for-64) in his first 18 games with Bowie, he hit .271 (13-for-48) over his final 14 games of the season.

2018

- Spent the entire season with Class-A Aberdeen, batting .275 (66-for-240) with 33 runs, nine doubles, one triple and 30 RBI in 65 games.
- Led the IronBirds in games played (65) and hits (66).
- His 33 runs scored tied for second-most on the team behind Adam Hall (35).
- Selected as a New York-Penn League Mid-Season All-Star.
- Batted .394 (13-for-33) against left-handed pitchers.
- Batted .364 (24-for-66) with RISP and .323 (10-for-31) with RISP and two outs.
- Hit .331 (40-for-121) in 34 home games, while batting .218 (26-for-119) in 31 road games.
- Stole a career-high 10 bases (3 CS)

2017

- Spent his first professional season with the GCL Orioles, batting .278 (58-for-209) with 18 runs, 12 doubles and 33 RBI in 56 games.
- Ranked among GCL batters in games played (2nd, 56), hits (T-5th, 58), doubles (T-8th, 12) and RBI (5th, 33).
- His 56 games played, 12 doubles, 58 hits, 9 stolen bases and 70 total bases each ranked second on the team.
- Batted .316 (25-for-79) with RISP, .314 (11-for-35) with RISP and two outs, and .309 (34-for-110) with runners on base.
- Recorded 17 multi-hit games on the season.



WILLY YAHN finished the 2019 season with Double-A Bowie after being named a Carolina League Mid-Season All-Star with Class-A Frederick. (Bowie Baysox)

YR	TEAM	ORG	AVG	G	AB	R	H	2B	3B	HR	RBI	BB	SO	SB	CS	OBP	SLG	OPS
2017	GCL Orioles (R)	BAL	.278	56	209	18	58	12	0	0	33	12	16	9	4	.350	.335	.685
2018	Aberdeen IronBirds (A)	BAL	.275	65	240	33	66	9	1	0	30	7	29	10	3	.303	.321	.624
2019	Frederick Keys (A)	BAL	.296	56	216	22	64	13	0	5	35	5	30	1	5	.314	.426	.740
	Bowie Baysox (AA)	BAL	.223	32	112	11	25	9	0	0	6	3	23	1	0	.241	.304	.545
Minor League Totals			.274	209	777	84	213	43	1	5	104	27	98	21	12	.311	.351	.662

Bruce Zimmermann

Bruce Anthony Zimmermann

LEFT-HANDED PITCHER

BATS **LEFT** THROWS **LEFT** HEIGHT **6-2** WEIGHT **215** DOB **2/9/95** SERVICE TIME **0.031**

BORN: **Baltimore, MD**

RESIDES: **Woodstock, MD**

HIGH SCHOOL: **Loyola Blakefield High School (Towson, MD)**

COLLEGE: **Mount Olive College (Mount Olive, NC)**

ACQUIRED: **Trade with ATL (with 3 others) for RHPs Kevin Gausman & Darren O'Day, 7/31/18**

MLB DEBUT: **9/17/20 for BAL vs. TB (3.0 IP, 5 ER, 4 H, 2 HR, BB, 2 K)**



@Invader_Z



@brucezimmermann



CAREER HIGHS

STRIKEOUTS	INNINGS	WALKS	HOME RUNS ALLOWED
11, 3x, last: 5/10/19 vs Richmond	9.0, 6/18/19 @ Hartford	4, 5x, last: 6/23/19 @ Harrisburg	2, 5x, last: 9/17/20 vs Tampa Bay
RUNS ALLOWED	EARNED RUNS ALLOWED	HITS ALLOWED	PITCHES IN A GAME
9, 4/12/18 @ Greenville	7, 2x, last: 6/8/18 vs Kannapolis	10, 2x, last: 7/28/19 @ Lehigh Valley	103, 7/10/18 @ Birmingham

PERSONAL

- ◆ Acquired by Baltimore from Atlanta, along with RHP Evan Phillips, C Brett Cumberland and IF Jean Carlos Encarnacion, in exchange for RHPs Darren O'Day and Kevin Gausman, 7/31/18.
- ◆ Originally selected by Atlanta in the 5th round of the 2017 draft.
- ◆ Attended Division II Mount Olive College (NC), where he went 9-2 with a 3.18 ERA and 129 strikeouts in 99.0 IP during his senior season with the Trojans. Was named Third-Team Academic All-American by CoSIDA during his senior year, a season in which he paced his conference in strikeouts while leading the Trojans to a #1 national ranking. The 129 strikeouts tied the school's single-season record, originally set by former big league RHP Carter Capps.
- ◆ Would be just the third Mount Olive product to appear in a Major League game after LHP Steve Mintz (17 G from 1995-1999) and RHP Carter Capps (129 G from 2012-17).
- ◆ Spent his freshman and sophomore years in college playing at Towson University (MD). Towson produced Hall of Famer and current O's broadcaster Jim Palmer.
- ◆ Attended Loyola Blakefield High School (MD), where was selected to play in the Brooks Robinson All-Star Game at Camden Yards. Also played football in high school. Notable alumni of Loyola Blakefield include author Tom Clancy, NFL Network analyst Jason La Canfora and Emmy-winning Olympic sports caster Jim McKay.

2020

- ◆ Pitched in two games (one start) for the Orioles (7.0 IP, 6 ER, 6 H, 2 HR, 2 BB, 2 HB, 7 K).
- ◆ Made his Major League debut on 9/17 vs. TB as the starting pitcher (3.0 IP, 5 ER, 4 H, 2 HR, BB, 2 K)... Struck out Nate Lowe in the first inning for his first career strikeout.
- ◆ Struck out a season-high five batters in his second outing of the season on 9/23 at BOS, which tied for the most strikeouts by an O's pitcher in relief in 2020.

2019

- ◆ Split the year between Norfolk and Double-A Bowie, going 7-6 with a 3.21 ERA and 134 strikeouts over 25 games (24 starts) between the two levels.
- ◆ Ranked among Orioles minor league pitchers in complete games (T-1st, 2), shutouts (T-1st, 2), starts (T-2nd, 24), innings pitched (2nd, 140.0) and strikeouts (3rd, 134).
- ◆ Opened the year with Bowie, where he went 5-3 with a 2.58 ERA in 18 games (17 starts).
- ◆ Tossed a complete-game, nine-inning shutout for Bowie on 6/18 vs. Hartford, the first time in his career he'd worked 9.0 innings in a game. Also fired a 7.0-inning shutout on 7/22 at Richmond in his final start of the season for Bowie.
- ◆ Allowed two earned runs or less in 14 of his 18 appearances with Bowie. His ERA with the Baysox never climbed above 3.08.
- ◆ Posted a 1.57 ERA and a 0.91 WHIP in his four April starts with the Baysox.
- ◆ Held Eastern League left-handers to a .188 average (24-128), registering 19 more strikeouts (43) than hits allowed (24) while recording 43 strikeouts.
- ◆ His 2.58 ERA with Bowie ranked third in the Eastern League and was 10th in all of Double-A when he was promoted to Norfolk on 7/26.
- ◆ Made seven starts with the Tides, going 2-3 with a 4.89 ERA.
- ◆ Earned his first Triple-A victory on 8/20 vs. Gwinnett after allowing one run on five hits while striking out five over 7.0 innings of work.

2018

- ◆ Split the year between Class-A Rome, Double-A Mississippi and Double-A Bowie, going 11-7 with a 3.21 ERA in 25 starts between the three clubs.
- ◆ Opened the year with Rome, going 7-3 with a 2.76 ERA in 14 starts.
- ◆ Named a Southern League Midseason All-Star.
- ◆ Limited South Atlantic League batters to a .233 average, with left-handers hitting just .200.
- ◆ Allowed three earned runs or less in 12 of his 14 starts with Rome, including six starts in which he did not allow an earned run.
- ◆ Set a career-high with 11 strikeouts on two occasions: 5/1 vs. Lakewood and 5/27 at Augusta. Also had a 10-strikeout performance on 5/11 at Augusta.
- ◆ Named the South Atlantic League Pitcher of the Week, 5/20.
- ◆ Went 4-1 with a 1.72 ERA, 53 strikeouts and just 12 walks in 36.2 IP over six starts in May.
- ◆ Promoted to Mississippi on 6/29 and registered a 10-strikeout effort in his Double-A debut that night at Pensacola.
- ◆ Went 2-1 with a 3.14 ERA in six starts with the M-Braves, limiting SL batters to a .243 avg.
- ◆ Joined Bowie on 8/12 after trade with Atlanta, going 2-3 with a 5.06 ERA in five starts.
- ◆ Posted a 1.80 ERA (3 ER, 15.0 IP) over his first three outings with the Baysox.


2017

- ◆ Spent the year with Rookie-Level Danville, going 0-1 with a 3.09 ERA in 11 starts.
- ◆ Limited to 3.0 innings or less in each of his 11 starts. Registered 28 strikeouts and 21 hits allowed over 23.1 innings.
- ◆ Did not allow a home run in 97 batters faced.



BRUCE ZIMMERMANN registered 134 strikeouts between Norfolk and Double-A Bowie in 2019, the third-most among Orioles minor leaguers. (Les Treagus/Norfolk Tides)

YR	TEAM	ORG	W-L	ERA	G	GS	CG	SHO	SV	IP	H	R	ER	HR	HB	BB	SO	WHIP	AVG
2017	Danville Braves (R)	ATL	0-1	3.09	11	11	0	0	0	23.1	21	8	8	0	0	9	28	1.29	.244
2018	Mississippi Braves (AA)	ATL	2-1	3.14	6	6	0	0	0	28.2	25	11	10	3	0	19	26	1.53	.243
	Bowie Baysox (AA)	BAL	2-3	5.06	5	5	1	0	0	21.1	25	17	12	2	2	7	16	1.50	.287
	Rome Braves (A)	ATL	7-3	2.76	14	14	0	0	0	84.2	74	31	26	5	4	18	99	1.09	.233
2019	Bowie Baysox (AA)	BAL	5-3	2.58	18	17	2	2	0	101.1	88	34	29	9	2	34	101	1.20	.227
	Norfolk Tides (AAA)	BAL	2-3	4.89	7	7	0	0	0	38.2	44	22	21	3	1	18	33	1.60	.291
2020	BALTIMORE ORIOLES (AL)	BAL	0-0	7.71	2	1	0	0	0	7.0	6	6	6	2	2	2	18	1.14	.222
Major League Totals			0-0	7.71	2	1	0	0	0	7.0	6	6	6	2	2	2	18	1.14	.222
Minor League Totals			18-14	3.20	61	60	3	2	0	298.0	277	123	106	22	9	105	303	1.28	.245



LUIS ROBERT

TRIPLE-A SOUTHEAST DIVISION



CHARLOTTE KNIGHTS



324 South Mint Street | Charlotte, NC 28202

Phone: (704) 274-8300

Twitter: @KnightsBaseball | charlotteknights.com

Triple-A Affiliate of the Chicago White Sox (Since 1999)

TEAM INFORMATION

Owner Don Beaver
General Manager Rob Egan
PR Contact Tommy Viola (TommyV@charlotteknights.com)
PR Phone Number (704) 274-8203
Radio Broadcasters Matt Swierad, Mike Pacheco
Flagship Station ESPN 730 AM
2019 Record 75-64 (T-2nd, South)
2019 Attendance 581,006 (8,544 per game)
Beat Writer Charlotte Observer
Governors' Cup Titles 2 (IL: 1993, 1999)

COACHING STAFF

Manager..... Wes Helms
Pitching Coach..... Matt Zaleski
Hitting Coach Chris Johnson
Athletic Trainer Cory Barton
Performance Coach Shawn Powell

DID YOU KNOW?

The Charlotte Knights were formerly an affiliate of the Orioles. From 1976 to 1987, the team was known as the Charlotte Orioles and featured O's greats Eddie Murray and Cal Ripken, Jr.



WES HELMS

SERIES NOTES

Charlotte leads all-time series, 247-242

Longest Tides winning streak ... 6, 3x (last: August 14 - September 3, 2010)
Longest Knights winning streak 8 (April 29 - June 24, 2008)
Last Tides 4-game sweep in Norfolk August 15 - August 18, 2008
Last Tides 4-game sweep in Charlotte Never
Last Knights 4-game sweep in Norfolk May 9-12, 2016 (5 game sweep)
Last Knights 4-game sweep in Charlotte August 22-25, 2014
Best season series record vs. Charlotte 13-5 (1995)
Worst season series record vs. Charlotte 4-14 (1994)

CHARLOTTE AWARD WINNERS

Most Valuable Player

Jim Thome (IL: 1993)

Most Valuable Pitcher

Jon Garland (IL: 2000)
Heath Phillips (IL: 2006)
Eric Johnson (IL: 2015)

Rookie Of The Year

Billy McMillon (IL: 1996)
Aaron Miles (IL: 2003)
Josh Fields (IL: 2006)

Manager Of The Year

Tom Spencer (IL: 1999)



TRUIST FIELD

CAPACITY: 10,200 | YEAR OPENED: 2014 | DIMENSIONS: LF - 330, CF - 400, RF - 315

CHICAGO WHITE SOX TOP-10 PROSPECTS (MLB.COM)

PLAYER	POS	DOB	B-T	HGT	WGT	ACQUIRED
1. Andrew Vaughn	1B/OF	04/03/98	R-R	6-0	215	1st round (3rd), 2019 draft from UC Berkeley
2. Michael Kopech	RHP	04/30/96	R-R	6-3	210	Trade with BOS, along with Yoan Moncada & two others, for Chris Sale
3. Garrett Crochet	LHP	06/21/99	L-L	6-6	230	1st round (11th), 2020 draft from University of Tennessee
4. Jared Kelley	RHP	10/03/01	R-R	6-3	230	2nd round (47th), 2020 draft from Refugio HS (TX)
5. Yoelqui Cespedes	OF	09/24/97	R-R	5-9	205	Signed on 1/15/21 from Cuba
6. Matthew Thompson	RHP	08/11/00	R-R	6-3	195	2nd round (45th), 2019 draft from Cypress Ranch HS (TX)
7. Jonathan Stiever	RHP	05/12/97	R-R	6-2	210	5th round, 2018 draft from Indiana University Bloomington
8. Andrew Dalquist	RHP	11/13/00	R-R	6-1	175	3rd round, 2019 draft from Union HS (CA)
9. Micker Adolfo	OF	09/11/96	R-R	6-4	230	Signed 7/2/13 from Dominican Republic
10. Norge Vera	RHP	06/01/00	R-R	6-4	185	Signed 2/26/21 from Cuba

vs. Charlotte as Orioles Affiliate (Norfolk leads, 141-137)

2007	Norfolk, 10-6
2008	Charlotte, 12-8
2009	Norfolk, 13-9
2010	Norfolk, 14-7
2011	Charlotte, 13-8
2012	Charlotte, 11-10
2013	Norfolk, 11-10
2014	Charlotte, 11-10
2015	Charlotte, 12-10
2016	Charlotte, 12-10
2017	Tied, 11-11
2018	Norfolk, 14-9
2019	Charlotte, 14-12



DURHAM BULLS

409 Blackwell Street | Durham, NC 27701

Phone: (919) 687-6500

Twitter: @DurhamBulls | durhambulls.com

Triple-A Affiliate of the Tampa Bay Rays (Since 1998)



TEAM INFORMATION

President	Jim Goodmon
Vice President	Mike Birling
PR Contacts	Andrew Green (agreen@durhambulls.com)
.....	Emily Almond (ealmond@durhambulls.com)
PR Phone Number	(919) 687-6574
Radio Broadcasters	Patrick Kinas
Flagship Station	96.5 FM and 99.3 FM
2019 Record	75-64 (T-2nd, South)
2019 Attendance	529,105 (7,668 per game)
Triple-A Titles	6 (IL: 2002, 2003, 2009, 2013, 2017, 2018)



BRADY WILLIAMS

COACHING STAFF

Manager.....	Brady Williams
Pitching Coach	Richard Knapp
Hitting Coach	Kyle Wilson
Bullpen Coach	Alberto Bastardo
Coach	Reinaldo Ruiz

DID YOU KNOW?

Brady Williams is the son of former Major League manager Jimmy Williams, who was named American League Manager of the Year with Boston in 1999. Jimmy also played 62 games for the Tides in 1971.

SERIES NOTES

Durham leads all-time series, 245-185

Longest Tides winning streak	8 (April 24 - June 9, 2005)
Longest Bulls winning streak	8, 2x (last: May 3 - July 25, 2007)
Last Tides 4-game sweep in Norfolk	September 2 - September 4, 2006
Last Tides 4-game sweep in Durham	July 6 - July 9, 2008
Last Bulls 4-game sweep in Norfolk	June 28 - July 1, 2018
Last Bulls 4-game sweep in Durham	August 22-26, 2012 (5-game series)
Best season series record vs. Durham	11-5 (2005)
Worst season series record vs. Durham	4-12, 2x (last: 2002)

DURHAM AWARD WINNERS

Most Valuable Player

Steve Cox (IL: 1999)
Toby Hall (IL: 2001)
Kevin Witt (IL: 2006)
Dan Johnson (IL: 2010)
Russ Canzler (IL: 2011)

Most Valuable Pitcher

Jeremy Hellickson (IL: 2010)
J.D. Martin (IL: 2013)

Rookie Of The Year

Aubrey Huff (IL: 2000)
Carl Crawford (IL: 2002)

Manager Of The Year

Charlie Montoyo (IL: 2010, 2013)



DURHAM BULLS ATHLETIC PARK

CAPACITY: 10,000 | YEAR OPENED: 1995 | DIMENSIONS: LF - 303, CF - 395, RF - 329

TAMPA BAY RAYS TOP-10 PROSPECTS (MLB.COM)

PLAYER	POS	DOB	B-T	HGT	WGT	ACQUIRED
1. Wander Franco	SS	03/01/01	S-R	5-10	189	Signed 7/2/17 from Dominican Republic
2. Luis Patino	RHP	10/26/99	R-R	6-1	192	Trade with SD, along with Cole Wilcox & two others, for Blake Snell
3. Vidal Brujan	2B/SS	02/09/98	S-R	5-10	180	Signed 10/17/14 from Dominican Republic
4. Brendan McKay	LHP/DH	12/18/95	L-L	6-2	212	1st round (4th), 2017 draft from University of Louisville
5. Shane McClanahan	LHP	04/28/97	L-L	6-1	200	1st round (31st), 2018 draft from University of South Florida
6. Xavier Edwards	2B/SS	08/09/99	S-R	5-10	175	Trade with SD, along with two others, for Tommy Pham & Jake Cronenworth
7. Shane Baz	RHP	06/17/99	R-R	6-2	190	Trade with PIT for Chris Archer
8. Taylor Walls	SS	07/10/96	S-R	5-10	185	3rd round, 2017 draft from Florida State University
9. Greg Jones	SS	03/07/98	S-R	6-2	175	1st round (22nd), 2019 draft from UNC Wilmington
10. Cole Wilcox	RHP	07/14/99	R-R	6-5	232	Trade with SD, along with Luis Patino & two others, for Blake Snell

vs. Durham as Orioles Affiliate (Durham leads, 161-125)

2007	Durham, 10-6
2008	Durham, 12-10
2009	Durham, 14-6
2010	Durham, 16-6
2011	Durham, 12-10
2012	Durham, 12-10
2013	Tied, 11-11
2014	Durham, 14-8
2015	Norfolk, 13-9
2016	Norfolk, 17-11
2017	Durham, 14-11
2018	Durham, 16-6
2019	Norfolk, 11-10



GWINNETT STRIPERS

2500 Buford Drive | Lawrenceville, GA 30043

Phone: (678) 277-0300

Twitter: @GoStrippers | gostrippers.com

Triple-A Affiliate of the Atlanta Braves (Since 2009)



TEAM INFORMATION

OwnerLiberty Media Corporation
General Manager/Vice PresidentAdam English
PR ContactDave Lezotte (Dave.Lezotte@braves.com)
PR Phone Number(678) 277-0320
Radio BroadcasterDave Lezotte
Flagship StationTBD
2019 Record80-59 (1st, South)
2019 Attendance212,342 (3,169 per game)
Beat WritersGwinnett Daily Post
Triple-A Titles0

COACHING STAFF

Manager.....Matt Tuiasosopo
Pitching Coach.....Mike Maroth
Hitting Coach.....Carlos Mendez
Coach.....Wigberto Nevarez
Athletic Trainer.....T.J. Saunders
Strength & Conditioning Coach.....Paul Howey

DID YOU KNOW?

Matt Tuiasosopo is the first former Gwinnett player to manage the team. He played outfield and first base for the Gwinnett Braves from 2016-17...He is also the youngest Gwinnett manager ever at 34.



MATT TUIASOSOPO

SERIES NOTES

Gwinnett leads all-time series, 133-108

Longest Tides winning streak7 (August 15 - September 1, 2012)
Longest Strippers winning streak8 (April 13 - July 16, 2011)
Last Tides 4-game sweep in NorfolkJune 25 - June 27, 2018
Last Tides 4-game sweep in GwinnettNever
Last Strippers 4-game sweep in NorfolkApril 19 - April 22, 2011
Last Strippers 4-game sweep in GwinnettApril 14 - April 17, 2016
Best season series record vs. Gwinnett14-7 (2013)
Worst season series record vs. Gwinnett6-17 (2016)

GWINNETT AWARD WINNERS

Most Valuable Player

None

Most Valuable Pitcher

Julio Teheran (IL: 2011)

Rookie Of The Year

Freddie Freeman (IL: 2010)
Julio Teheran (IL: 2011)
Ernesto Mejia (IL: 2012)

Manager Of The Year

Damon Berryhill (IL: 2019)



COOLRAY FIELD

CAPACITY: 10,427 | YEAR OPENED: 2009 | DIMENSIONS: LF - 335, CF - 400, RF - 335

ATLANTA BRAVES TOP-10 PROSPECTS (MLB.COM)

PLAYER	POS	DOB	B-T	HGT	WGT	ACQUIRED
1. Cristian Pache	OF	11/19/98	R-R	6-2	215	Signed 7/3/15 from Dominican Republic
2. Drew Waters	OF	12/30/98	S-R	6-2	185	2nd round (41st), 2017 draft from Etowah HS (GA)
3. Shea Langeliers	C	11/18/97	R-R	6-0	205	1st round (9th), 2019 draft from Baylor University
4. Braden Shewmake	SS	11/19/97	L-R	6-4	190	1st round (21st), 2019 draft from Texas A&M University
5. Kyle Muller	LHP	10/07/97	R-L	6-7	250	2nd round (44th), 2016 draft from Dallas Jesuit College Prep (TX)
6. William Contreras	C	12/24/97	R-R	6-0	180	Signed 2/10/15 from Venezuela
7. Jared Shuster	LHP	08/03/98	L-L	6-3	210	1st round (25th), 2020 draft from Wake Forest University
8. Tucker Davidson	LHP	03/25/96	L-L	6-2	215	19th round, 2016 draft from Midland College (TX)
9. Jasseel De La Cruz	RHP	06/26/97	R-R	6-1	195	Signed 6/1/15 from Dominican Republic
10. Michael Harris	OF	03/07/01	L-L	6-0	195	3rd round (98th), 2019 draft from Stockbridge HS (GA)

vs. Gwinnett as Orioles Affiliate (Gwinnett leads, 133-108)

2009Gwinnett, 11-10
2010Gwinnett, 11-10
2011Gwinnett, 14-7
2012Norfolk, 11-10
2013Norfolk, 14-7
2014Gwinnett, 11-10
2015Gwinnett, 12-10
2016Gwinnett, 17-6
2017Gwinnett, 13-10
2018Gwinnett, 13-11
2019Gwinnett, 14-9



JACKSONVILLE JUMBO SHRIMP

301 A Philip Randolph Blvd | Jacksonville, FL 32202

Phone: (904) 358-2846

Twitter: @JaxShrimp | jaxshrimp.com

Triple-A Affiliate of the Miami Marlins (Since 2021)



TEAM INFORMATION

Owner Ken Babby
Executive Vice President/General Manager Harold Crow
PR Contact Scott Kornberg (scott@jaxshrimp.com)
PR Phone Number (904) 224-8534
Radio Broadcasters Scott Kornberg and Matt Present
Flagship Station ESPN 690 Jacksonville
2019 Record 66-71 (3rd, Double-A Southern League South)
2019 Attendance 327,388 (4,960 per game)
Beat Writers Clayton Freeman (The Florida Times-Union)
Triple-A Titles 1 (IL: 1968)



AL PEDRIQUE

COACHING STAFF

Manager Al Pedrique
Pitching Coach Jeremy Powell
Hitting Coach Phil Plantier
Defensive Coach Danny Black
Athletic Trainer Greg Harrel
Strength & Conditioning Coach Jon Cioffi

DID YOU KNOW?

The Jacksonville Suns were the Mets' Triple-A affiliate from 1966-68 before the Mets moved the team to Norfolk in 1969, giving birth to the Tidewater Tides. The Suns would reemerge as a Double-A team in 1970.

SERIES NOTES

Teams have not played

Longest Tides winning streak
Longest Jumbo Shrimp winning streak
Last Tides 4-game sweep in Norfolk
Last Tides 4-game sweep in Jacksonville
Last Jumbo Shrimp 4-game sweep in Norfolk
Last Jumbo Shrimp 4-game sweep in Jacksonville
Best season series record vs. Jacksonville
Worst season series record vs. Jacksonville

JACKSONVILLE AWARD WINNERS

Most Valuable Player

Tony Martinez (IL: 1962)
Joe Morgan (IL: 1964)

Most Valuable Pitcher

Joe Schaffernoth (IL: 1962)

Rookie Of The Year

None

Manager Of The Year

None



121 FINANCIAL BALLPARK

CAPACITY: 11,000 | YEAR OPENED: 2003 | DIMENSIONS: LF - 321, CF - 420, RF - 317

MIAMI MARLINS TOP-10 PROSPECTS (MLB.COM)

PLAYER	POS	DOB	B-T	HGT	WGT	ACQUIRED
1. Sixto Sanchez	RHP	07/29/98	R-R	6-0	234	Trade with PHI, along with two others, for J.T. Realmuto
2. JJ Bleday	OF	11/10/97	L-L	6-3	205	1st round (4th), 2019 draft from Vanderbilt University
3. Max Meyer	RHP	03/12/99	L-R	6-0	196	1st round (3rd), 2020 draft from University of Minnesota
4. Jazz Chisholm Jr.	SS/2B	02/01/98	L-R	5-11	184	Trade with ARI for Zac Gallen
5. Edward Cabrera	RHP	04/13/98	R-R	6-5	217	Signed 7/2/15 from Dominican Republic
6. Lewin Diaz	1B	11/19/96	L-L	6-4	217	Trade with MIN for Sergio Romo and two others
7. Jesus Sanchez	OF	10/07/97	L-R	6-3	222	Trade with TB, along with Ryne Stanek, for Nick Anderson and Trevor Richards
8. Braxton Garrett	LHP	08/05/97	L-L	6-2	202	1st round (7th), 2016 draft from Florence HS (AL)
9. Jose Devers	SS	12/07/99	L-R	6-0	174	Trade with NYY, along with Starlin Castro and one other, for Giancarlo Stanton
10. Dax Fulton	LHP	10/16/01	L-L	6-6	230	2nd round (40th), 2020 draft from Mustang HS (OK)

vs. Jacksonville as Orioles Affiliate
(No Record)



MEMPHIS REDBIRDS

198 Union Avenue | Memphis, TN 38103

Phone: (901) 721-6000

Twitter: @MemphisRedbirds | MemphisRedbirds.com
Triple-A Affiliate of the St. Louis Cardinals (Since 1998)



TEAM INFORMATION

Owner Peter B. Freund
 General Manager/Vice President Craig Unger
 PR Contact Evan Stockton (estockton@memphisredbirds.com)
 PR Phone Number (901) 721-6000
 Radio Broadcaster Evan Stockton
 Flagship Station
 2019 Record 69-71 (2nd, PCL American Northern Division)
 2019 Attendance 327,756 (4,682 per game)
 Beat Writers
 Triple-A Titles 4 (PCL: 2018, 2017, 2009, 2000)

COACHING STAFF

Manager Ben Johnson
 Pitching Coach Derneir Orozco
 Hitting Coach Brandon Allen
 Athletic Trainer Dan Martin & Frank Witkowski

DID YOU KNOW?

Prior to the Redbirds joining the PCL as an expansion team in 1998, Memphis had a International League team from 1974-76, the Memphis Blues. The Blues and Tidewater Tides squared off 63 times over those three seasons, with Memphis winning the series 33-30.



BEN JOHNSON

SERIES NOTES

Memphis leads all-time series, 33-30

Longest Tides winning streak 7 (May 17 - July 4, 1976)
 Longest Memphis winning streak 5, 2x (last: May 15 - June 29, 1975)
 Last Tides 4-game sweep in Norfolk Never
 Last Tides 4-game sweep in Memphis Never
 Last Redbirds 4-game sweep in Norfolk Never
 Last Redbirds 4-game sweep in Memphis Never
 Best season series record vs. Memphis 14-6 (1976)
 Worst season series record vs. Memphis 7-16 (1974)

MEMPHIS AWARD WINNERS

Most Valuable Player

None

Rookie Of The Year

None

Most Valuable Pitcher

Dakota Hudson (PCL: 2018)

Manager Of The Year

Stubby Clapp (PCL: 2017, 2018)



AUTOZONE PARK

CAPACITY: 10,000 | YEAR OPENED: 2000 | DIMENSIONS: LF - 319, CF - 400, RF - 322

ST. LOUIS CARDINALS TOP-10 PROSPECTS (MLB.COM)

PLAYER	POS	DOB	B-T	HGT	WGT	ACQUIRED
1. Matthew Liberatore	LHP	11/06/99	L-L	6-4	200	Trade with TB, along with one other, for Randy Arozarena and Jose Martinez
2. Nolan Gorman	3B	05/10/00	L-R	6-1	210	1st round (19th), 2018 draft from Sandra Day O'Connor HS (AZ)
3. Ivan Herrera	C	06/01/00	R-R	5-11	220	Signed 7/7/16 from Panama
4. Zack Thompson	LHP	10/28/97	L-L	6-2	215	1st round (19th), 2019 draft from University of Kentucky
5. Masyn Winn	SS/RHP	03/21/02	R-R	5-11	180	2nd round (54th), 2020 draft from Kingwood HS (TX)
6. Jordan Walker	3B	05/22/02	R-R	6-5	220	1st round (21st), 2020 draft from Decatur HS (GA)
7. Jhon Torres	OF	03/29/00	R-R	6-4	199	Trade with CLE, along with Conner Capel, for Oscar Mercado
8. Tink Henge	RHP	08/06/02	R-R	6-1	175	2nd round (63rd), 2020 draft from Watson Chapel HS (AR)
9. Johan Oviedo	RHP	03/02/98	R-R	6-5	245	Signed 7/2/16 from Cuba
10. Kodi Whitley	RHP	02/21/95	R-R	6-3	220	27th round, 2017 draft from University of Mount Olive (NC)

vs. Memphis as Orioles Affiliate
(No Record)



NASHVILLE SOUNDS

19 Junior Gilliam Way | Nashville, TN 37219

Phone: (615) 690-4487

Twitter: @NashvilleSounds | nashvillesounds.com

Triple-A Affiliate of the Milwaukee Brewers (Since 2021)




TEAM INFORMATION

Owner	Frank Ward
General Manager/Vice President	TBD
PR Contact	Chad Seely (chads@nashvillesounds.com)
PR Phone Number	(615) 515-1107
Radio Broadcaster	Jeff Hem
Flagship Station	94.9 ESPN
2019 Record	.66-72 (3rd, PCL American Northern Division)
2019 Attendance	578,294 (8,831 per game)
Beat Writers	N/A
Triple-A Titles	1 (PCL: 2005)

SERIES NOTES

Teams have not played

Longest Tides winning streak	
Longest Sounds winning streak	
Last Tides 4-game sweep in Norfolk	
Last Tides 4-game sweep in Nashville	
Last Sounds 4-game sweep in Norfolk	
Last Sounds 4-game sweep in Nashville	
Best season series record vs. Nashville	
Worst season series record vs. Nashville	



RICK SWEET

COACHING STAFF

Manager	Rick Sweet
Pitching Coach	Jim Henderson
Hitting Coach	Al LeBoeuf
Position Coach	Ned Yost IV
Athletic Trainer	Lanning Tucker
Strength & Conditioning Coach	Andrew Emmick

DID YOU KNOW?

Sounds Manager Rick Sweet played the entire 1981 season for the Tidewater Tides, batting .277 with four home runs and 55 RBI. He played catcher (70 games), third base (29 games) and first base (1 game).

NASHVILLE AWARD WINNERS

Most Valuable Player

None

Rookie Of The Year

None

Most Valuable Pitcher

R.A. Dickey (PCL: 2007)
Johnny Hellweg (PCL: 2013)
Jimmy Nelson (PCL: 2014)

Manager Of The Year

Frank Kremblas (PCL: 2007)
Steve Scarsone (PCL: 2016)



FIRST HORIZON PARK

CAPACITY: 10,000 | YEAR OPENED: 2015 | DIMENSIONS: LF - 330, CF - 403, RF - 310

MILWAUKEE BREWERS TOP-10 PROSPECTS (MLB.COM)

PLAYER	POS	DOB	B-T	HGT	WGT	ACQUIRED
1. Garrett Mitchell	OF	09/04/98	L-R	6-3	215	1st round (20th), 2020 draft from UCLA
2. Brice Turang	SS/2B	11/21/99	L-R	6-0	173	1st round (21st), 2018 draft from Santiago HS (CA)
3. Hedbert Perez	OF	04/04/03	L-L	5-10	160	Signed 7/2/19 from Venezuela
4. Ethan Small	LHP	02/14/97	L-L	6-4	215	1st round (28th), 2019 draft from Mississippi State University
5. Mario Feliciano	C	11/20/98	R-R	6-1	200	2nd round (75th), 2016 draft from Carlos Beltran Academy (PR)
6. Antoine Kelly	LHP	12/05/99	L-L	6-6	205	2nd round (65th), 2019 draft from Wabash Valley College (IL)
7. Aaron Ashby	LHP	05/24/98	R-L	6-2	181	4th round (125th), 2018 draft from Crowder College (MO)
8. Freddy Zamora	SS	11/01/98	R-R	6-1	190	2nd round (53rd), 2020 draft from University of Miami
9. Jeferson Quero	C	10/08/02	R-R	5-10	165	Signed 7/2/19 from Venezuela
10. Eduardo Garcia	SS	07/10/02	R-R	6-2	160	Signed 7/10/18 from Venezuela

vs. Nashville as Orioles Affiliate
(No Record)



KEEGAN AKIN



2019 IN REVIEW

2019 INTERNATIONAL LEAGUE FINAL STANDINGS

South	W	L	PCT.	GB	North	W	L	PCT.	GB
Gwinnett	80	59	.576	--	Scranton/WB	76	65	.539	--
*Durham	75	64	.540	-5.0	Syracuse	75	66	.532	-1.0
Charlotte	75	64	.540	-5.0	Buffalo	71	69	.507	-4.5
Norfolk	60	79	.432	-20.0	Rochester	70	70	.500	-5.5
					Lehigh Valley	66	74	.471	-9.5
West	W	L	PCT.	GB	Pawtucket	59	81	.421	-16.5
Columbus	81	59	.579	--					
Indianapolis	66	74	.471	-15.0					
Toledo	66	74	.471	-15.0					
Louisville	59	81	.421	-22.0					

2019 Governors' Cup Championship

Semifinals (Best of Five)

South/West

Columbus 5, Gwinnett 4
Columbus 7, Gwinnett 3
Gwinnett 10, Columbus 6
Columbus 5, Gwinnett 4

(Columbus wins series, 3-1)

North/Wild Card

Durham 9, Scranton/WB 3
Durham 4, Scranton/WB 2
Durham 17, Scranton/WB 2

(Durham wins series, 3-0)

Governors' Cup Final

Championship (Best of Five)

Columbus 8, Durham 3
Columbus 7, Durham 4
Columbus 6, Durham 2

(Columbus wins series, 3-0)

Triple-A National Championship

(One-game championship played in Memphis between PCL and IL winners)
Sacramento 4, Columbus 0

2019 IL AWARD WINNERS

MOST VALUABLE PLAYER	Ryan Mountcastle	Norfolk
MOST VALUABLE PITCHER	Mitch Keller	Indianapolis
ROOKIE-OF-THE-YEAR	Aristides Aquino	Louisville
MANAGER-OF-THE-YEAR	Damon Berryhill	Gwinnett

2019 IL POSTSEASON ALL-STAR TEAM

CATCHER	Eric Haase	Columbus
FIRST BASE	Ryan Mountcastle	Norfolk
SECOND BASE	Jake Elmore	Indianapolis
THIRD BASE	Kean Wong	Durham
SHORTSTOP	Jake Cronenworth	Durham
OUTFIELDER	Brandon Barnes	Columbus
OUTFIELDER	Adam Duvall	Gwinnett
OUTFIELDER	Aristides Aquino	Louisville
UTILITY PLAYER	Ryan McBroom	Scranton/WB
DESIGNATED HITTER	Bobby Bradley	Columbus
STARTING PITCHER	Mitch Keller	Indianapolis
RELIEF PITCHER	Trevor Kelley	Pawtucket

2019 INTERNATIONAL LEAGUE ATTENDANCE

	Openings	Openings Lost	Total	Average
Columbus Clippers	68	2	590,504	8,684
Indianapolis Indians	68	2	586,860	8,630
Lehigh Valley IronPigs	68	2	585,110	8,605
Charlotte Knights	68	2	581,006	8,544
Buffalo Bisons	65	4	518,741	7,981
Durham Bulls	69	1	529,105	7,668
Toledo Mud Hens	67	2	481,496	7,187
Louisville Bats	70	0	485,356	6,934
Rochester Red Wings	66	4	451,853	6,846
Scranton/WB RailRiders	65	6	414,891	6,383
Norfolk Tides	66	4	350,086	5,304
Pawtucket Red Sox	63	7	331,010	5,254
Syracuse Mets	66	4	327,478	4,962
Gwinnett Strippers	67	3	212,342	3,169

2019 INTERNATIONAL LEAGUE TEAM STATS

TEAM BATTING

TEAM	AVG.	G	AB	R	H	TB	2B	3B	HR	RBI	BB	SO	SB	CS	OBP
Rochester	.278	140	4780	790	1330	2203	299	26	174	753	455	1179	75	19	.350
Scranton/WB	.277	141	4714	786	1306	2282	296	22	212	741	496	1056	77	35	.351
Toledo	.274	140	4789	749	1314	2113	256	39	155	709	481	1234	128	48	.347
Norfolk	.271	139	4702	702	1275	2031	270	24	146	654	438	1042	67	38	.337
Charlotte	.270	139	4641	792	1255	2191	268	22	208	751	560	1189	72	34	.352
Lehigh Valley	.270	140	4722	702	1273	2063	254	28	160	665	494	1299	68	40	.344
Gwinnett	.269	139	4715	781	1269	2173	254	25	200	740	498	1265	63	30	.348
Durham	.269	139	4653	738	1250	2098	259	29	177	702	560	1193	78	39	.353
Louisville	.262	140	4688	650	1229	2027	257	26	163	609	456	1200	92	55	.333
Buffalo	.261	140	4588	688	1198	1989	243	40	156	655	481	1153	120	51	.337
Columbus	.256	140	4746	749	1217	2185	265	32	213	723	564	1392	104	39	.341
Syracuse	.255	141	4600	721	1172	1998	255	20	177	678	517	1338	123	49	.338
Indianapolis	.253	140	4624	616	1170	1898	275	27	133	567	456	1198	69	41	.327
Pawtucket	.251	140	4563	646	1146	1908	240	12	166	607	475	1186	69	46	.327

TEAM PITCHING

TEAM	W-L	ERA	G	CG	SHO	SV	IP	H	R	ER	HR	BB	SO	WP	AVG
Gwinnett	80-59	4.29	139	0	5	35	1218.0	1195	641	580	134	449	1203	62	.257
Syracuse	75-66	4.51	141	1	8	39	1209.0	1296	662	606	160	420	1060	76	.274
Columbus	81-59	4.71	140	1	7	35	1232.2	1205	689	645	198	491	1291	87	.255
Pawtucket	59-81	4.71	140	5	3	39	1190.0	1206	700	623	177	529	1061	69	.265
Durham	75-64	4.74	139	1	10	38	1205.2	1234	698	635	190	443	1329	62	.263
Indianapolis	66-74	4.82	140	1	6	43	1213.1	1214	695	650	158	528	1244	68	.262
Rochester	70-70	4.91	140	0	2	32	1195.0	1222	719	652	161	486	1285	96	.264
Louisville	59-81	4.91	140	1	7	29	1222.1	1270	741	667	157	554	1143	63	.268
Buffalo	71-69	4.93	140	1	8	33	1196.2	1194	738	655	189	529	1196	75	.257
Toledo	66-74	4.94	140	2	10	26	1217.0	1252	728	668	168	482	1267	67	.265
Scranton/WB	76-65	4.94	141	3	6	35	1204.0	1207	732	661	178	485	1319	69	.260
Lehigh Valley	66-74	5.23	140	1	3	35	1206.0	1210	790	701	179	577	1183	86	.259
Charlotte	75-64	5.37	139	2	7	41	1197.2	1383	775	715	203	454	1148	90	.291
Norfolk	60-79	5.58	139	1	9	32	1196.0	1316	802	741	188	504	1195	49	.278

TEAM FIELDING

TEAM	PCT.	TC	PO	A	E	DP	DP	PB	SB	CS
Columbus	.983	4983	3698	1200	85	103	0	17	66	45
Indianapolis	.983	4957	3640	1231	86	125	0	5	110	48
Toledo	.982	4864	3651	1127	86	113	0	7	88	35
Louisville	.982	5075	3667	1318	90	134	0	10	121	44
Pawtucket	.982	4898	3570	1240	88	128	0	19	86	52
Charlotte	.982	5005	3593	1321	91	136	0	21	82	39
Durham	.981	4846	3617	1137	92	103	0	15	65	37
Syracuse	.981	4986	3627	1263	96	136	1	15	60	44
Scranton/WB	.980	4854	3612	1147	95	99	0	10	101	43
Rochester	.979	4925	3585	1239	101	115	0	10	98	36
Norfolk	.979	4914	3588	1223	103	109	0	10	81	40
Gwinnett	.978	4998	3654	1235	109	134	1	18	48	44
Lehigh Valley	.977	4948	3618	1214	116	121	0	19	114	30
Buffalo	.976	4868	3590	1162	116	118	0	17	85	27



The Columbus Clippers celebrate their 2019 Governors' Cup championship.

2019 INTERNATIONAL LEAGUE LEADERS

BATTING

Batting Average			Games			At-Bats			Home Runs			RBI		
Cronenworth, Jake	DUR	.334	Colón, Christian	LOU	136	Mountcastle, Ryan	NOR	520	Bradley, Bobby	COL	33	Barnes, Brandon	ROC	95
Elmore, Jake	IND	.322	Mendick, Danny	CHA	133	Colón, Christian	LOU	497	Duvall, Adam	GWN	32	Duvall, Adam	GWN	93
Castillo, Ali	LHV	.316	Craig, Will	IND	131	Craig, Will	IND	494	Barnes, Brandon	ROC	30	Rosario, Willin	ROC	91
McBroom, Ryan	SWB	.315	Espinosa, Danny	SYR	129	Barnes, Brandon	ROC	478	Kivlehan, Patrick	BUF	29	Espinosa, Danny	SYR	84
Mountcastle, Ryan	NOR	.312	Canelo, Malquin	LHV	128	Mendick, Danny	CHA	477	Aquino, Aristides	LOU	28	Mountcastle, Ryan	NOR	83
LaMarre, Ryan	ROC	.311							Haase, Eric	COL	28			
Williams, Mason	NOR	.308							Jackson, Alex	GWN	28			
Wong, Kean	DUR	.307	Stolen Bases			Hits			O'Grady, Brian	LOU	28	Triples		
Johnson, Daniel	COL	.306	Robson, Jacob	TOL	25	Mountcastle, Ryan	NOR	162				Castro, Willin	TOL	8
Castro, Willi	TOL	.301	Colón, Christian	LOU	24	Colón, Christian	LOU	149				LaMarre, Ryan	ROC	8
			Woodrow, Danny	TOL	23	Castro, Willi	TOL	140	Doubles			Brito, Socrates	BUF	7
			Alford, Anthony	BUF	22	Wong, Kean	DUR	139	Wiel, Zander	ROC	40	Alcantara, Aristides	SYR	6
			Romine, Austin	LHV	21	Williams, Mason	NOR	136	Colón, Christian	LOU	37	Cameron, Daz	TOL	6
On-Base Percentage									Mountcastle, Ryan	NOR	35	Crook, Narcisco	LOU	6
Cronenworth, Jake	DUR	.429	Slugging Percentage			Extra-Base Hits			Ortega, Rafael	GWN	34	Wong, Kean	DUR	6
Lowe, Nate	DUR	.421	Duvall, Adam	GWN	.602	Wiel, Zander	ROC	69	Amburgey, Trey	SWB	31			
McBroom, Ryan	SWB	.402	McBroom, Ryan	SWB	.574	Mountcastle, Ryan	NOR	61	Elmore, Jake	IND	31	Total Bases		
Elmore, Jake	IND	.387	Bradley, Bobby	COL	.567	Barnes, Brandon	ROC	60	Mathias, Mark	COL	31	Mountcastle, Ryan	NOR	274
Demeritte, Travis	TOL	.387	Demeritte, Travis	TOL	.558	O'Grady, Brian	LOU	59				Barnes, Brandon	ROC	241
			O'Grady, Brian	LOU	.550	Ortega, Rafael	GWN	58	Runs Scored			Wiel, Zander	ROC	241
Strikeouts									McBroom, Ryan	SWB	87	McBroom, Ryan	SWB	237
Taijeron, Travis	SYR	165	Walks			OPS			Wiel, Zander	ROC	86	O'Grady, Brian	LOU	236
Wiel, Zander	ROC	158	Ockimey, Josh	PAW	82	McBroom, Ryan	SWB	.976	Ortega, Rafael	GWN	83			
Bradley, Bobby	COL	153	Lowe, Nate	DUR	72	Duvall, Adam	GWN	.966	Palka, Daniel	CHA	83			
Cameron, Daz	TOL	152	Palka, Daniel	CHA	72	Cronenworth, Jake	DUR	.949	Mountcastle, Ryan	NOR	81			
Barnes, Brandon	ROC	150	Skole, Matt	CHA	70	Demeritte, Travis	TOL	.945						
			Mendick, Danny	CHA	66	Lowe, Nate	DUR	.929						



Ryan Mountcastle paced the International League with 162 hits in 2019, becoming the first Norfolk player to lead the league in hits since Mike Cervenak in 2007.

PITCHING

ERA			Wins			Saves			Walks			Games		
Wilson, Bryse	GWN	3.42	Wright, Kyle	GWN	11	Kelley, Trevor	PAW	12	Reid-Foley, Sean	BUF	65	Kelley, Trevor	PAW	52
Despaigne, Odrisamer	CHA	3.47	Feyereisen, J.P.	SWB	10	Milner, Hoby	DUR	12	Akin, Keegan	NOR	61	Thielbar, Caleb	GWN	51
Stankiewicz, Teddy	PAW	3.85	Oswalt, Corey	SYR	10	DuRapau, Montana	IND	10	Chiang, Shao-Ching	COL	57	Milner, Hoby	DUR	50
Peoples, Michael	COL	3.98	Peoples, Michael	COL	10	Bass, Anthony	LOU	9	Mella, Keury	LOU	56	Sulser, Cole	DUR	49
Wright, Kyle	GWN	4.17	Pinto, Ricardo	DUR	10	Harvey, Joe	SWB	9	Ysla, Luis	NOR	55	Herget, Jimmy	LOU	48
Akin, Keegan	NOR	4.73	Wilson, Bryse	GWN	10	Krol, Ian	ROC	9				Schreiber, John	TOL	48
Ramírez, Erasmo	PAW	4.74				Neverauskas, Dovydas	IND	9	Games Started					
Mella, Keury	LOU	5.05	Strikeouts			Peterson, Tim	SYR	9	Gutierrez, Vladimir	LOU	27	Home Runs Allowed		
Slegers, Aaron	DUR	5.05	Akin, Keegan	NOR	131				Mella, Keury	LOU	27	Nicolino, Justin	CHA	36
Chiang, Shao-Ching	COL	5.15	Chiang, Shao-Ching	COL	128	Innings Pitched			Chiang, Shao-Ching	COL	26	Gutierrez, Vladimir	LOU	26
			Despaigne, Odrisamer	CHA	124	Peoples, Michael	COL	144.2	Akin, Keegan	NOR	24	Stankiewicz, Teddy	PAW	26
			Keller, Mitch	IND	123	Mella, Keury	LOU	142.2	Ramírez, Erasmo	PAW	24	Camarena, Daniel	SWB	22
			Peoples, Michael	COL	122	Gutierrez, Vladimir	LOU	137.0				Mella, Keury	LOU	22
WHIP						Nicolino, Justin	CHA	135.1	Holds			Slegers, Aaron	DUR	22
Wilson, Bryse	GWN	1.21	Losses			Chiang, Shao-Ching	COL	131.0	Herget, Jimmy	LOU	11	Watkins, Spenser	TOL	22
Wright, Kyle	GWN	1.26	Mella, Keury	LOU	14	Stankiewicz, Teddy	PAW	131.0	Nogosek, Stephen	SYR	10			
Peoples, Michael	COL	1.29	Gutierrez, Vladimir	LOU	11				Jackson, Zach	BUF	9			
Ramírez, Erasmo	PAW	1.34	Alexander, Tyler	TOL	10				Sulser, Cole	DUR	9			
Despaigne, Odrisamer	CHA	1.34	Shepherd, Chandler	NOR	10				Hanhold, Eric	SYR	8			
			Chiang, Shao-Ching	COL	9				Krol, Ian	ROC	8			
			Vera, Eduardo	IND	9				Milner, Hoby	DUR	8			
									Zamora, Daniel	SYR	8			

2019 NORFOLK TIDES INDIVIDUAL STATISTICS

BATTER	AVG.	G	AB	R	H	2B	3B	HR	RBI	BB	SO	SB	CS	OBP
Bannon, Rylan	.317	20	82	18	26	10	0	3	17	3	14	0	1	.344
Bostick, Christopher	.258	106	392	59	101	22	3	12	50	33	99	4	2	.323
Brugman, Jaycob	.125	3	8	1	1	0	0	1	1	0	3	0	0	.125
Cervenka, Martin	.372	12	43	3	16	3	0	0	4	5	12	0	0	.438
Clare, Chris	.500	2	2	1	1	0	0	1	2	1	1	0	0	.667
Feliz, Anderson	.207	42	135	16	28	7	0	1	14	13	47	0	1	.277
Hays, Austin	.254	59	240	43	61	16	1	10	27	11	61	6	4	.304
Mountcastle, Ryan	.312	127	520	81	162	35	1	25	83	24	130	2	1	.344
Mullins, Cedric	.205	66	268	40	55	8	2	5	24	25	51	13	4	.272
Pérez, Carlos	.125	8	24	2	3	1	0	0	0	1	4	0	0	.160
Peterson, Jace	.313	90	326	58	102	25	5	10	46	46	56	13	3	.398
Reinheimer, Jack	.246	106	342	43	84	15	2	4	31	40	77	12	4	.323
Rickard, Joey	.203	18	64	10	13	5	0	4	10	11	16	1	0	.338
Rifaela, Ademar	.236	38	127	17	30	6	3	2	11	11	34	0	0	.310
Rondon, Jose	.219	21	73	9	16	4	0	2	12	10	22	1	0	.313
Ruiz, Rio	.357	3	14	1	5	0	0	1	7	0	3	0	0	.333
Santander, Anthony	.259	48	193	30	50	15	0	5	28	13	38	3	2	.311
Sisco, Chance	.292	45	168	31	49	10	0	10	37	20	44	0	0	.388
Smith Jr, Dwight	.311	11	45	9	14	2	0	3	12	3	8	0	0	.367
Stewart, DJ	.291	63	230	42	67	19	2	12	47	38	51	5	4	.396
Sucre, Jesús	.283	50	184	20	52	15	0	0	19	12	29	0	0	.333
Trumbo, Mark	.214	12	42	5	9	3	0	4	10	6	15	0	0	.313
Vielma, Engelb	.204	37	113	13	23	7	1	0	9	14	33	0	1	.308
Vincej, Zach	.270	101	366	49	99	22	0	8	51	24	64	0	4	.317
Wilkerson, Stevie	.323	16	62	13	20	0	1	2	10	3	9	3	0	.354
Williams, Mason	.308	121	442	62	136	15	3	18	67	46	86	4	7	.371
Wynns, Austin	.264	62	197	26	52	5	0	3	25	25	35	0	0	.351
TOTALS	.271	139	4702	702	1275	270	24	146	654	438	1042	67	38	.337

PITCHER	W-L	ERA	G	GS	CG	HLD	SV	IP	H	R	ER	HR	BB	SO
Akin, Keegan	6-7	4.73	25	24	0	1	0	112.1	109	64	59	10	61	131
Araujo, Pedro	0-1	12.54	4	0	0	0	0	9.1	16	15	13	6	5	9
Blach, Ty	0-1	16.88	2	2	0	0	0	5.1	17	10	10	1	2	5
Cervenka, Hunter	1-0	2.25	9	0	0	3	0	12.0	7	4	3	0	5	18
Chleborad, Tanner	0-0	7.11	3	0	0	0	0	6.1	8	5	5	1	4	4
Eades, Ryan	0-0	0.00	2	0	0	0	0	1.2	2	0	0	0	1	1
Erwin, Tyler	0-0	19.29	1	0	0	0	0	2.1	5	5	5	1	0	1
Eshelman, Tom	2-1	4.70	7	6	0	0	0	38.1	43	21	20	6	7	28
Flaa, Jay	2-3	5.24	29	3	0	2	4	55.0	53	35	32	8	26	43
Fry, Paul	0-0	36.00	1	0	0	0	0	1.0	4	4	4	1	1	3
Gilmartin, Sean	3-3	3.95	32	3	0	2	0	66.0	54	32	29	8	23	74
González, Luis	1-4	8.69	23	1	0	1	2	29.0	43	28	28	8	11	40
Harvey, Hunter	1-1	4.32	12	0	0	6	0	16.2	13	8	8	2	5	22
Herb, Tyler	4-8	7.16	16	13	0	0	0	76.2	109	66	61	20	37	63
Hess, David	3-2	4.57	13	4	0	1	1	41.1	41	21	21	7	12	47
Jiménez, Francisco	1-0	7.71	4	0	0	0	0	11.2	14	10	10	4	5	16
Karns, Nate	0-0	81.00	1	0	0	0	0	0.1	2	3	3	1	2	0
Kline, Brandon	1-1	6.86	18	0	0	1	2	21.0	27	17	16	4	13	27
Kremer, Dean	0-2	8.84	4	4	0	0	0	19.1	30	19	19	2	4	21
Lee, Chris	3-2	5.91	18	0	0	1	2	45.2	55	35	30	8	22	46
Long, Lucas	0-2	9.53	7	1	0	1	0	11.1	19	14	12	1	4	8
Lucas, Josh	0-2	6.85	20	2	0	1	2	23.2	29	19	18	4	12	19
Muckenhirn, Zach	0-1	17.18	4	0	0	0	0	3.2	9	7	7	1	4	8
Ortiz, Luis	3-7	6.38	14	14	0	0	0	66.1	77	56	47	15	31	47
Phillips, Evan	1-2	3.86	27	0	0	2	1	39.2	35	18	17	2	17	44
Ramírez, Yefry	1-1	1.50	4	4	0	0	0	18.0	11	4	3	2	9	24
Rogers, Josh	2-6	8.51	11	11	0	0	0	55.0	86	53	52	18	10	33
Scott, Tanner	3-4	2.98	30	0	0	0	7	45.1	35	21	15	2	15	57
Scott, Tayler	0-0	0.56	13	0	0	2	6	16.0	11	1	1	0	3	21
Shepherd, Chandler	3-5	4.60	14	12	1	1	0	72.1	75	41	37	8	23	73
Straily, Dan	4-0	2.38	6	6	0	0	0	34.0	24	9	9	4	8	38
Tate, Dillon	2-0	2.00	4	0	0	0	2	9.0	7	2	2	1	1	7
Wotherspoon, Matt	5-2	5.54	33	3	0	1	1	65.0	65	41	40	10	27	67
Yacabonis, Jimmy	2-2	4.50	17	0	0	0	2	24.0	26	15	12	2	15	22
Ynoa, Gabriel	1-0	4.76	3	3	0	0	0	17.0	13	9	9	3	6	13
Ysla, Luis	3-6	6.62	22	16	0	0	0	85.2	98	68	63	14	55	82
Zimmermann, Bruce	2-3	4.89	7	7	0	0	0	38.2	44	22	21	3	18	33
TOTALS	60-79	5.58	139	139	1	26	32	1196.0	1316	802	741	188	504	1195

2019 TIDES HIGHS AND LOWS

Team Batting

Most Runs, Game	17, 8/26 @ GWN
Most Runs, Inning	10, 2nd inning, 7/20 vs. LHV
Most Hits, Game	20, 5/4 vs. CHA
Most Hits, Inning	7, 2x, last: 1st inning, 6/27 @ DUR
Fewest Hits, Game	1, 2x, last: 4/9-G2 @ CHA
Most Doubles, Game	6, 3x, last: 9/1 vs. CHA
Most Triples, Game	1, several times
Most Home Runs, Game	5, 7/25 @ ROC
Most Home Runs, Inning	2, 9x, last: 5th inning, 8/10 vs. SYR
Most At-Bats, Game	53, 5/25 @ GWN
Most Extra-Base Hits, Game	9, 6/27 @ DUR
Most Walks, Game	9, 4/26 @ LOU
Most Strikeouts, Game	15, 6/4 @ DUR
Most Stolen Bases, Game	3, 3x, last: 6/19 @ SWB
Most Caught Stealing, Game	4, 8/14 @ PAW
Most Left On Base	15, 5/25 @ GWN

Individual Batting

Most At-Bats, Game	7, 2x, last: Mullins and Bostick, 5/25 @ GWN
Most Runs, Game	4, 2x, last: Zach Vincej, 8/26 @ GWN
Most Hits, Game	4, 10x, last: Austin Wynns, 8/6 vs. IND
Most Doubles, Game	2, several times
Most Triples, Game	1, several times
Most Home Runs, Game	3, Ryan Mountcastle, 6/2 vs. LOU
Most RBI, Game	7, DJ Stewart, 5/8 vs. PAW
Most Total Bases, Game	12, Ryan Mountcastle, 6/2 vs. LOU
Most Extra-Base Hits, Game	3, 7x, last: Rylan Bannon, 8/25 @ CHA
Most Walks, Game	4, Austin Wynns, 4/26 @ LOU
Most Strikeouts, Game	4, 5x, last: Christopher Bostick, 7/12 @ DUR
Most Stolen Bases, Game	2, 3x, last: Mason Williams, 6/19 @ SWB
Most Caught Stealing, Game	1, several times
Longest Hitting Streak	16 games, Jesús Sucre, 6/12 - 7/7

Team Pitching

Fewest Hits Allowed, Game	2, 2x, last: 8/29 @ GWN
Most Strikeouts, Game	17, 5/25 @ GWN
Most Walks, Game	10, 2x, last: 7/5 @ CHA
Most Runs Allowed, Game	16, 7/23 @ ROC
Most Runs Allowed, Inning	7, 6th inning, 4/29 @ DUR
Most Hits Allowed, Game	22, 7/23 @ ROC
Most Hits Allowed, Inning	7, 3x, last: 2nd inning, 7/23 @ ROC
Most Home Runs Allowed, Game	6, 5/24 @ GWN
Most Home Runs, Inning	3, 2x, last: 2nd inning, 7/1 vs. GWN
Most Extra-Base Hits Allowed, Game	12, 7/23 @ ROC
Most Pitchers Used, Game	5, 12x, last: 8/14 @ PAW
Most Relief Innings Pitched, Game	8.2, 7/5 @ CHA
Most Relief Runs Allowed, Game	12, 7/30 vs. CHA
Most Relief Strikeouts, Game	12, 7/5 @ CHA
Most Relief Walks Issued, Game	10, 7/5 @ CHA
Most Left On Base	15, 5/25 @ GWN

Individual Pitching

Most Innings, Starter	8.0, Chandler Shepherd, 8/30 vs. CHA
Most Innings, Reliever	5.1, Herb, 7/5 @ CHA
Most Strikeouts, Starter	10, 2x, last: Tyler Herb, 7/13 @ DUR
Most Strikeouts, Reliever	7, 2x, last: Tyler Herb, 7/5 @ CHA
Most Walks, Starter	7, Keegan Akin, 8/24-G1 @ CHA
Most Walks, Reliever	4, Tanner Chleborad, 4/27 @ LOU
Most Hits Allowed, Starter	13, 3x, last: Ty Blach, 8/28 @ GWN
Most Hits Allowed, Reliever	9, Chris Lee, 5/30 vs. COL
Most ER Allowed, Starter	9, 3x, last: Josh Rogers, 5/29 vs. COL
Most ER Allowed, Reliever	8, Chris Lee, 5/30 vs. COL
Most HR Allowed, Starter	4, 2x, last: Tyler Herb, 6/18 @ SWB
Most HR Allowed, Reliever	3, 2x, last: Pedro Araújo, 7/28 @ LHV
Most Pitches, Starter	107, Luis Ysla, 5/8 vs. PAW
Most Pitches, Reliever	93, Tyler Herb, 7/5 @ CHA
Consecutive Scoreless IP	15.0, Tayler Scott, 6/29 - 9/2

Miscellaneous

Longest Winning Streak	5 games, 2x, last: 8/10 - 8/15
Longest Losing Streak	9 games, 6/18 - 6/25
Largest Margin of Victory	10 runs, 8/26 @ GWN (17-7 win)
Largest Margin of Defeat	13 runs, 7/23 @ ROC (16-3 loss)
Largest Comeback Win	7 runs, 7/19 vs. LHV (trailing 7-0, won 9-7)
Largest Lead Blown, Loss	5 runs, 2x, last: 6/20 @ SWB (led 7-2, lost 9-7)
Longest Game Time, 9 Innings	3:41, 5/4 vs. CHA
Longest Game Time, 7 Innings	2:33, 8/8-1 vs. IND
Shortest Game Time, 9 Innings	2:04, 6/29 vs. CHA
Shortest Game Time, 7 Innings	1:40, 4/20-2 vs. CHA
Longest Game Time, Extra Innings	4:12, 5/25 @ GWN (13 innings)
Longest Game, Innings	13 innings, 5/25 @ GWN

Defense

Most Errors, Tides, Game	4, 5/4 vs. CHA
Most Errors, Tides, Individual	3, Jace Peterson, 5/25 @ GWN
Most Errors, Opponent, Game	4, 2x, last: 8/28 @ GWN
Consecutive Games Without Error	11 games, 5/8 - 5/21
Consecutive Games With Error	6 games, 4/20-G2 - 4/26
Most Double Plays Turned, Team	5, 4/7 @ GWN
Most Double Plays Hit Into	3, 6x, last: 8/14 @ PAW
Most Stolen Bases Allowed	5, 8/18 @ SYR
Most Runners Caught Stealing	2, 3x, last: 6/01 vs. LOU

2019 RUNS BY INNINGS											
	1st	2nd	3rd	4th	5th	6th	7th	8th	9th	Extra	Total
OPP	97	99	78	105	101	84	68	85	64	21	802
TIDES	84	87	86	66	103	74	64	81	44	13	702

2019 TIDES PITCHING SPLITS												
	G	W	L	SV	ERA	IP	H	R	ER	HR	BB	SO
Starters	139	30	53	0	5.94	654.0	750	461	432	112	275	598
Relievers	138	30	26	32	5.13	542.0	566	341	309	76	229	597
Home	69	33	36	20	5.31	613.0	652	392	362	86	242	593
Road	70	27	43	12	5.85	583.0	664	410	379	102	262	602
April	26	10	16	4	5.40	220.0	247	151	132	32	98	209
May	27	12	15	5	5.84	242.0	267	173	157	43	104	208
June	29	10	19	6	5.15	248.0	262	154	142	46	102	258
July	27	9	18	8	7.64	231.0	294	203	196	44	108	252
August	28	17	11	9	4.08	236.0	226	113	107	21	89	247
September	2	2	0	0	3.32	19.0	20	8	7	2	3	21
TOTALS	139	60	79	32	5.58	1196.0	1316	802	741	188	504	1195

2019 TIDES CATCHING STATS								
Catcher	CS	SB	ATT	PCT	IP	ER	ERA	
Pérez, Carlos	4	3	7	57.1%	51.1	26	4.56	
Sisco, Chance	6	28	34	17.6%	297.2	176	5.32	
Sucre, Jesús	11	16	27	40.7%	300.0	229	6.87	
Wynns, Austin	17	32	49	34.7%	455.0	253	5.00	
Cervenka, Martin	2	2	4	50.0%	92.0	57	5.58	
TOTALS	40	81	121	33.1%	1196.0	741	5.58	

2019 HOME RUNS (146)									
Player	Number	Solo	2-run	3-run	GS	vs. LHP	vs. RHP	Home	Road
Bannon, Rylan	3	1		1	1	2	1		3
Brugman, Jaycob	1	1					1		1
Bostick, Christopher	12	6	6			1	11	2	10
Clare, Chris	1		1			1			1
Féliz, Anderson	1	1					1	1	
Hays, Austin	10	9	1			2	8	6	4
Mountcastle, Ryan	25	16	8	1		9	16	15	10
Mullins, Cedric	5	2	1	2		2	3	4	1
Peterson, Jace	10	7	2	1		1	9	6	4
Reinheimer, Jack	4	3	1				4	1	3
Rickard, Joey	4	2	1	1		1	3	2	2
Rifaela, Ademar	2	2					2		2
Rondón, José	2	1	1			1	1	1	1
Ruiz, Rio	1		1				1	1	
Santander, Anthony	5	2	2	1		3	2	3	2
Sisco, Chance	10	3	6	1		3	7	7	3
Smith Jr., Dwight	3	1	1	1		1	2	1	2
Stewart, DJ	12	4	5	2	1	6	6	6	6
Trumbo, Mark	4	2	2			2	2		4
Vincej, Zach	8	4	3	1			8	2	6
Wilkerson, Stevie	2		1	1		1	1	1	1
Williams, Mason	18	9	7	2		4	14	5	13
Wynns, Austin	3	2	1			2	1	1	2
TOTALS	146	78	51	15	2	42	104	65	81

2019 NORFOLK TIDES CUMULATIVE ROSTER
68 Players were on Norfolk’s roster - 64 players appeared in a game

PITCHERS (39)		INFIELDERS (13)		OUTFIELDERS (9)		CATCHERS (7)	
Akin, Keegan	Kremer, Dean	Bannon, Rylan	Brugman, Jaycob	Cervenka, Martin			
Alvarado, Cristian (DNP)	Lee, Chris	Bostick, Christopher	Hays, Austin	Levy, Stuart (DNP)			
Araújo, Pedro	Long, Lucas	Clare, Chris	Mullins, Cedric	Pérez, Carlos			
Blach, Ty	Lucas, Josh	Féliz, Anderson	Rickard, Joey	Pérez, Pedro (DNP)			
Cervenka, Hunter	Muckenhirn, Zach	Mountcastle, Ryan	Rifaela, Ademar	Sisco, Chance			
Chleborad, Tanner	Ortiz, Luis	Peterson, Jace	Santander, Anthony	Sucre, Jesús			
Eades, Ryan	Phillips, Evan	Reinheimer, Jack	Smith Jr, Dwight	Wynns, Austin			
Erwin, Tyler	Ramírez, Yefry	Rondón, José	Stewart, DJ				
Eshelman, Tom*	Rogers, Josh	Ruiz, Rio	Williams, Mason				
Flaa, Jay	Scott, Tanner	Trumbo, Mark (MLB Rehab)					
Fry, Paul	Scott, Tayler	Vielma, Engelb					
Gilmartin, Sean	Shepherd, Chandler*	Vincej, Zach					
Gonzalez, Brian (DNP)	Straily, Dan	Wilkerson, Stevie					
González, Luis	Tate, Dillon*						
Harvey, Hunter*	Wotherspoon, Matt*						
Herb, Tyler	Yacabonis, Jimmy						
Hess, David	Ynoa, Gabriel						
Jiménez, Francisco	Ysla, Luis						
Karns, Nate (MLB Rehab)	Zimmermann, Bruce						
Kline, Branden*							

Players in bold (37) appeared on both the Tides and Orioles active rosters in 2019

* Made MLB debut in 2019 (6)

2019 MISCELLANEOUS BREAKDOWN											
	HOME	AWAY	TOTAL		HOME	AWAY	TOTAL		HOME	AWAY	TOTAL
Overall Record:	33-36	27-43	60-79	Mondays:	3-4	2-2	5-6	vs. IL South	17-17	14-21	31-38
Day Games:	10-8	8-19	18-17	Tuesdays:	5-6	3-7	8-13	vs. IL North	9-10	5-13	14-23
Night Games:	23-28	19-34	42-62	Wednesdays:	1-7	5-6	6-13	vs. IL West	7-9	7-9	14-18
Series Record (W-L-Split):	8-11-3	6-13-3	14-24-6	Thursdays:	4-7	7-5	11-12	vs. NL Affiliates	12-9	9-16	21-25
Series Openers:	9-13	6-16	15-29	Fridays:	6-5	3-6	9-11	vs. AL Affiliates	21-27	17-27	38-54
Series Finales:	11-11	12-10	23-21	Saturdays:	7-4	4-9	11-13	White Jerseys:	14-19	0-0	14-19
Rubber Games:	2-3	3-1	5-4	Sundays:	7-3	3-8	10-11	Grey Jerseys:	0-0	12-13	12-13
April:	6-5	4-11	10-16	1-run games:	14-10	4-12	18-22	Orange Jerseys:	9-8	8-14	17-22
May:	5-11	7-4	12-15	2-run games:	4-2	6-6	10-8	Green Jerseys:	6-3	6-15	12-18
June:	6-8	4-11	10-19	Ahead after 7 innings:	28-3	23-4	51-7	Camouflage Jerseys:	1-2	0-0	1-2
July:	5-7	4-11	9-18	Behind after 7 innings:	4-32	1-36	5-68	Pajaritos Jerseys:	2-2	1-0	3-2
August:	9-5	8-6	17-11	Tied after 7 innings:	1-1	3-3	4-4	Tides score first:	17-10	20-16	37-26
September:	2-0	0-0	2-0	Ahead after 8 innings:	28-4	23-1	50-5	Opponents score first:	16-26	7-26	23-52
Pre-All-Star Break:	18-26	16-29	34-55	Behind after 8 innings:	2-27	0-32	2-59	Score at least 4 in game:	25-20	26-19	51-38
Post-All-Star Break:	15-10	11-14	26-24	Tied after 8 innings:	1-0	3-4	4-4	Score less than 4 in game:	8-16	1-23	9-39
vs. RH starters:	22-29	18-34	40-63	Extra-innings:	2-3	2-4	4-7	When Tides get Quality Start:	15-3	7-2	22-5
vs. LH starters:	11-7	9-9	20-16	Games decided on walk-off	5-0	0-7	5-7	Most Games Up in IL South:			--
Doubleheaders (Sweep-Swept-Split):	0-1-2	0-3-2	0-4-4	Shutouts	5-2	4-5	9-7	Most Games Back in IL South:			-24.0, 8/1

2019 NORFOLK TIDES TRANSACTIONS (238)

APRIL (28 TRANSACTIONS)

1	4/9	RHP Evan Phillips recalled to Baltimore
2	4/9	RHP Lucas Long transferred to Norfolk from Class-A Aberdeen
3	4/10	LHP Josh Rogers recalled to Baltimore
4	4/10	RHP Jay Flaa transferred to Norfolk from Double-A Bowie
5	4/11	RHP Josh Lucas has contract selected by Baltimore
6	4/11	LHP Tanner Scott recalled to Baltimore
7	4/11	OF Jaycob Brugman placed on Injured List, retro to 4/10
8	4/11	LHP Chris Lee transferred to Norfolk from Double-A Bowie
9	4/11	IF Anderson Feliz transferred to Norfolk from Double-A Bowie
10	4/14	LHP Josh Rogers activated after being optioned from Baltimore
11	4/20	C Austin Wynns activated after being optioned from Baltimore
12	4/20	C Carlos Pérez transferred to Double-A Bowie
13	4/20	RHP Nate Karns added to Norfolk roster on MLB Rehab Assignment
14	4/20	RHP Branden Kline recalled to Baltimore as 26th Man for doubleheader
15	4/21	RHP Gabriel Ynoa has contract selected by Baltimore
16	4/21	RHP Tanner Chleborad transferred to Norfolk from Double-A Bowie
17	4/22	IF Stevie Wilkerson has contract selected by Baltimore
18	4/23	RHP Branden Kline activated after being optioned from Baltimore
19	4/23	OF Cedric Mullins activated after being optioned from Baltimore
20	4/25	RHP Nate Karns has MLB Rehab Assignment transferred to Double-A Bowie
21	4/28	RHP Josh Lucas activated after being outrighted from Baltimore
22	4/28	RHP Tyler Herb transferred to Norfolk from Double-A Bowie
23	4/28	C Carlos Pérez transferred to Norfolk from Double-A Bowie
24	4/28	C Austin Wynns recalled to Baltimore
25	4/28	RHP Luis Ortiz recalled to Baltimore
26	4/28	RHP Branden Kline recalled to Baltimore
27	4/29	RHP Yefry Ramírez recalled to Baltimore
28	4/30	RHP Luis Ortiz activated after being recalled from Baltimore

MAY (35 TRANSACTIONS)

29	5/1	RHP Jimmy Yacabonis activated after being optioned from Baltimore
30	5/1	RHP Tanner Chleborad transferred to Double-A Bowie
31	5/1	OF Anthony Santander recalled to Baltimore as 26th Man
32	5/2	Jesús Sucre activated after being outrighted from Baltimore
33	5/2	LHP Tanner Scott activated after being optioned from Baltimore
34	5/2	C Carlos Pérez transferred to Double-A Bowie
35	5/3	OF Anthony Santander activated after being optioned from Baltimore
36	5/3	RHP Lucas Long transferred to Double-A Bowie
37	5/4	C Jesús Sucre placed on Temporarily Inactive List
38	5/4	C Pedro Perez activated from Injured List
39	5/7	C Jesús Sucre reinstated from Temporarily Inactive List
40	5/7	C Pedro Perez placed on Injured List
41	5/11	RHP Jimmy Yacabonis recalled to Baltimore
42	5/12	RHP Evan Phillips activated after being optioned from Baltimore
43	5/13	OF Austin Hays reinstated from Injured List and transferred to Class-A Frederick
44	5/15	RHP Evan Phillips recalled to Baltimore as the 26th Man
45	5/17	RHP Evan Phillips activated after being optioned from Baltimore
46	5/18	RHP Jimmy Yacabonis activated after being optioned from Baltimore
47	5/18	LHP Luis González placed on Injured List
48	5/20	RHP Josh Lucas has contract selected by Baltimore
49	5/21	RHP Cristian Alvarado transferred to Norfolk from Double-A Bowie
50	5/24	OF Jaycob Brugman reinstated from Injured List
51	5/24	OF Jaycob Brugman released from Norfolk contract
52	5/24	RHP Cristian Alvarado transferred to Double-A Bowie
53	5/24	RHP Francisco Jiménez transferred to Norfolk from Double-A Bowie
54	5/26	RHP Evan Phillips recalled to Baltimore
55	5/26	IF Anderson Feliz placed on Temporarily Inactive List
56	5/26	RHP Francisco Jiménez transferred to Double-A Bowie
57	5/26	OF Joey Rickard activated after being optioned from Baltimore
58	5/26	RHP Chandler Shepherd activated after being optioned from Baltimore
59	5/26	LHP Luis González reinstated from Injured List
60	5/28	OF DJ Stewart recalled to Baltimore
61	5/28	RHP Evan Phillips activated after being optioned from Baltimore
62	5/29	IF Anderson Feliz reinstated from Temporarily Inactive List
63	5/29	LHP Luis González placed on Injured List

JUNE (51 TRANSACTIONS)

64	6/3	C Chance Sisco recalled to Baltimore
65	6/3	C Stuart Levy transferred to Norfolk from Class-A Frederick
66	6/4	C Austin Wynns activated after being optioned from Baltimore
67	6/4	C Stuart Levy transferred to Class-A Frederick
68	6/4	1B/OF Mark Trumbo added to Norfolk roster on MLB Rehab Assignment
69	6/5	IF Stevie Wilkerson activated after being optioned from Baltimore
70	6/5	IF Anderson Feliz transferred to Double-A Bowie
71	6/6	IF Stevie Wilkerson recalled to Baltimore
72	6/7	IF Anderson Feliz transferred to Norfolk from Double-A Bowie
73	6/7	OF Anthony Santander recalled to Baltimore
74	6/8	OF Austin Hays transferred to Norfolk from Double-A Bowie
75	6/8	RHP Evan Phillips recalled to Baltimore
76	6/9	RHP Branden Kline activated after being optioned from Baltimore
77	6/11	RHP Branden Kline transferred to Double-A Bowie
78	6/11	RHP Tom Eshelman activated after being acquired in trade with Philadelphia
79	6/14	RHP Luis Ortiz recalled to Baltimore
80	6/14	RHP Pedro Araújo transferred to Norfolk from Double-A Bowie
81	6/14	OF Mark Trumbo ends Major League Rehab Assignment
82	6/14	LHP Luis González reinstated from Injured List
83	6/14	LHP Josh Rogers recalled to Baltimore
84	6/15	RHP Jimmy Yacabonis recalled to Baltimore
85	6/15	RHP Evan Phillips activated after being optioned from Baltimore
86	6/17	RHP Luis Ortiz optioned to Norfolk from Baltimore
87	6/17	LHP Sean Gilmartin has contract selected by Baltimore
88	6/17	OF Joey Rickard designated for assignment
89	6/18	OF Dwight Smith Jr. added to Norfolk roster on MLB Rehab Assignment
90	6/19	RHP David Hess activated after being optioned from Baltimore
91	6/20	RHP Evan Phillips recalled to Baltimore
92	6/20	OF Dwight Smith Jr. ends Major League Rehab Assignment
93	6/20	OF Ademar Rifaella transferred to Norfolk from Double-A Bowie
94	6/21	LHP Zach Muckenhirn transferred to Norfolk from Double-A Bowie
95	6/21	LHP Tanner Scott recalled to Baltimore
96	6/22	RHP Matt Wotherspoon has contract selected by Baltimore
97	6/22	RHP Francisco Jiménez transferred to Norfolk from Double-A Bowie
98	6/22	IF Engelb Vielma transferred to Norfolk from Double-A Bowie
99	6/22	OF Austin Hays placed on Injured List (Retro to 6/21)
100	6/22	RHP Evan Phillips activated after being optioned from Baltimore
101	6/24	LHP Zach Muckenhirn transferred to Double-A Bowie
102	6/24	RHP Francisco Jiménez transferred to Double-A Bowie
103	6/24	LHP Paul Fry activated after being optioned from Orioles
104	6/24	LHP Sean Gilmartin activated after being optioned from Orioles
105	6/25	LHP Sean Gilmartin designated for assignment
106	6/25	RHP Pedro Araújo transferred to Norfolk from Double-A Bowie
107	6/26	LHP Paul Fry recalled to Baltimore from Norfolk
108	6/26	RHP Dan Straily outrighted to Norfolk from Baltimore
109	6/28	RHP Matt Wotherspoon activated after being optioned from Baltimore
110	6/28	RHP Taylor Scott activated after being optioned from Baltimore
111	6/28	LHP Luis Ysla placed on Injured List
112	6/28	RHP Pedro Araújo transferred to Double-A Bowie
113	6/29	LHP Chris Lee placed on Injured List
114	6/29	RHP Hunter Harvey transferred to Norfolk from Double-A Bowie

JULY (61 TRANSACTIONS)

115	7/1	RHP Tom Eshelman has contract selected by Baltimore
116	7/1	LHP Sean Gilmartin activated after being outrighted from Baltimore
117	7/2	LHP Tanner Scott activated after being optioned from Baltimore
118	7/2	RHP Matt Wotherspoon designated for assignment
119	7/4	RHP Luis Ortiz placed on Injured List
120	7/4	IF Christopher Bostick placed on Temporarily Inactive List
121	7/4	IF Chris Clare transferred to Norfolk from Double-A Bowie
122	7/6	RHP David Hess recalled to Baltimore

123	7/6	RHP Tom Eshelman activated after being optioned from Baltimore
124	7/7	RHP Jay Flaa transferred to Double-A Bowie
125	7/7	LHP Chris Lee reinstated from Injured List
126	7/8	IF Chris Clare transferred to Double-A Bowie
127	7/11	OF DJ Stewart added to Norfolk roster on MLB Rehab Assignment
128	7/11	OF Austin Hays reinstated from Norfolk Injured List
129	7/11	IF Christopher Bostick reinstated from Temporarily Inactive List
130	7/11	RHP Josh Lucas activated after being outrighted from Baltimore
131	7/11	OF Cedric Mullins transferred to Double-A Bowie
132	7/11	LHP Chris Lee released from Norfolk contract
133	7/11	LHP Luis Gonzalez transferred to Double-A Bowie
134	7/11	RHP Matt Wotherspoon activated after being outrighted from Baltimore
135	7/13	RHP Taylor Scott recalled to Baltimore
136	7/13	LHP Luis Ysla reinstated from Injured List
137	7/14	RHP Tom Eshelman recalled to Baltimore
138	7/14	LHP Zach Muckenhirn transferred to Norfolk from Double-A Bowie
139	7/15	OF DJ Stewart ends Major League Rehab Assignment
140	7/16	RHP David Hess activated after being optioned from Baltimore
141	7/16	LHP Zach Muckenhirn transferred to Double-A Bowie
142	7/16	IF Jace Peterson granted release from his Norfolk contract
143	7/18	OF DJ Stewart activated after being optioned from Baltimore
144	7/19	C Austin Wynns recalled to Baltimore
145	7/19	IF Jace Peterson signed to Norfolk contract
146	7/19	RHP Taylor Scott activated after being optioned from Baltimore
147	7/19	IF Engelb Vielma transferred to Double-A Bowie
148	7/19	LHP Tanner Scott placed on Baltimore Taxi Squad
149	7/19	C Martin Cervenko transferred to Norfolk from Double-A Bowie
150	7/20	LHP Luis Ysla placed on Temporarily Inactive List
151	7/20	RHP Francisco Jimenez transferred to Norfolk from Double-A Bowie
152	7/21	IF Engelb Vielma transferred to Norfolk from Double-A Bowie
153	7/21	RHP Branden Kline recalled to Baltimore
154	7/22	C Martin Cervenko transferred to Double-A Bowie
155	7/23	OF Mark Trumbo joins Norfolk on MLB Rehab Assignment
156	7/23	C Austin Wynns activated after being optioned from Baltimore
157	7/25	IF Jace Peterson placed on Baltimore Taxi Squad
158	7/25	LHP Luis Ysla reinstated from Temporarily Inactive List
159	7/25	RHP Francisco Jimenez transferred to Double-A Bowie
160	7/25	RHP Branden Kline activated after being optioned from Baltimore
161	7/26	RHP Evan Phillips recalled to Baltimore from Norfolk
162	7/27	RHP Pedro Araújo transferred to Norfolk from Double-A Bowie
163	7/27	INF Rio Ruiz optioned to Norfolk and placed on Temporarily Inactive List
164	7/28	LHP Bruce Zimmermann transferred to Norfolk from Double-A Bowie
165	7/28	RHP Tyler Herb transferred to Double-A Bowie
166	7/29	RHP David Hess recalled to Baltimore
167	7/29	LHP Tanner Scott activated after being optioned from Baltimore
168	7/30	RHP Chandler Shepherd recalled to Baltimore
169	7/30	RHP Jay Flaa transferred to Norfolk from Double-A Bowie
170	7/30	LHP Tyler Erwin transferred to Norfolk from Double-A Bowie
171	7/30	IF Rio Ruiz reinstated from Temporarily Inactive List
172	7/30	IF Rio Ruiz transferred to Double-A Bowie
173	7/30	RHP Pedro Araujo transferred to Double-A Bowie
174	7/31	RHP Dan Straily traded to Philadelphia organization
175	7/31	RHP Evan Phillips activated after being optioned from Baltimore

AUGUST (63 TRANSACTIONS)

176	8/1	RHP Chandler Shepherd activated after being optioned from Baltimore
177	8/1	LHP Tyler Erwin transferred to Double-A Bowie
178	8/2	IF Rio Ruiz transferred to Norfolk from Double-A Bowie
179	8/2	C Martin Cervenko transferred to Norfolk from Double-A Bowie
180	8/2	1B Mark Trumbo ends MLB Rehab Assignment
181	8/2	C Jesús Sucre placed on Restricted List
182	8/2	IF Anderson Feliz transferred to Double-A Bowie
183	8/3	RHP Branden Kline recalled to Baltimore
184	8/3	LHP Brian Gonzalez transferred to Norfolk from Double-A Bowie
185	8/5	RHP Taylor Scott recalled to Baltimore
186	8/6	OF DJ Stewart recalled to Baltimore
187	8/6	LHP Brian Gonzalez transferred to Double-A Bowie
188	8/6	RHP Dillon Tate activated after being optioned from Baltimore
189	8/6	LHP Ty Blach activated after being optioned from Baltimore
190	8/7	LHP Hunter Cervenko signed to Norfolk contract
191	8/8	LHP Luis Ysla released from Norfolk contract
192	8/8	IF José Rondón activated after being outrighted from Baltimore
193	8/9	IF Rio Ruiz recalled to Baltimore
194	8/9	RHP Jimmy Yacabonis activated after being optioned from Baltimore
195	8/10	RHP David Hess activated after being optioned from Baltimore
196	8/10	RHP Matt Wotherspoon placed on Injured List
197	8/12	RHP Jimmy Yacabonis recalled to Baltimore as 26th Man
198	8/12	RHP Evan Phillips recalled to Baltimore
199	8/12	LHP Ty Blach recalled to Baltimore
200	8/13	RHP Chandler Shepherd recalled to Baltimore
201	8/13	IF Rylan Bannon transferred to Norfolk from Double-A Bowie
202	8/13	RHP Taylor Scott activated after being optioned from Baltimore
203	8/14	OF DJ Stewart joins Norfolk on MLB Rehab Assignment
204	8/14	RHP Evan Phillips activated after being optioned from Baltimore
205	8/14	RHP Branden Kline activated after being optioned from Baltimore
206	8/16	OF DJ Stewart ends Major League Rehab Assignment
207	8/16	RHP Ryan Eades activated after being optioned from Baltimore
208	8/16	RHP Jay Flaa transferred to Double-A Bowie
209	8/16	IF Engelb Vielma placed on Temporarily Inactive List
210	8/16	RHP Dean Kremer transferred to Norfolk from Double-A Bowie
211	8/17	RHP Matt Wotherspoon reinstated from Norfolk Injured List
212	8/17	RHP Hunter Harvey recalled to Baltimore
213	8/19	RHP Jimmy Yacabonis activated after being outrighted from Baltimore
214	8/19	RHP Chandler Shepherd activated after being optioned from Baltimore
215	8/19	C Pedro Perez reinstated from Norfolk Injured List
216	8/19	OF Dwight Smith Jr. added to Norfolk roster on MLB Rehab Assignment
217	8/19	RHP Matt Wotherspoon released from Norfolk contract
218	8/19	RHP Josh Lucas released from Norfolk contract
219	8/19	C Austin Wynns selected to Baltimore Taxi Squad
220	8/20	C Austin Wynns returned from Baltimore Taxi Squad
221	8/20	C Pedro Perez placed on Injured List
222	8/20	RHP Tom Eshelman activated after being optioned from Baltimore
223	8/20	RHP Chandler Shepherd placed on Temporarily Inactive List
224	8/23	RHP Dillon Tate recalled to Baltimore
225	8/23	OF Dwight Smith Jr. ends Major League Rehab Assignment
226	8/24	RHP Chandler Shepherd activated from Temporarily Inactive List
227	8/24	RHP Ryan Eades recalled to Baltimore
228	8/25	RHP Taylor Scott recalled to Baltimore
229	8/25	IF Engelb Vielma reinstated from Temporarily Inactive List
230	8/26	OF Dwight Smith Jr. activated after being optioned from Baltimore
231	8/27	OF Ademar Rifaella placed on Temporarily Inactive List
232	8/27	OF Mark Trumbo joins Norfolk on MLB Rehab Assignment
233	8/27	LHP Ty Blach activated after being optioned from Baltimore
234	8/31	RHP Branden Kline placed on Baltimore Taxi Squad
235	8/31	LHP Tanner Scott placed on Baltimore Taxi Squad
236	8/31	OF Dwight Smith Jr. placed on Baltimore Taxi Squad
237	8/31	OF Ademar Rifaella reinstated from Temporarily Inactive List
238	8/31	RHP Taylor Scott activated after being optioned from Baltimore

Number of Transactions per year as Orioles affiliate

2007: 121 | 2008: 117 | 2009: 103 | 2010: 153 | 2011: 152 | 2012: 226 | 2013: 172
2014: 160 | 2015: 159 | 2016: 150 | 2017: 226 | 2018: 223 | 2019: 238

2019 NORFOLK TIDES DAY-BY-DAY RESULTS

APRIL (10-16)				Batting: .247 AVG, 22 HR, 5.12 Runs Per Game			Pitching: 5.40 ERA, 4 Saves				
Date	OPP	W/L	Score	Winning P	Losing P	Save	Record	PL	GB	ATT	TOG
4/4	gwn	L	3-1	M. Foltyniewicz (1-0)	J. Rogers (0-1)	T. Burrows (1)	0-1	T-3rd	-1.0	5,179	2:09
4/5	gwn	W	6-0	G. Ynoa (1-0)	B. Wilson (0-1)		1-1	T-2nd	-1.0	2,532	2:49
4/6	gwn	L	7-0	M. Soroka (1-0)	L. Ortiz (0-1)		1-2	T-3rd	-1.0	4,298	2:13
4/7	gwn	L	4-3	T. Burrows (1-0)	L. Ysla (0-1)	J. Webb (1)	1-3	T-3rd	-2.0	2,788	2:42
4/9-1	cha	L	3-0 (7)	D. Cease (1-0)	S. Gilmartin (0-1)		1-4	--	--	--	1:52
4/9-2	cha	L	4-0 (7)	T. Vieira (1-0)	B. Kline (0-1)		1-5	4th	-4.0	5,651	1:44
4/10	cha	L	10-9	J. Minaya (1-0)	L. Gonzalez (0-1)		1-6	4th	-5.0	6,037	3:08
4/11	TOL	L	7-5 (11)	E. Paredes (1-0)	L. Long (0-1)		1-7	4th	-5.0	7,515	3:14
4/12	TOL	W	6-5	M. Wotherspoon (1-0)	C. Thielbar (0-1)		2-7	4th	-4.0	5,041	2:33
4/13	TOL	L	9-5 (10)	J. Cisnero (1-0)	L. Ysla (0-2)		2-8	4th	-4.0	3,485	3:03
4/14	TOL	W	3-0	Y. Ramirez (1-0)	K. Funkhouser (0-2)	L. Gonzalez (1)	3-8	4th	-4.0	4,239	2:22
4/15	DUR	W	10-6	M. Wotherspoon (2-0)	C. Poche (0-1)		4-8	T-3rd	-3.5	3,024	3:00
4/16	DUR	W	7-6	B. Kline (1-1)	C. Sulser (0-2)		5-8	3rd	-3.0	4,194	2:55
4/17	DUR	L	5-4	M. Franco (2-0)	L. Gonzalez (0-2)		5-9	T-3rd	-4.0	3,320	2:55
4/18	DUR	W	8-5	C. Lee (1-0)	C. Poche (0-2)	J. Flaa (1)	6-9	3rd	-4.0	5,611	2:35
4/20-1CHA	L	6-5 (7)	C. Turner (1-0)	J. Flaa (0-1)	T. Vieira (1)		6-10	--	--	--	2:23
4/20-2CHA	W	5-2 (7)	J. Rogers (1-1)	D. Roach (0-2)			7-10	T-3rd	-4.0	6,008	1:44
4/21	CHA	L	14-3	J. Guerrero (1-1)	L. Long (0-2)		7-11	T-3rd	-5.0	3,565	3:05
4/23	col	L	11-7	J. Smith (3-0)	L. Ortiz (0-2)		7-12	4th	-6.0	7,190	3:25
4/24	col	L	5-4	M. Peoples (2-0)	K. Akin (0-1)	R. Orlan (1)	7-13	4th	-7.0	6,139	2:52
4/25	col	L	4-0	A. Wojciechowski (2-0)	Y. Ramirez (1-1)		7-14	4th	-7.0	7,073	2:36
4/26	lou	W	16-14	L. Gonzalez (1-2)	I. Krol (1-2)	B. Kline (1)	8-14	4th	-7.0	5,566	3:24
4/27	lou	L	5-4 (10)	J. Stephens (2-0)	J. Flaa (0-2)		8-15	4th	-7.0	5,406	3:07
4/28	lou	W	7-1	T. Herb (1-0)	V. Gutierrez (1-2)		9-15	4th	-6.0	6,045	2:35
4/29	dur	L	10-6	M. Franco (3-0)	C. Lee (1-1)		9-16	4th	-6.0	6,579	3:13
4/30	dur	W	9-5	L. Ortiz (1-2)	A. Slegers (1-1)	Wotherspoon (1)	10-16	4th	-6.0	9,129	3:08

MAY (12-15)				Batting: .299 AVG, 34 HR, 5.9 Runs Per Game				Pitching: 5.84 ERA, 5 Saves			
Date	OPP	W/L	Score	Winning P	Losing P	Save	Record	PL	GB	ATT	TOG
5/1	dur	W	5-1	J. Rogers (2-1)	R. Merritt (1-2)	J. Yacabonis (1)	11-16	4th	-5.0	6,631	2:30
5/2	CHA	W	8-2	L. Ysla (1-2)	J. Guerrero (1-3)	C. Lee (1)	12-16	4th	-4.0	3,086	2:55
5/3	CHA	W	10-2	T. Herb (2-0)	M. Tomshaw (0-1)		13-16	4th	-3.5	5,510	2:33
5/4	CHA	W	14-13	J. Flaa (1-2)	I. Hamilton (0-2)		14-16	4th	-3.5	7,762	3:41
5/5	CHA	L	10-3	Z. Thompson (2-1)	L. Ortiz (1-3)	J. Cordero (1)	30-49	4th	-	3,268	3:11
5/7	PAW	L	5-1	T. Stankiewicz (1-1)	J. Rogers (2-2)		14-17	4th	-3.0	4,149	2:27
5/8	PAW	W	9-4	L. Ysla (2-2)	E. Ramirez (1-2)	C. Lee (2)	15-17	4th	-3.0	3,555	2:48
5/9	PAW	L	9-6 (10)	M. Gorst (1-1)	T. Scott (0-1)	J. Mejia (6)	15-18	4th	-4.0	6,778	3:20
5/10	BUF	W	4-1	K. Akin (1-1)	S. Reid-Foley (0-2)	J. Flaa (2)	16-18	4th	-4.0	5,284	2:13
5/12	BUF	L	8-5 (7)	R. Feierabend (2-0)	L. Ortiz (1-3)		16-19	4th	-4.5	2,790	2:09
5/14	tol	W	6-4	C. Lee (2-1)	E. Jimenez (1-0)		17-19	4th	-4.5	4,252	2:39
5/15	tol	W	12-3	T. Herb (3-0)	T. Alexander (1-4)		18-19	4th	-4.0	10,100	2:47
5/16	tol	W	6-0	K. Akin (2-1)	M. Hall (2-2)		19-19	4th	-4.0	10,500	2:38
5/17	ind	L	6-5	E. Vera (2-3)	J. Lucas (0-1)	Neverauskas (4)	19-20	4th	-5.0	8,745	2:28
5/18	ind	L	7-1	R. Davis (1-3)	J. Rogers (2-3)	J. Brentz (2)	19-21	4th	-6.0	10,234	2:34
5/19	ind	W	8-4	C. Lee (3-1)	S. Keselica (0-2)		20-21	4th	-5.0	5,048	2:46
5/21	DUR	L	4-3	J. Faria (4-1)	T. Herb (3-1)	A. Kittredge (3)	20-22	4th	-5.5	3,435	3:06
5/22	DUR	L	8-4	R. Pinto (2-0)	K. Akin (2-2)		20-23	4th	-6.5	3,795	3:08
5/23	DUR	L	9-5	M. Franco (4-0)	L. Ortiz (1-4)		20-24	4th	-7.5	4,092	3:04
5/24	gwn	L	13-7	S. Carle (2-0)	J. Rogers (2-4)		20-25	4th	-7.5	4,226	2:37
5/25	gwn	W	10-8 (13)	T. Scott (1-1)	J. De Paula (1-2)		21-25	4th	-7.5	4,704	4:12
5/26	gwn	L	9-6	B. Wilson (3-4)	T. Herb (3-2)	J. Aro (1)	21-26	4th	-7.5	2,463	2:34
5/27	gwn	W	9-7	K. Akin (3-2)	K. Allard (4-3)	T. Scott (1)	22-26	4th	-7.5	2,207	3:23
5/28	COL	L	9-2	N. Ramirez (1-0)	L. Ortiz (1-5)	A. Angulo (1)	22-27	4th	-8.5	3,144	2:52
5/29	COL	L	11-4	A. Plutko (1-2)	J. Rogers (2-5)		22-28	4th	-8.5	6,537	3:06
5/30	COL	L	12-5	A. Wojciechowski (5-1)	L. Ysla (2-3)		22-29	4th	-8.5	4,756	2:55
5/31	LOU	L	4-0	K. Mella (4-4)	T. Herb (3-3)		22-30	4th	-8.5	6,081	2:28

JUNE (10-19)				Batting: .252 AVG, 34 HR, 4.2 Runs Per Game			Pitching: 5.15 ERA, 6 Saves				
Date	OPP	W/L	Score	Winning P	Losing P	Save	Record	PL	GB	ATT	TOG
6/1	LOU	W	8-7	J. Yacabonis (1-0)	J. Herget (0-3)		23-30	4th	-8.0	8,069	2:55
6/2	LOU	W	11-5	L. Ortiz (2-5)	E. Stout (0-1)	J. Flaa (3)	24-30	4th	-8.0	5,148	2:38
6/3	dur	L	4-3	J. Rogers (2-6)	L. Santos (1-0)	A. Kittredge (5)	24-31	4th	-9.0	3,654	2:28
6/4	dur	L	7-6 (10)	H. Milner (2-2)	J. Yacabonis (1-1)		24-32	4th	-9.0	4,371	3:31
6/5	dur	W	7-2	T. Herb (4-3)	A. Reyes (3-2)		25-32	4th	-8.0	8,029	2:46
6/6	col	W	11-6	T. Scott (2-1)	M. Whitehouse (1-1)		26-32	4th	-8.0	8,381	3:10
6/7	col	L	5-1	S. Chiang (4-4)	L. Ortiz (2-6)		26-33	4th	-8.0	8,807	2:17
6/8	col	L	3-2 (10)	J. Hoyt (1-0)	J. Yacabonis (1-2)		26-34	4th	-8.5	10,110	2:59
6/9	col	L	8-3	A. Wojciechowski (6-2)	L. Ysla (2-4)		26-35	4th	-10.0	9,128	3:05
6/11	SWB	L	4-1	D. Hutchison (5-4)	C. Shepherd (0-6)	J. Feyereisen (4)	26-36	4th	-11.0	4,731	2:46
6/12	SWB	L	7-6	D. Coulombe (1-0)	T. Herb (4-4)	J. Harvey (4)	26-37	4th	-12.0	3,137	3:08
6/13	SWB	W	4-3	T. Eshelman (2-1)	B. Koerner (3-1)	J. Yacabonis (2)	27-37	4th	-12.0	5,114	2:50
6/14	TOL	L	7-2	D. VerHagen (2-2)	M. Wotherspoon (2-1)		27-38	4th	-13.0	6,434	2:25
6/15	TOL	L	11-4	C. Thielbar (2-1)	L. Ysla (2-5)		27-39	4th	-14.0	8,516	2:52
6/16	TOL	W	1-0	T. Scott (3-1)	E. Jimenez (1-2)	E. Phillips (1)	28-39	4th	-13.0	6,822	2:28
6/18	swb	L	8-4	R. Delgado (1-2)	T. Herb (4-5)	K. Ort (2)	28-40	4th	-13.5	10,000	2:48
6/19	swb	L	7-6 (10)	D. Sosebee (1-0)	C. Lee (3-2)		28-41	4th	-15.0	6,689	2:53
6/20	swb	L	9-7	J. Feyereisen (6-0)	D. Hess (0-1)		28-42	4th	-16.0	5,036	3:05
6/21-1	buf	L	2-1 (7)	C. Copping (2-1)	J. Flaa (1-3)		28-43	--	--	10,522	1:57
6/21-2	buf	L	1-0 (7)	T. Rice (1-0)	Z. Muckenhirn (0-1)		28-44	4th	-17.5	--	2:03
6/22	buf	L	3-0	T. Zeuch (1-0)	L. Gonzalez (1-3)	J. Shafer (6)	28-45	4th	-17.5	9,191	2:31
6/23	buf	L	8-1	W. Snead (2-1)	T. Herb (4-6)		28-46	4th	-17.5	9,016	2:40
6/24	GWN	L	13-4	P. Weigel (1-1)	T. Eshelman (2-2)		28-47	4th	-18.5	7,528	3:12
6/25	GWN	L	8-4	J. Aro (3-0)	P. Araujo (0-1)		28-48	4th	-19.5	4,097	2:57
6/26	dur	W	6-5	D. Hess (1-1)	L. Santos (1-1)	J. Flaa (4)	29-48	4th	-18.5	5,473	2:51
6/27	dur	W	7-6	L. Ysla (3-5)	R. Pinto (4-3)	L. Gonzalez (2)	30-48	4th	-17.5	8,539	2:50
6/28	CHA	L	4-3	J. Nicolino (6-3)	E. Phillips (0-1)		30-50	4th	-19.0	5,811	2:14
6/29	CHA	W	2-0	D. Strailly (1-0)	K. Kubat (1-1)	D. Hess (1)	31-50	4th	-18.0	9,013	2:04
6/30	CHA	W	6-1	K. Akin (4-2)	H. Santiago (3-2)		32-50	4th	-17.0	3,751	2:42

JULY (9-18)				Batting: .270 AVG, 31 HR, 4.9 Runs Per Game			Pitching: 7.64 ERA, 8 Saves				
Date	OPP	W/L	Score	Winning P	Losing P	Save	Record	PL	GB	ATT	TOG
7/1	GWN	L	8-1	W. Parsons (2-1)	M. Wotherspoon (2-2)		32-51	4th	-17.0	3,213	2:40
7/2	GWN	W	3-2	L. Ortiz (3-7)	H. Ynoa (1-2)	Tan. Scott (2)	33-51	4th	-17.0	3,831	2:28
7/3	GWN	L	8-2	K. Wright (6-4)	C. Shepherd (0-7)		33-52	4th	-18.0	7,678	2:58
7/4	cha	L	3-2	T. Vieira (4-2)	Tan. Scott (3-2)		33-53	4th	-19.0	10,848	2:50
7/5	cha	L	7-6	J. Cordero (3-1)	L. Gonzalez (1-4)		33-54	--	--	9,943	3:23
7/6	cha	W	8-4 (7)	J. Flaa (2-3)	C. Fulmer (1-1)		34-54	4th	-18.5	8,018	2:16
7/7	cha	L	7-5	T. Vieira (5-2)	E. Phillips (0-2)	J. Cordero (4)	34-55	4th	-18.5	6,442	3:05
7/11	dur	L	6-4	C. Sulser (5-3)	S. Gilmartin (0-2)	H. Milner (4)	34-56	4th	-19.5	9,445	2:40
7/12	dur	W	10-9	M. Wotherspoon (3-2)	L. Santos (3-2)	Tan. Scott (3)	35-56	4th	-18.5	8,956	3:26
7/13	dur	L	11-6	A. Slegers (4-4)	H. Harvey (0-1)		35-57	4th	-19.5	10,167	3:02
7/14	dur	L	8-4	J. De Leon (1-1)	L. Ysla (3-6)		35-58	4th	-20.5	7,645	3:11
7/15	ROC	L	11-4	D. Smeltzer (1-2)	K. Akin (4-3)		35-59	4th	-20.5	3,558	2:56
7/16	ROC	W	6-3	D. Straily (2-0)	C. Allen (0-1)	Tan. Scott (4)	36-59	4th	-20.5	4,186	2:42
7/17	ROC	L	5-4	L. Thorpe (5-4)	C. Shepherd (0-8)	I. Krol (7)	36-60	4th	-21.5	3,785	3:08
7/18	ROC	L	9-4	C. Torres (4-1)	T. Herb (4-7)		36-61	4th	-21.5	5,589	3:33
7/19	LHV	W	9-7	S. Gilmartin (1-2)	J. Taveras (1-2)	Tay. Scott (1)	37-61	4th	-21.5	5,162	2:44
7/20	LHV	W	12-11	F. Jiménez (1-0)	D. Jones (0-1)	J. Lucas (1)	38-61	4th	-20.5	6,578	3:20
7/21	LHV	W	4-3	D. Straily (3-0)	E. De Los Santos (4-5)	Tay. Scott (2)	39-61	4th	-20.0	3,656	2:18
7/23	roc	L	16-3	R. Dobnak (2-1)	T. Herb (4-8)		39-62	4th	-20.0	9,355	2:59
7/24	roc	L	10-5	D. Hutchison (7-6)	C. Shepherd (0-9)		39-63	4th	-21.0	6,787	2:44
7/25	roc	W	9-7	S. Gilmartin (2-2)	G. Moya (1-3)	J. Lucas (2)	40-63	4th	-21.0	8,341	3:03
7/26	lhv	L	11-2	E. De Los Santos (5-5)	K. Akin (4-4)		40-64	4th	-22.0	10,100	2:59
7/27	lhv	W	4-1	D. Straily (4-0)	J. Hammer (1-1)	Tay. Scott (3)	41-64	4th	-21.0	10,100	2:55
7/28	lhv	L	11-3	R. Rosso (1-1)	B. Zimmermann (0-1)		41-65	4th	-22.0	9,065	2:59
7/29	CHA	L	6-5	Z. Thompson (5-1)	Tan. Scott (3-3)	T. Vieira (8)	41-66	4th	-22.0	3,551	2:50
7/30	CHA	L	15-5	K. Kubat (3-1)	S. Gilmartin (2-3)		41-67	4th	-23.0	6,116	3:23
7/31	gwn	L	4-1	K. Wright (9-4)	K. Akin (4-5)	T. Burrows (6)	41-68	4th	-24.0	1,293	2:39

AUGUST (17-11)				Batting: .279 AVG, 25 HR, 5.0 Runs Per Game			Pitching: 4.08 ERA, 9 Saves				
Date	OPP	W/L	Score	Winning P	Losing P	Save	Record	PL	GB	ATT	TOG
8/1	gwn	W	4-0	C. Shepherd (1-9)	T. Toussaint (1-2)	Tan. Scott (5)	42-68	4th	-23.0	1,407	2:31
8/2	DUR	W	7-6 (10)	E. Phillips (1-2)	V. Nuno III (1-1)		43-68	4th	-23.0	5,533	3:32
8/3	DUR	W	3-2	M. Wotherspoon (4-2)	P. Fairbanks (0-1)	Tay. Scott (4)	44-68	4th	-22.0	7,563	2:50
8/6	IND	W	8-1	H. Harvey (1-1)	S. Keselica (1-6)		45-68	4th	-21.0	3,702	3:24
8/8-1	IND	W	3-2 (7)	M. Wotherspoon (5-2)	D. Neverauskas (3-2)	D. Tate (1)	46-68	4th	-21.0	4,377	2:33
8/8-2	IND	L	3-2 (7)	J. Brentz (1-0)	C. Shepherd (1-10)	M. DuRapau (9)	46-69	4th	-21.0	4,377	1:55
8/9	SYR	L	4-2	H. Gonzalez (2-0)	B. Zimmermann (0-2)	D. Zamora (4)	46-70	4th	-22.0	7,312	2:51
8/10	SYR	W	8-6	D. Hess (2-1)	B. Pounders (2-3)	Tan. Scott (6)	47-70	4th	-21.0	9,130	2:42
8/11	SYR	W	3-0	K. Akin (5-5)	W. Lockett (2-3)	D. Tate (2)	48-70	4th	-21.0	5,282	2:16
8/13	paw	W	2-0	S. Gilmartin (3-3)	T. Stankiewicz (5-7)	Tan. Scott (7)	49-70	4th	-21.0	3,074	2:25
8/14	paw	W	5-4 (10)	H. Cervenka (1-0)	T. Kelley (5-4)	Tay. Scott (5)	50-70	4th	-20.5	5,161	3:16
8/15	paw	W	8-2	D. Tate (1-0)	J. Smith (5-3)		51-70	4th	-19.5	7,592	2:44
8/17-1	sy	L	7-1 (7)	H. Gonzalez (3-0)	D. Kremer (0-1)		51-71	-	-	-	1:51
8/17-2	sy	L	4-2 (7)	M. Blackham (2-0)	J. Lucas (0-2)	S. Nogosek (1)	51-72	4th	-21.0	4,474	2:13
8/18	sy	L	9-5	E. Santana (3-3)	K. Akin (5-6)		51-73	4th	-21.0	5,115	2:44
8/19	GWN	W	6-5	D. Tate (2-0)	J. Walker (1-1)	Tay. Scott (6)	52-73	4th	-20.0	7,238	2:40
8/20	GWN	W	5-1	B. Zimmermann (1-2)	T. Toussaint (1-4)		53-73	4th	-19.0	4,590	2:39
8/21	GWN	L	6-2	B. Wilson (9-7)	D. Hess (2-2)		53-74	4th	-20.0	4,517	2:54
8/22	GWN	L	8-7	A. Minter (2-1)	Tan. Scott (3-4)	C. Sobotka (2)	53-75	4th	-21.0	6,027	3:07
8/24-1	cha	L	5-3 (7)	M. Tomshaw (4-1)	K. Akin (5-7)	J. Minaya (6)	53-76	-	-	-	1:56
8/24-2	cha	W	8-2 (7)	C. Shepherd (2-10)	K. Kubat (5-2)		54-76	4th	-21.0	10,451	1:54
8/25	cha	W	8-1	B. Zimmermann (2-2)	J. Nicolino (8-7)		55-76	4th	-21.0	8,224	2:46
8/26	gwn	W	17-7	D. Hess (3-2)	T. Toussaint (1-5)		56-76	4th	-20.0	1,465	3:34
8/27	gwn	L	8-2	B. Wilson (10-7)	D. Kremer (0-2)		56-77	4th	-21.0	1,894	2:26
8/28	gwn	L	14-8	P. Pfeifer (1-0)	T. Blach (0-1)		56-78	4th	-22.0	2,001	2:59
8/29	gwn	W	8-1	K. Akin (6-7)	T. Davidson (1-1)		57-78	4th	-21.0	4,001	3:01
8/30	CHA	w	2-0	C. Shepherd (3-10)	M. Tomshaw (4-2)	B. Kline (2)	58-78	4th	-20.0	7,054	2:35
8/31	CHA	L	5-2	O. Despaigue (8-6)	B. Zimmermann (2-3)	J. Ruiz (7)	58-79	4th	-21.0	8,250	2:55

SEPTEMBER (2-0)					Batting: .355 AVG, 0 HR, 9.0 Runs Per Game			Pitching: 3.32 ERA, 0 Saves			
Date	OPP	W/L	Score	Winning P	Losing P	Save	Record	PL	GB	ATT	TOG
9/1	CHA	W	11-2	T. Eshelman (3-2)	K. Kubat (5-3)		59-79	4th	-20.0	8,696	2:45
9/2	CHA	W	7-6 (10)	J. Yacabonis (2-2)	J. Minaya (4-3)		60-79	4th	-20.0	5,177	3:29

POSTPONEMENTS/SUSPENSIONS/CANCELLATIONS (10)	
Date	Notes
4/8 @ CHA	Game postponed due to inclement weather - made up as part of DH on 4/9 @ Charlotte
4/19 vs. CHA	Game postponed due to inclement weather - made up as part of DH on 4/20 at Harbor Park
5/4 vs CHA	Game was suspended in the fifth inning and resumed as part of a DH on 6/28 at Harbor Park
5/11 vs. BUF	Game postponed due to inclement weather - made up as part of DH on 5/12 at Harbor Park
5/12-2 vs. BUF	Game postponed due to inclement weather - made up as part of DH on 6/21 @ Buffalo
7/5 @ CHA	Game was suspended in the first inning and resumed as part of a DH on 7/6 @ Charlotte
8/4 vs. DUR	Game cancelled due to rain in bottom of second inning. Will not be made up
8/7 vs. IND	Game postponed due to inclement weather - made up as part of a DH on 8/8 at Harbor Park
8/16 @ SYR	Game postponed due to inclement weather - made up as part of a DH on 8/17 @ Syracuse
8/23 @ CHA	Game postponed due to inclement weather - made up as part of DH on 8/24 @ Charlotte

WALK-OFF VICTORIES (5)		
Date	Score	Notes
4/16 vs. DUR	7-6 (9)	Anthony Santander RBI single with two outs
5/4 vs. CHA	14-13 (9)	Zach Vincej RBI single with two outs
6/1 vs. LOU	8-7 (9)	Ryan Mountcastle solo home run with one out
8/2 vs. DUR	7-6 (10)	Rio Ruiz RBI single with one out
9/2 vs. CHA	7-6 (10)	Jack Reinheimer RBI single with one out

A photograph of baseball player Justin Turner in a Norfolk Tides uniform. He is wearing a black jersey with "Norfolk" in red script, white pants, a blue helmet with a "T", and white gloves with orange accents. He is holding a black catcher's mask in his right hand. The background is a blurred baseball field with a blue outfield fence.

JUSTIN TURNER



TIDES HISTORY

TIDES HISTORY

The city of Norfolk had been without pro baseball since the Tars of the Piedmont League folded on July 13, 1955. The Portsmouth Merrimacs finished that season, but the league folded after the year.

A South Atlantic League exhibition game was held in Portsmouth at Lawrence Stadium and was followed by a study by Joe Ryan and Marshall Fox (who became the first General Manager of the Tides) to bring baseball back to the area. A Tidewater franchise in the South Atlantic League was granted in 1961 to businessman William McDonald of Miami, FL.

The name “Tides” was selected in a contest conducted by The Virginian-Pilot. Mariners was the name of choice, but editor Robert Mason liked the sound and alliteration of Tidewater Tides.

The team operated in the South Atlantic League for two years, the first as an independent, and the second with a Cardinals working agreement. Granny Hamner, the former Phillie Whiz Kid, was the first manager.

In 1963, the Sally League decided against continuing in Virginia because of travel requirements and the prospect of losing baseball again loomed. However, Dave Rosenfield, Assistant GM in 1962, led a local group to gain admittance to the Carolina League in tandem with a Peninsula franchise.

The Tides operated in the Carolina League for six years under Tidewater Professional Sports, Inc., which was led by the late Richard J. Davis, a former Lieutenant Governor of Virginia.

In 1969, the New York Mets moved their Triple-A International League franchise from Jacksonville, FL to Tidewater. T.P.S. Inc. continued to run the team, but it was owned by the Mets. That first year in Triple-A was played in Portsmouth’s Lawrence Stadium and the Tides went on to win the pennant under manager Clyde McCullough. At the same time, the Mets helped the City of Norfolk finance the construction of 6,200 seat Met Park.

The Tidewater Tides enjoyed unparalleled success in the 70s and 80s, as Tidewater won Governors’ Cup championships in 1972, ’75, ’82, ’83 and ’85. During that time, the Tides competed in the first and last Fall Classic of Minor League Champions, the last Junior World Series, and they won the first Triple-A World Series in 1983 - a fall classic that was not played again until 1998.

The Tides captured the 1982 Governors’ Cup, beating Columbus and Rochester en route to the title. The team’s playoff run was bolstered by a young outfielder named Darryl Strawberry, who also opened the 1983 season with the Tides before being promoted to New York, where he would embark on an All-Star career. The 1983 Tides were skipped by Davey Johnson, who led the Tides to the Governors’ Cup Title before going on to manage the Mets in 1984.

The success in Tidewater translated to the major leagues as well. When the New York Mets won the World Series over the Boston Red Sox in 1986, they did so with a team that consisted of 14 former Tides, a list that included stars like Dwight Gooden, Darryl Strawberry, Kevin Mitchell, Mookie Wilson, Wally Backman, Ron Darling and Lenny Dykstra, among others. Former Tides skipper Davey Johnson managed that squad to their first World Series title since 1969.

The Tides continued their strong performances in the late 80s, as Mike Cubbage’s 1987 team won the International League pennant by virtue of having the best record. Several team records were set during that 1987 campaign, and the Tides advanced to the IL Finals only to be upset by the Pawtucket Red Sox. The Tides advanced to the IL Finals in 1988, but fell in four games to the Rochester Red Wings.

The Tides franchise saw many changes during the early 1990s, as the Mets agreed to sell the franchise to a group led by businessman Ken Young in 1992. That year ground was also broken on a new state-of-the-art facility in downtown Norfolk. The club dropped the Tidewater name in favor of Norfolk to give the team a national geographic presence. Also, the City of Norfolk was quite instrumental in keeping the team in the area by getting the new stadium financed and built.

Harbor Park was opened on April 14, 1993, as the Tides beat the Ottawa Lynx 2-0 in front of a capacity crowd of 12,113. The Tides set a franchise record for attendance in 1993 when 542,040 fans bought tickets to a game at Harbor Park. General Manager Dave Rosenfield won his 4th IL Executive of the Year Award and the team won its first John H. Johnson President’s Trophy from the National Association of Professional Baseball Leagues. This award is emblematic of the “complete” baseball franchise. It is based on the club’s history, commitment to the community, and success financially and at the box office.

In 1994, the Tides won the Triple-A Bob Freitas Award from *Baseball America*, and the club once again set an attendance record with 557,586 fans. The Tides established another new attendance record in 1995, as 586,317 fans watched the Tides advance to the International League postseason for the first time since 1988.

The 1995 season was Harbor Park’s first foray into postseason play as the Tides tied the franchise record with 86 wins, a mark last accomplished in 1975. The Tides were selected by *Baseball America* as its “Team Of The Year” as more than a dozen players graduated to the Major League level during the year. Norfolk swept the IL postseason awards, as Jason Isringhausen was named Rookie of the Year and Pitcher of the Year, Butch Huskey was named IL MVP, and Toby Harrah was named IL Manager of the Year. The Tides beat Richmond in the IL Semifinals, but fell to Ottawa in six games in the IL Championship series.

1996 saw a return to postseason play, and also the return of a manager. Bobby Valentine returned to skipper the Tides, becoming the first manager to serve a second tour of duty at the helm of the Tides. Valentine’s return did not last the full season, however, as he was promoted to New York to replace Dallas Green as the Mets manager on August 26th, taking longtime pitching coach Bob Apodaca with him. The Tides went on to drop the IL Semifinals to Columbus.

Harbor Park played host to some large concerts near the turn of the century, as Leann Rimes (1996), Tim McGraw (1997), Willie Nelson (2009), John Mellencamp (2009) and Bob Dylan (2009) all played the venue.

The Tides hosted the 11th Annual Triple-A All-Star Classic in 1998 to rave reviews in front of a national television and radio audience. Outfielder Benny Agbayani made the All-Star Game a memorable one, as he and his wife were married at home plate prior to that night’s contest. Manager Rick Dempsey and his

team finished the season with a 70-72 record as they finished 2nd in the South Division of the expanded IL, behind newcomer Durham.

Former player John Gibbons returned to manage the Tides in 1999, as he led the Tides to a 77-63 mark. Gibbons skippered the Tides in both 2000 and 2001, and he led the club to the IL postseason in 2001 after posting an 86-57 mark. The 2001 squad won the division by 12 games, but a series of September callups decimated the squad as Norfolk fell in the first round of the playoffs to Louisville.

The Tides suffered back-to-back losing campaigns in 2002 and 2003, but the 2003 campaign featured New York’s top prospect in shortstop Jose Reyes. The youngster dazzled in his brief time with the Tides, swiping 26 bases before his promotion in June. Later during that 2003 season, the Tides set numerous attendance records when fans flocked to Harbor Park to get a glimpse of future Hall of Famer Mike Piazza in a rehab assignment. Piazza homered once during his five-game stint with the Tides.

The 2004 season was highlighted by the promotion of Chesapeake native David Wright to the Tides in mid-June. Wright hit .298 with 8 home runs and 17 RBI in just 31 games with Norfolk before being promoted to New York in July. Wright would go on to become a seven-time All-Star with the Mets, helping New York to the postseason in 2006 and 2015.

The Tides returned to the playoffs in 2005, as manager Ken Oberkfell helped the Tides win the IL South by a record 14.0 games. Pitcher Jason Scobie earned the starting nod at the Triple-A All-Star game and eventually tied a Tides franchise record with 15 wins, while Brian Daubach powered Norfolk’s offense throughout the season. The Tides fell to eventual league champion Toledo in five games in the IL semis.

Norfolk struggled to a 57-84 mark in 2006, using a season-ending five-game winning streak to avoid posting the worst record in franchise history. 26 different Tides appeared in the major leagues, including John Maine and Oliver Perez, who both pitched tremendously for the parent New York Mets during the postseason. 2006 turned out to be the 38th and final year for the Tides as the Mets Triple-A affiliate, as Norfolk partnered with the Baltimore Orioles after the season concluded.

The 2007 season got off to a great start, as the Baltimore Orioles defeated the Washington Nationals in a Major League spring training game in front of a sellout crowd at Harbor Park. During the regular season, Mike Cervenak became the first Tides player to lead the league in hits in 11 years.

On October 28, 2008, Democratic presidential nominee Barack Obama campaigned before a crowd of over 20,000 at Harbor Park. One week later, he was named the 44th president of the United States.

The 2009 Tides found themselves with the top record in all of minor league baseball (34-15) when play began on June 1, but that success was limited once the club lost several players to Baltimore, including Nolan Reimold, Matt Wieters, Brad Bergesen, and David Hernandez. Strong pitching performances by youngsters Chris Tillman and Jake Arrieta, as well as a solid offensive season from infielder Justin Turner helped Norfolk end the year with a 71-71 record.

The 2010 season saw a midseason managerial change, as Bobby Dickerson replaced Gary Allenson on June 4 after Allenson was promoted to the Baltimore Orioles coaching staff. The season was highlighted by a nine-inning no-hitter from 22-year-old Chris Tillman, who tossed the gem on April 28 at Gwinnett.

Norfolk returned to its winning ways in 2012, as new manager Ron Johnson navigated a staggering amount of roster moves to guide the Tides to a 74-70 record - Norfolk’s first winning season as an Orioles affiliate. The Tides set an IL record by using 75 different players, and Baltimore advanced to the postseason for the first time since 1997.

The 2013 Tides nearly returned to the postseason, as Norfolk took a one-game lead in the Wild Card standings into the final day of the season, only to see Rochester pull even with a last day win. Norfolk and Rochester each finished with identical 77-67 records, but the Red Wings advanced to the playoffs due to winning the season series. Norfolk closer Jairo Asencio led the league with 28 saves and was named to the postseason All-Star team.

2014 was Ron Johnson’s third year at the helm of the Tides, and Norfolk finished in third place in the IL South. Twenty one different players played for both the Tides and Orioles, as Baltimore won the American League East Division for the first time since the 1997 campaign. The O’s defeated the Detroit Tigers in the ALDS before falling to the Kansas City Royals in the American League Championship Series.

Norfolk returned to the postseason in 2015 by finishing 78-66 atop the difficult IL South - the first division in league history to have each of its teams finish above the .500 mark. Ron Johnson was named IL Manager of the Year, while closer Oliver Drake and outfielder Dariel Álvarez were both named to the postseason All-Star Team. Norfolk lost a five-game series to eventual IL Champions Columbus in the semifinals.

The Tides missed the postseason in 2016, but several former Tides were instrumental in helping the Orioles advance to the AL Wild Card Game - Baltimore’s third playoff appearance over a five-year span.

2017 kicked off with an Exhibition Game between the Tides and Orioles, the fifth time the O’s had played in Norfolk since 2007. In the 25th season of baseball at Harbor Park, Norfolk finished with a 66-76 record. Veteran slugger Pedro Álvarez was named to the postseason All-Star team after ranking among league leaders in home runs (5th, 26) and RBI (2nd, 89).

In 2018, the Tides were in the thick of a playoff chase all season long, but a late-season skid dropped Norfolk to 69-71. The Tides saw 33 different players appear with Norfolk and Baltimore, with 13 players making their Major League debuts with the Orioles.

The 2019 Tides were led by Ryan Mountcastle, Norfolk’s first league MVP since 1997. Mountcastle hit .312 with 25 home runs and 83 RBI, leading the league in hits and total bases. LHP Keegan Akin paced the circuit with 131 strikeouts and led qualifying pitchers in average against.

The 2020 season was cancelled due to the COVID-19 pandemic. Unfortunately, the Tides did not play a game for the first time since 1960.

TRIPLE-A YEAR-BY-YEAR RECORDS

YEAR	TOTAL	HOME	ROAD	PCT.	POS	GB-A	MANAGER
1969*	76-59	35-32	41-27	.563	1	+1.5	Clyde McCullough
1970*	74-66	42-28	32-38	.529	4	-10.0	Chuck Hiller
1971*	79-61	46-24	33-37	.564	2	-7.0	Hank Bauer
1972*\$	78-65	40-30	38-35	.545	3	-2.5	Hank Bauer
1973*	75-70	44-30	31-40	.517	2-National	-10.0	John Antonelli
1974	57-82	31-35	26-47	.410	4-Southern	-28.5	John Antonelli
1975*\$	86-55	50-21	36-34	.610	1	+1.0	Joe Frazier
1976	60-78	34-35	26-43	.435	7	-28.0	Tom Burgess
1977*	73-67	41-30	32-37	.521	3	-7.0	Frank Verdi
1978	69-71	38-33	31-38	.493	5	-16.0	Frank Verdi
1979*	73-67	37-32	36-35	.521	4	-12.5	Frank Verdi
1980	67-72	31-39	36-33	.482	6	-15.5	Frank Verdi
1981*	70-68	35-34	35-34	.507	3	-17.5	Jack Aker
1982*\$	74-63	35-32	39-31	.540	3	-7.0	Jack Aker
1983*\$	71-68	33-35	38-33	.511	4	-11.5	Davey Johnson
1984	71-69	39-31	32-38	.507	5	-11.5	Bob Schaefer
1985*\$	75-64	38-31	37-33	.540	T3	-3.5	Bob Schaefer
1986*	74-66	41-29	33-37	.529	4	-6.0	Sam Perlozzo
1987*	81-59	43-24	38-35	.579	1	+4.0	Mike Cubbage
1988*	77-64	46-25	31-39	.546	1-East	+11.0	Mike Cubbage
1989	77-69	41-32	36-37	.527	2-West	-4.0	Mike Cubbage
1990	79-67	40-31	39-36	.541	2-West	-8.0	Steve Swisher
1991	77-65	43-27	34-38	.542	2-West	-7.0	Steve Swisher
1992	56-86	31-34	25-52	.394	4-West	-38.0	Clint Hurdle
1993	70-71	36-34	34-37	.496	4-West	-16.0	Clint Hurdle
1994	67-75	31-39	36-36	.472	4-West	-13.5	Bobby Valentine
1995*	86-56	45-26	41-30	.606	1-West	+10.5	Toby Harrah
1996*	82-59	42-28	40-31	.582	2-West	-2.5	Valentine/Benedict
1997	75-67	32-36	43-31	.528	3-West	-4.0	Rick Dempsey
1998	70-72	31-40	39-32	.493	2-South	-9.0	Rick Dempsey
1999	77-63	39-29	38-34	.550	3-South	-4.5	John Gibbons
2000	65-79	33-39	32-40	.451	3-South	-16.5	John Gibbons
2001*	85-57	47-25	38-32	.599	1-South	12.0	John Gibbons
2002	70-73	41-31	29-42	.490	3-South	-9.5	Bobby Floyd
2003	67-76	34-37	33-39	.468	3-South	-7.5	Bobby Floyd
2004	72-72	37-38	35-34	.500	3-South	-8.5	John Stearns
2005*	79-65	44-28	35-37	.549	1-South	+14.0	Ken Oberkfell
2006	57-84	32-38	25-46	.404	3-South	-22.0	Tijerina/Oberkfell
2007	69-74	36-35	33-39	.483	3-South	-11.0	Gary Allenson
2008	64-78	34-38	30-40	.451	2-South	-9.0	Gary Allenson
2009	71-71	37-33	34-38	.500	3-South	-11.0	Gary Allenson
2010	67-77	39-33	28-44	.465	T3-South	-21.5	Allenson/Dickerson
2011	56-87	33-38	23-49	.392	4-South	-24.5	Gary Allenson
2012	74-70	44-30	30-40	.514	2-South	-9.0	Ron Johnson
2013	77-67	40-32	37-35	.575	2-South	-10.0	Ron Johnson
2014	65-79	37-35	28-44	.451	3-South	-10.0	Ron Johnson
2015*	78-66	38-34	40-32	.542	1-South	+1.0	Ron Johnson
2016	62-82	33-39	29-43	.431	4-South	-3.5	Ron Johnson
2017	66-76	34-37	32-39	.465	3-South	-20.0	Ron Johnson
2018	69-71	36-34	33-37	.493	3-South	-10.5	Ron Johnson
2019	60-79	33-36	27-43	.432	4-South	-20.0	Gary Kendall
2020	No season (COVID-19 pandemic)						
TOTALS	3649-3567	1932-1659	1717-1890	.506			

* - Made IL Playoffs \$ - Won Governors Cup

TIDES AFFILIATIONS SINCE 1961

YEAR	LEAGUE	AFFILIATION	RECORD
1961	South Atlantic (A)	Independent	66-72 (.478)
1962	South Atlantic (A)	St. Louis Cardinals	55-85 (.393)
1963	Carolina (A)	Independent	65-79 (.451)
1964-65	Carolina (A)	Chicago White Sox	151-131 (.535)
1966-68	Carolina (A)	Philadelphia Phillies	208-209 (.499)
1969-2006	International (AAA)	New York Mets	2771-2590 (.517)
2007-2019	International (AAA)	Baltimore Orioles	878-977 (.473)
2021-	Triple-A East (AAA)	Baltimore Orioles	0-0 (---)

TIDES RECORDS AT HOME BALLPARKS SINCE 1969

BALLPARK	YEARS	RECORD	WINNING PCT.
Frank D. Lawrence Stadium	1969	35-32	.522
Metropolitan Memorial Park	1970-1992	899-702	.562
Harbor Park	1993-	998-922	.521

TRIPLE-A PLAYOFF RESULTS

YEAR	ROUND	RESULT
1969	IL Semifinals	Lost to Columbus (3-1)
1970	IL Semifinals	Lost to Syracuse (3-0)
1971	IL Semifinals	Defeated Charleston (3-0)
1971	IL Finals	Lost to Rochester (3-2)
1972	IL Semifinals	Defeated Charleston (2-1)
1972	IL FINALS	DEFEATED LOUISVILLE (3-2)
1972	Fall Classic	Lost to Caribbean All-Stars
1973	IL Semifinals	Lost to Pawtucket (3-2)
1975	IL Semifinals	Defeated Charleston (3-0)
1975	IL FINALS	DEFEATED SYRACUSE (3-1)
1975	Junior World Series	Lost to Evansville (4-1)
1977	IL Semifinals	Lost to Charleston (3-1)
1979	IL Semifinals	Lost to Columbus (3-1)
1981	IL Semifinals	Lost to Richmond (3-2)
1982	IL Semifinals	Defeated Columbus (3-0)
1982	IL FINALS	DEFEATED ROCHESTER (3-0)
1983	IL Semifinals	Defeated Columbus (3-2)
1983	IL FINALS	DEFEATED RICHMOND (3-1)
1983	Triple-A World Series	Won three-team tournament
1985	IL Semifinals	Defeated Maine (3-2)
1985	IL FINALS	DEFEATED COLUMBUS (3-1)
1986	IL Semifinals	Lost to Richmond (3-0)
1987	IL Semifinals	Defeated Pawtucket (3-1)
1987	IL Finals	Lost to Columbus (3-0)
1988	IL Finals	Lost to Rochester (3-1)
1995	IL West Playoff	Defeated Richmond (3-2)
1995	IL Finals	Lost to Ottawa (3-1)
1996	IL West Playoff	Lost to Columbus (3-0)
2001	IL Semifinals	Lost to Louisville (3-2)
2005	IL Semifinals	Lost to Toledo (3-2)
2015	IL Semifinals	Lost to Columbus (3-2)



The 1983 Tides finished 71-68 under manager Davey Johnson before going on to win the Governors' Cup Championship. The team featured future big leaguers Darryl Strawberry, Wally Backman, Jose Oquendo, Ron Darling, Walt Terrell, Ron Gardenhire, Clint Hurdle and Terry Leach.



The 2015 Tides won the International League South after going 78-66. All four teams in the division finished with a record over .500 that season, the first time it had happened in league history.

-A-	Bannister, Brian (05-06)	Brach, Brad (14)	Castillo, Juan (94)	Cummings, Charlie (74)
Abbott, Kurt (00)	Bannon, Rylan (19)	Bradley, Jed (17)	Cedeno, Domingo (00)	Curry, Mike (01-02)
Abner, Shawn (95)	Barfield, Josh (12)	Bradley, Scott (92)	Cepicky, Matt (07)	-D-
Abreu, Miguel (10-11)	Bark, Brian (96)	Bragg, Darren (01)	Cerda, Jaime (01-03)	Daly, Mark (81)
Accardo, Jeremy (11)	Barker, Brandon (17)	Brant, Marshall (78-79)	Cerros, Juan (01-02)	Dancy, Bill (76)
Acevedo, Juan (95-97)	Barnes, Lute (71-74)	Brazell, Craig (03-05)	Cervenak, Mike (07)	Darden, Tony (98-99)
Acosta, Domingo (04)	Baron, Jim (00)	Brea, Lesli (00)	Cervenka, Hunter (19)	Darensbourg, Vic (04)
Adams, David (14)	Barry, Jeff (95)	Bridwell, Parker (16-17)	Červenka, Martin (19)	Darling, Ron (82-83)
Adams, Mike (06)	Bartlett, Bob (75)	Brittan, Corey (01)	Chalas, Miguel (14)	Dascenzo, Doug (94)
Adams, Ryan (11-12)	Barton, Shawn (88-90)	Britton, Buck (10, 12-14)	Chamberlain, Wes (97)	Daubach, Brian (95-96, 05)
Additon, Nick (14, 16)	Basak, Chris (02-06)	Britton, Phillip (10)	Chancey, Bailey (98)	David, Andre (87-88)
Agbayani, Benny (96-99, 01)	Bascom, Timothy (10, 12)	Britton, Zach (10-13, 18)	Chapman, Kelvin (79-80, 82-85)	Davies, Zach (15)
Aguilera, Rick (85, 87-88)	Bates, Fletcher (02)	Broгна, Rico (94)	Chavez, Endy (12)	Davis, Ben (08)
Ahearne, Pat (96)	Bauer, John (72)	Brooks, Hubie (79-80)	Chenard, Ken (05)	Davis, Blake (09-12)
Akin, Keegan (19)	Bautista, Jose (99)	Brooks, Jerry (99)	Cherry, Rocky (08)	Davis, Jay (94-95)
Aikens, Willie (86)	Beane, Billy (85)	Bross, Terry (91)	Chevalier, Virgil (02-03)	Davis, Kane (02)
Albers, Matt (09)	Bearnarth, Larry (69-70)	Brown, Curt (69-71)	Chiasson, Scott (08-09)	Davis, Mike (82, 85-86)
Alderson, Tim (13-14)	Beato, Pedro (15-16)	Brown, Jarvis (95)	Chilcott, Steve (70)	Davis, Ted (81)
Aldridge, Cory (06)	Beatty, Blaine (89, 91)	Brown, Kevin (89-90)	Childress, Rocky (90)	De Jesus Jr., Ivan (14)
Alfonzo, Edgardo (01, 06)	Beaulac, Eric (12)	Brown, Leon (76)	Chimelis, Joel (96)	De La Cruz, Kelvin (14)
Alicea, Edwin (95)	Beck, Rich (69)	Brown, Randy (72)	Chleborad, Tanner (19)	De La Rosa, Dane (15)
Allen, Neil (78)	Beckham, Tim (18)	Brown, Tony (89)	Choice, Michael (17)	de San Miguel, Allan (12)
Allen, Ray (70)	Beer, Scott (12)	Brown, Travis (07, 08)	Christensen, John (83-85)	DeButch, Mike (89-90)
Allen, Ron (70-71)	Belfiore, Mike (13, 15)	Bruce, Mo (00)	Christensen, McKay (02)	Decker, Steve (98)
Allensworth, Jermaine (99)	Bell, Heath (02-06, 14)	Brugman, Jaycob (18-19)	Christian, Justin (09)	DeJohn, Mark (75-77)
Allison, Tom (92-93)	Bell, Josh (10-12)	Bruhert, Mike (74, 76-79)	Christopherson, Eric (98)	Del Orbe, Lazaro (72)
Almanzar, Michael (14-16)	Bell, Mike (98-99)	Brunette, Justin (01-02)	Cinnella, Doug (91-92)	Delaney, Rob (13)
Almonte, Edwin (03)	Bell, Rob (07)	Bryant, Bobby (79)	Cintron, Alex (08)	Delcarmen, Manny (13)
Alvarez, Dariel (14-16)	Beltran, Francis (07)	Buccheri, James (99)	Cipot, Ed (78-80)	Delgado, Wilson (04)
Alvarez, Gerardo (07)	Beltran, Rigo (98-99)	Buchanan, Bob (87)	Clare, Chris (19)	Delli Carri, Joe (92-93)
Álvarez, Pedro (17-18)	Beltre, Sergio (81-82)	Buckner, Jim (79)	Clarey, Doug (77)	Denehy, Bill (70)
Anderson, Bud (85)	Bennett, Gary (01)	Bukovich, Ryan (08)	Clark, Russell (79)	DePastino, Joe (02-03)
Anderson, Craig (07, 08)	Bennett, Ryan (01)	Bullard, Jason (96)	Clark, Zach (08-10, 12-13)	Despaigne, Odrisamer (16)
Anderson, Dwain (74)	Benton, Butch (77, 79-80)	Bullinger, Matt (83)	Clements, Zac (06)	Detienne, David (04)
Anderson, Jason (03)	Berenguer, Juan (78, 80)	Bullock, Eric (93)	Clendenin, Morgan (07)	Dewey, Mark (91-92)
Anderson, Rick (80-86)	Berenyi, Bruce (85-86)	Bundy, Bobby (16-17)	Clevenger, Steve (13-15)	Deza, Fredy (08-09)
Andino, Robert (10, 12, 17)	Bergesen, Brad (09-12)	Burke, Greg (12)	Clontz, Brad (98)	Diaz, Alex (90, 97)
Andrews, Fred (78)	Berken, Jason (09, 11-12)	Burnett, Alex (13)	Coello, Robert (14)	Diaz, Cesar (95)
Andrews, John (77)	Bernard, Dwight (75-79)	Burnitz, Jeromy (92-94)	Cole, Joey (02, 04)	Diaz, Chico (71)
Angle, Matt (10-11)	Berry, Quintin (14)	Burns, Tom (86)	Coleman, Choo Choo (69)	Diaz, Jumbo (11)
Anicich, Mike (82)	Berry, Tim (17)	Burres, Brian (07, 08)	Collazo, Willie (06)	Diaz, Mario (90)
Antonelli, Matt (12)	Betemit, Wilson (13)	Burton, Jim (78)	Collins, Kevin (69)	Diaz, Victor (04-06, 09)
Apodaca, Bob (73, 79)	Bettendorf, Jeff (84-85)	Buschmann, Matt (15)	Collins, Mike (04)	Dickerson, Chris (13, 17)
Aquino, Greg (08)	Bevis, P.J. (03-04)	Butterfield, Chris (94)	Colon, Dennis (98)	DiFelice, Mike (05-06)
Aquino, Jayson (16-18)	Bibby, Jim (69, 71)	Byard, David (04)	Colyer, Steve (05)	Diggie, Ron (75-76)
Araiza, Armando (17-18)	Bierbrodt, Nick (11)	Bynum, Freddie (08)	Concepcion, Ambiorix (09)	DiLauro, Jack (69)
Araújo, Pedro (19)	Biercievicz, Greg (82-83)	Byrd, Paul (95-96)	Cone, David (87)	Dillman, Bill (72)
Arrieta, Jake (09-10, 12-13)	Bieser, Steve (97)	-C-	Conley, Virgil (88)	Dina, Allen (01)
Arroyo, Luis (98)	Bilardello, Dann (93)	Cabral, Cesar (15-16)	Connors, Billy (69)	DiStasi, Ernie (74)
Arteaga, J.D. (00)	Birkbeck, Mike (92, 95)	Cabrera, Everth (15)	Contreras, Joaquin (88-90)	Dixon, Tom (80-82)
Asencio, Jairo (13)	Birkins, Kurt (07)	Cabrera, Fernando (07-08)	Contreras, Nardi (75)	Dobie, Reggie (87-88)
Asher, Alec (17)	Bischoff, Matt (12-14)	Cabrera, Jolbert (09)	Cook, Mike (94)	Donachie, Adam (10-11)
Ashford, Tucker (83)	Bishop, Mike (83)	Calloway, Ron (05)	Corcoran, Tim (86)	Donnels, Chris (91-92)
Atkins, Mitch (11)	Bittiger, Jeff (83-85)	Cameron, Mike (05)	Cordero, Wil (05)	Dorn, Chris (92)
Aubrey, Michael (09, 10)	Blach, Ty (19)	Cammack, Eric (99-00, 02-03)	Corey, Mark (00-02)	Dorta, Melvin (09)
Aucoin, Derek (98)	Bleier, Richard (17)	Camy, Don (69-70)	Cormier, Lance (08)	Dosch, Drew (17-18)
Auerbach, Rick (77)	Blocker, Terry (83-87)	Cann, Stu (69)	Cornejo, Mardi (73, 77-78)	Dotel, Octavio (98-99)
Ausano, Joe (96)	Bobb, Randy (70-71)	Canzano, Tony (69-71)	Cornelius, Reid (95)	Dougherty, Jim (97)
Avery, Xavier (12-13, 16)	Bochy, Bruce (81-82)	Canzler, Russ (13)	Cortright, Garrett (16)	Douma, Todd (92)
Ayala, Benny (74-76)	Bogar, Tim (90-92, 94)	Capra, Buzz (71-73)	Costanzo, Mike (08-09)	Dowell, Ken (88-90)
Aybar, Manny (05)	Bohanon, Brian (97)	Cardona, Javier (04)	Cotton, Billy (72-73)	Doyle, Terry (15-16)
Azuaje, Jesus (95, 97-98)	Boisclair, Bruce (73-75)	Carey, Todd (98)	Coulter, Chip (72)	Doyne, Cory (07, 08)
-B-	Boitano, Danny (81)	Carmichael, Al (86)	Craig, Rodney (85)	Dozier, D.J. (91-92)
Bacani, David (04)	Boka, Ben (95)	Caronia, Anthony (15)	Cram, Jerry (73-75)	Drake, Oliver (11, 15-16)
Backman, Wally (80-81, 83)	Bonilla, Bobby (99)	Carpenter, Bubba (01)	Crawford, Joe (95-97)	Drese, Ryan (11)
Bacsik, Mike (02-03)	Booker, Zach (09, 11-14)	Carr, Chuck (90-91)	Crespo, Cesar (07)	Drummond, Tim (88-89)
Baez, Kevin (91-93, 99-01)	Borbon, Julio (14-15)	Carreon, Mark (85-89)	Crichton, Stefan (17)	Dubois, Jason (07)
Bailey, Mark (89)	Bostick, Christopher (19)	Carroll, Cody (18)	Croswell, Bobby (73-74)	Duensing, Brian (16)
Baldwin, Billy (76-77)	Bottalico, Ricky (04)	Carter, Gary (89)	Croushore, Rick (01)	Duff, David (82)
Baldwin, James (04)	Boucher, Sebastien (07, 08)	Carthel, Billy (71)	Cruz, Jacob (06)	Dugan, Jim (69)
Baldwin, Reggie (80)	Bourn, Michael (17)	Casilla, Alexi (14)	Cruz, Ruben (77)	Duncan, Jeff (03-05)
Baldwin, Rick (76-77)	Bournigal, Rafael (00)	Castellanos, Alex (17)	Cubbage, Mike (82)	Dunn, Todd (00)
Bale, John (02-03)	Bowden, Michael (15)	Castiglione, Bob (70-71)	Cuervo, Ed (81)	Dwyer, Jim (76)
Ballard, Mike (11)	Bowers, Brent (98)	Castillo, Alberto B. (08-11)	Cuevas, Angelo (87-88, 90)	Dye, Scott (81-83)
Banks, Willie (00)	Bozied, Tagg (06)	Castillo, Alberto T. (95-98, 07)	Cullen, Ryan (06)	Dyer, Duffy (69)

Dykhoff, Radhames (00)	Frisella, Danny (69-70)	Grose, Jeff (76-77)	Holman, Scott (79-80, 82, 84)	-K-
Dykstra, Lenny (85)	Fritz, Larry (72-73)	Gross, Kip (90)	Hough, Stan (79)	Kaiser, Jeff (93)
Dziadkowiec, Andy (92)	Frobel, Doug (86)	Guerra, Mark (98-00)	House, J.R. (07)	Karns, Nate (19)
-E-	Fry, Paul (17-19)	Guilmet, Preston (14)	Housie, Wayne (93)	Kashiwada, Takashi (97)
Eades, Ryan (19)	Fuller, Mark (95)	Gunderson, Eric (93-94)	Howard, Chris (96)	Kasperek, Kenn (15)
Edens, Tom (86-89)	Fultz, Bill (85-86)	Gunkel, Joe (16)	Howard, David (01)	Kazmarek, George (72-74)
Edgin, Josh (18)	Fyhrie, Mike (96, 98)	Gurka, Jason (14, 18)	Howard, Jim (75)	Keisler, Randy (04, 08)
Edmondson, Brian (97)	-G-	Guzman, Freddy (09)	Howard, Mike (81-83)	Kelley, Dean (92)
Eenhoorn, Robert (98)	Gabino, Armando (10-11)	Gwosdz, Doug (86)	Howard, Tim (93)	Kelley, Tom (76)
Egan, Pat (10-12)	Gaff, Brent (81-85)	-H-	Howell, Patrick (92, 94)	Kelly, Kenny (03)
Eldridge, Rashad (06)	Gallagher, Bob (75)	Hahn, Don (72-73)	Hubele, Ryan (07)	Kelly, Michael (18)
Elster, Kevin (87)	Gallagher, Dave (92)	Hale, David (16)	Huber, Justin (04)	Kelly, Ty (12)
Engbers, Don (70)	Gallardo, Yovani (16)	Hall, Bill (12)	Huckle, Will (69)	Kennedy, Jim (72)
Engle, Tom (95)	Gamboa, Eddie (12-15, 18)	Hallums, Tom (74)	Hudson, Charlie (71)	Keppel, Bobby (04-05)
Erbe, Brandon (10)	Garcia, Anderson (06)	Halter, Shane (99)	Hudson, Jesse (70)	Keppinger, Jeff (04-06)
Erickson, Scott (04)	Garcia, Danny (03-04)	Haltiwanger, Garrick (99)	Hudson, Kyle (11)	Kester, Tim (07)
Erwin, Tyler (19)	Garcia, Freddy (13)	Halton, Sean (15)	Huffman, Phil (84)	Kidder, Jim (76)
Escalona, Edgmer (14)	Garcia, Luis (05)	Hamilton, Darryl (00)	Hughes, Keith (90)	Kiefer, Steve (90)
Escat, Gene (15)	Garcia, Omar (94-95)	Hammell, Al (94)	Hughes, Rhyne (09-11)	King, Jason (92)
Escobar, Alex (01)	Garcia, Yunir (06)	Hammock, Robby (09)	Hundley, Todd (91, 98)	Kinkade, Mike (98-99)
Eshelman, Tom (19)	Gardenhire, Ron (81, 83, 85-86)	Hammon, Randy (76)	Hunter, Bert (92-93)	Kipper, Bob (94)
Eshelman, Vaughn (01)	Gardiner, Mike (96)	Hampton, Ike (73-74)	Hunter, Scott (98-99, 01)	Kipper, Jordan (17)
Espinosa, Nino (75-76)	Gardner, Jeff (88-91)	Hamulack, Tim (05)	Hunter, Tommy (12)	Kirby, Wayne (74)
Espinosa, Ramon (97)	Gardner, Wes (84-85)	Haney, Todd (98-99)	Huntzinger, Brock (14)	Kirby, Wayne E. (98)
Esposito, Ken (72-73)	Garrett, Wayne (71)	Hansen, Jed (00, 05)	Hurdle, Clint (83-84, 87)	Kissane, Dennis (68)
Estrada, Frankie (71)	Gaspar, Rod (70)	Hansen, Terrel (91-92)	Hurst, Jonathan (94)	Klenda, Dave (76)
Estrella, Leo (01)	Gathright, Joey (09, 10)	Hardtke, Jason (95-97)	Huskey, Butch (94-95, 98)	Kleven, Jay (75-77)
Etheridge, Bobby (72)	Gausman, Kevin (13-16)	Hardy, J.J. (11, 17)	-I-	Kline, Branden (19)
Eufemia, Frank (92)	Geisler, Phil (97)	Hare, Shawn (94)	Iglesias, Roberto (63)	Kline, Doug (91-92)
Eveland, Dana (12, 15)	Gelatt, David (87)	Harnisch, Pete (97)	Innis, Jeff (87-90)	Kmak, Joe (94)
Everett, Carl (95)	Gentry, Craig (17)	Harris, Brendan (11)	Iorg, Lee (77)	Knott, Jon (07)
Exposito, Luis (12-13)	George, Chris (09-12)	Harris, Buddy (73)	Iriki, Yusaku (06)	Knotts, Gary (08)
Eyre, Willie (11-12)	Giavotella, Johnny (17)	Harris, Gene (98)	Ishii, Kazuhisa (05)	Kobel, Kevin (78)
Ezell, Glenn (69)	Gibbons, John (84-87)	Harris, Greg (80-81)	Ishikawa, Travis (13)	Komiyama, Satoru (02)
-F-	Gibson, Bob (87)	Hart, Bo (07)	Isringhausen, Jason (95, 97, 99)	Koo, Dae-Sung (05)
Fahey, Brandon (07-08)	Gibson, Derrik (15)	Hart, Donnie (17, 18)	-J-	Koonce, Don (71)
Fajardo, Daniel (17)	Gibson, Paul (92-93)	Harts, Greg (74)	Jackson, Conor (13)	Kranepool, Ed (70)
Faulkner, Andrew (17-18)	Gil, Benji (05)	Harvey, Hunter (19)	Jackson, Edwin (17)	Kremer, Dean (19)
Felice, Jason (87)	Gil, Jose (13)	Haselrig, Bill (81)	Jackson, Roy Lee (77-80)	Krynzel, Dave (09)
Feliciano, Pedro (02-04, 06)	Gilbert, Shawn (96-98)	Hausman, Tom (78-79, 82)	Jacobs, Frank (95)	Kurpiel, Ed (77-78)
Feliz, Anderson (18-19)	Giles, Brian (81-82, 84)	Hayden, Alan (88-89)	Jacobs, Mike (04)	-L-
Fernandez, Osvaldo (98)	Gilmartin, Sean (18-19)	Hays, Austin (19)	Jacome, Jason (94-95)	Lake, Junior (15)
Fernandez, Sid (84-85, 91)	Ginter, Matt (04)	Hearn, Ed (85-86)	Jaime, Angel (97)	Lamb, David (00)
Ferreira, Tony (86)	Givens, Brian (87, 90)	Heidemann, Jack (76)	Jakubauskas, Chris (11)	Lambert, Chris (09)
Ferrer, Sergio (78-80)	Glass, John (72-74)	Heil, Chuck (76)	Janish, Paul (15-17)	Lambin, Chase (05-06)
Fiegel, Todd (94)	Glavine, Mike (03-04)	Heilman, Aaron (02-04)	Jaster, Scott (87)	Lancelotti, Rick (85)
Figga, Mike (01)	Gleason, Sean (11-12)	Heintz, Chris (08)	Jefferies, Gregg (88)	Landrum, Ced (93)
Figueroa, Daniel (10)	Glynn, Ed (79, 84, 86-87, 90)	Heise, Bobby (69)	Jefferson, Stan (86)	Landry, Todd (98)
Figueroa, Luis (01-02)	Gonzalez, Denny (90)	Held, Dan (00)	Jelic, Chris (90)	Lane, Rick (78)
Figueroa, Paco (10)	Gonzalez, Dicky (99, 01-02)	Henderson, Ryan (98-99)	Jimenez, Alex (91)	Langbehn, Gregg, (93-94)
Filer, Tom (92-93)	Gonzalez, Javier (91-92, 94)	Hendley, Bob (69)	Jimenez, Francisco (18-19)	Lantigua, Manny (76-77)
Fiorentino, Jeff (08, 09)	Gonzalez, Geremi (06)	Hendrickson, Mark (11, 13)	Jimenez, Ubaldo (14)	Lara, Crucito (90)
Fitzgerald, Joey (71)	Gonzalez, Lariel (00)	Hennigan, Phil (73-74)	Johnson, Bob (69)	Larson, Toby (96)
Fitzgerald, Mike (81-83)	González, Luis (18-19)	Henriquez, Oscar (99-01)	Johnson, Chris (17)	Latham, Bill (84-85, 87)
Flaa, Jay (19)	Gonzalez, Michael (10)	Henson, Tyler (11)	Johnson, Dan (13)	Latham, Chris (02)
Flaherty, Ryan (12-13, 15-16)	Gonzalez, Miguel (12, 14)	Herb, Tyler (19)	Johnson, Jim (07-08, 10)	LaVigne, Tim (03, 05-06)
Fleetham, Ben (99)	Gonzalez, Raul (03-04)	Hernandez, Anderson (05-06)	Johnson, Mark (00-02)	Lawton, Marcus (88-89)
Flodin, Lloyd (69)	Gooden, Dwight (87, 94)	Hernandez, Carlos (01-02)	Johnson, Russ (03)	Laxton, Bill (75)
Flora, Kevin (96)	Gorinski, Bob (79)	Hernandez, David (09)	Johnson, Steve (11-15, 17)	Lazorko, Jack (93)
Florence, Don (95)	Gorman, Tom (82-84)	Hernandez, Luis (07, 08)	Jones, Bobby J. (93, 99-00)	Leach, Terry (81-86)
Flores, Gil (78, 80-84)	Gorzelanny, Tom (16)	Hernandez, Manny (89-91)	Jones, Bobby M. (00-02)	Leary, Tim (81, 83-84)
Foli, Tim (70)	Gosger, Jim (69, 72-74)	Hernandez, Michel (10-11)	Jones, Chris A. (13-15)	Ledee, Ricky (06)
Folkers, Rich (70-71)	Gotay, Ruben (06)	Hertz, Steve (69)	Jones, Chris C. (95)	Ledesma, Aaron (94-95)
Ford, Lew (12-13)	Gozzo, Mauro (93-94)	Hess, David (18-19)	Jones, Geary (88)	Lee, Chris (17-19)
Fordyce, Brook (93-94)	Graham, Greg (94-95)	Hester, John (11-12)	Jones, Ross (84-85)	Lee, David (05)
Fortunato, Bartolome (04, 06)	Graves, Danny (05)	Hietpas, Joe (05-06)	Jordan, Ricardo (97)	Lee, Derek (95)
Foster, Leo (75-77)	Graves, Kenny (90)	Hill, Jeremy (05)	Jorgensen, Mike (69, 71)	Lee, Mark (96)
Foster, Roy (69)	Green, Nick (11)	Hill, Rich (09)	Joseph, Caleb (12, 14, 16, 18)	Leicester, Jon (07, 08)
Fowler, Zach (12)	Green, Steve (07)	Hillman, Eric (91-94)	Joseph, Corban (16)	Leiper, Tim (91)
Fox, Jake (11)	Greene, Charlie (95, 97)	Hinchliffe, Brett (01)	Joseph, Jake (02-04)	Lerud, Steven (10)
Franco, John (03)	Greer, Kenny (94)	Hinckley, Mike (10)	Julius, Jacob (11)	Levis, Jesse (04)
Franco, Matt (96-98, 00-01)	Greif, Bill (78)	Hodges, Ron (75)	Junge, Eric (05)	Levy, Stuart (18)
Freiling, Howie (90)	Griffiths, Jeremy (03-04)	Hoes, L.J. (12-13, 16)	Juran, Tim (74-75)	Lewis, Richie (99-01)
Freitas, David (14-15)	Grifol, Pedro (99)	Hoey, Jim (07)	Jurjens, Jair (13)	Liddell, Dave (89-90)
Frey, Steve (88)	Grimes, Matthew (18)	Hoffmann, Jamie (12)		Liddi, Alex (13)

Lidle, Cory (97)	Martinez, Luis (93)	Monell Jr., Johnny (14)	Ortiz, Luis (18-19)	Poe, Rick (82)
Lima, Jose (06)	Martinez, Luis M. (13)	Monell Sr., Johnny (87, 90)	Orton, John (95)	Pomeranz, Stu (12)
Lindeman, Jim (94)	Martinez, Ozzie (16)	Montane, Ivan (01)	Ostrosser, Brian (72-74)	Pontes, Dan (99)
Link, Jon (12)	Martinez, Pablo (94)	Montanez, Lou (07, 09-10)	Osuna, Al (95)	Pratt, Todd (97-98)
Linton, Doug (94, 01)	Martinez, Pedro, A. (96)	Montero, Jesús (17)	Otero, Ricky (95)	Presley, Alex (18)
Lira, Felipe (02)	Martinez, Sandy (06)	Montgomery, Ray (01)	Otis, Amos (69)	Pressley, Josh (03)
Little, Mark (02)	Martinez, Teddy (70-71)	Moore, Brad (91-92)	Ownbey, Rick (82-83)	Prewitt, Larry (79)
Livingston, Bobby (09)	Martis, Shairon (17)	Moore, Kelvin (83)	-P-	Pride, Curtis (00)
Livingstone, Scott (99)	Mata, Frank (10)	Moore, Michael (97)	Pacella, John (77-79)	Pridie, Jason (13)
Liz, Radhames (08-09)	Matlack, Jon (69-71)	Moore, Scott (08-10)	Pachot, John (04-05)	Probst, Alan (00-01)
Lobstein, Kyle (16)	Matsui, Kazuo (06)	Moore, Tommy (70, 72-74)	Padilla, Juan (05)	Proctor, Scott (13)
Locke, Ronnie (69)	Matthews, Mike (05)	Mora, Melvin (98-00)	Pagan, Angel (04-05)	Puig, Rich (74-75)
Lockwood, Rick (87)	Matusz, Brian (11-12)	Morales, Eric (98)	Palacios, Vicente (99)	Puleo, Charlie (81)
Lockwood, Skip (75)	Maxcy, Brian (98)	Morales, Jose (72)	Palmer, Lowell (77)	Pulido, Carlos (98)
Lohrman, Dave (01)	May, Lee Jr. (91-92)	Moreno, Jose (79-80)	Paquette, Craig (98-99)	Pulley, Matt (07)
Lombardi, Phil (88-89)	Mazzilli, Lee (86)	Moreno, Orber (03)	Pardo, Al (88)	Pulsipher, Bill (95, 97-98, 00)
Lombardozzi, Steve (14)	McCarthy, Tom (86-88)	Moreno, Victor (07)	Paredes, Jimmy (14)	Pye, Eddie (97)
Lombarski, Tom (87)	McClain, Scott (97)	Morgan, Kevin (95-97)	Parker, Harry (72)	-R-
Long, Lucas (18-19)	McCoy, Mike (08)	Morton, Kevin (94)	Parker, Rick (94, 98)	Ragsdale, Corey (04)
Long, Terrence (99)	McCoy, Patrick (15)	Mountcastle, Ryan (19)	Parmelee, Chris (15)	Rajisich, Gary (81, 83)
Loomis, Andy (12-13)	McCoy, Trey (95-96)	Mouton, Lyle (03)	Parra, Jose (04)	Raleigh, Matt (98)
Lopez, Johan (78)	McCray, Rodney (92)	Moyer, Jamie (12)	Patterson, Corey (10)	Ramirez, Hector (96)
Lopez, Jose (97)	McCready, Jim (95-96)	Muckenhirn, Zach (19)	Patton, Troy (09-11, 14)	Ramirez, Julio (06)
Lopez, Luis (97)	McCrary, Bob (08-09)	Mullins, Cedric (18-19)	Paul, Ronnie (69-71)	Ramirez, Mario (78-80)
Lora, Luis (76)	McCurdy, Nick (07)	Munoz, Bobby (02)	Paul, Xavier (14)	Ramirez, Ramon (14)
Lough, David (15)	McCurry, Cole (11-12)	Murphy, Donnie (09)	Pauley, David (09)	Ramirez, Yefry (18-19)
Love, Reid (18)	McCutchen, Daniel (13)	Murray, Dan (99)	Paulino, Ronny (12-13)	Ramos, Pedro (72)
Lowery, Terrell (96)	McDaniel, Terry (91)	Musgraves, Dennis (69-70)	Paulk, Robert (06)	Ramsey, Fernando (94)
Lozano, David (77)	McDonald, Dave (72-74)	Musser, Neal (04-05)	Pavlick, Gregg (77)	Rapada, Clay (11, 14)
Lucas, Josh (19)	McEwing, Joe (00, 03)	Musselman, Jeff (90)	Paxton, Darrin (95)	Ratzer, Steve (82)
Ludwick, Eric (95)	McFarland, T.J. (14-16)	Myers, Jimmy (97, 99)	Payton, Jay (95-96, 98-99, 07)	Rauch, Bob (71-72)
Luetge, Lucas (17)	McFarlane, Orlando (69-70)	Myers, Randy (85-87)	Pearson, Don (79)	Rauch, Jon (13)
Lunar, Fernando (05)	McGilberry, Randy (80)	Myrick, Bob (74-76, 78-80)	Pedrique, Al (85-87, 91)	Rauth, Chris (92)
Lundblade, Rick (89)	McGinley, Blake (04-06)	-N-	Peguero, Francisco (14)	Ray, Chris (09)
Lyden, Mitch (92)	McGough, Scott (16-17)	Nady, Xavier (06)	Pelfrey, Mike (06)	Raziano, Barry (70-72)
Lydon, Wayne (05)	McGuire, Ryan (00)	Nathans, Tucker (17)	Pelzer, Wynn (11)	Reahm, Fred (69-70, 72)
Lynch, Ed (80-81, 86)	McKnight, Jeff (87-89, 92, 94)	Navarrette, Ray (06)	Pemberton, Brock (75-76)	Reardon, Jeff (79)
Lyons, Barry (86, 89-90)	McLouth, Nate (12)	Navarro, Rey (15)	Peña, Francisco (16-17)	Redfield, Joe (85)
Lyons, Mike (99)	McMichael, Greg (99)	Navarro, Tito (93-94)	Pena, Hipolito (92)	Redman, Prentice (03-05)
Lyttle, Jim (74)	McMullen, Ricky (82-83)	Navarro, Yamaico (13)	Penn, Hayden (07, 08)	Redman, Tike (07, 08)
-M-	McNab, Tim (06)	Nelson, Ricky (87)	Pérez, Audry (15-18)	Redmond, Todd (16)
MacDonald, Bob (96)	McNeal, Aaron (02)	Neshek, Pat (12)	Pérez, Carlos (19)	Reed, Darren (88-90)
MacDonald, Ronald (80-82)	McNulty, Bill (73)	Neubart, Garrett (99)	Perez, Juan (06)	Reed, Rick (96, 99)
Machado, Julio (89-90)	McPhail, Marlin (85-86)	Nevinger, Gary (73)	Perez, Marty (78)	Reid, Scott (72)
MacLane, Evan (06)	Means, John (18)	Newby, Kyler (12)	Perez, Miguel (06)	Reimold, Nolan (09-11, 15)
Magadan, Dave (86)	Meek, Evan (14)	Nielsen, Scott (89-91)	Perez, Oliver (06)	Reinheimer, Jack (19)
Magnifico, Damien (17)	Meisinger, Ryan (18)	Niemann, Randy (85-87)	Perez, Rossmel (15)	Remlinger, Mike (94)
Mahalik, John (96)	Mejia, Cesar (90)	Nitschke, Buzz (70)	Perez, Timo (00-03)	Renko, Steve (69)
Mahomes, Pat (99)	Melville, Tim (18)	Nix, Jayson (15)	Perez, Yorkis (97)	Reyes, Jose (03)
Mahoney, Joe (12)	Mendoza, Carlos (97)	Noboa, Junior (92)	Perkins, Jerry (71-73)	Reynolds, Ronn (83-85)
Maine, John (06)	Mendoza, Mike (80-81)	Nolan, Joe (73-74)	Perlozzo, Sam (81)	Reynoso, Armando (98)
Majewski, Val (07)	Mercado, Hector (99)	Norman, Dan (77-79, 81)	Perrault, Josh (09)	Richardson, Antuan (12)
Makowski, Tom (76-77)	Mercado, Orlando (90-92)	Norris, Bud (15)	Perry, Ken (76-77)	Rickard, Joey (17-19)
Malave, Jaime (02)	Mercedes, Jose (99)	Novoa, Roberto (08)	Person, Robert (95-96)	Rifaela, Ademar (19)
Malek, Bobby (06)	Meredith, Cla (10)	Nuñez, Renato (18)	Petagine, Roberto (96-97)	Riggan, Jerrod (01, 03)
Maler, Jim (84)	Meyers, Mike (04)	Nuño, Vidal (17)	Petersime, Zach (12-13)	Ring, Royce (04-06)
Mancini, Trey (16)	Mickolio, Kam (08-10)	Nye, Rodney (03-05)	Peterson, Jace (19)	Rivera, Luis (96)
Manderbach, Gary (74-75)	Middlebrook, Jason (02-03)	-O-	Petit, Yusmeiro (05)	Roa, Joe (94)
Maness, Dwight (98)	Milledge, Lastings (06)	O'Brien, Chris (16-17)	Pettit, Jake (13-14)	Roach, Jason (01-04)
Maness, Nick (02)	Miller, Dyar (80)	O'Malley, Tom (89)	Pfeil, Bobby (69-70)	Roberson, Chris (08)
Mangual, Pepe (77-78)	Miller, Jai (12)	O'Rourke, Ryan (18)	Phelps, Cord (14)	Roberson, Kevin (96)
Mankowski, Phil (80-82)	Miller, Jim (07-10)	Ochoa, Alex (95-96)	Phillips, Ed (71)	Roberts, Brian (12-13)
Mann, Jim (00)	Miller, Keith (87-89)	Ochoa, Javier (00)	Phillips, Evan (18-19)	Roberts, Chris (95, 97)
Manto, Jeff (94)	Miller, Rich (76-78)	Ochoa, Pablo (01)	Phillips, Jason (01-03)	Roberts, Grant (99-01, 03)
Manuel, Barry (97)	Miller, Ryan (01)	Offerman, Jose (05-06)	Phillips, Zach (11-12, 16)	Robertson, Jeriome (06)
Manzanillo, Josias (93-94, 98)	Milliard, Ralph (98)	Oliver, Andy (15-16)	Piazza, Mike (03)	Robertson, Jerry (71)
Marrero, Chris (14)	Milligan, Randy (86-87)	Olmos, Edgar (16)	Piazza, Tony (05)	Robinson, Chris (12-13)
Marshall, Randy (92-93)	Milner, John (71)	Olson, Garrett (07, 08)	Pichardo, Nelson (72-73)	Robinson, Dwight (93)
Marin, Adrian (18)	Mimbs, Mark (98)	Olson, Greg (86-87)	Pickett, Rich (83-84)	Robinson, Trayvon (13)
Mariñez, Jhan (18)	Miranda, Ariel (16)	Olson, Ryan (04)	Pie, Felix (11)	Roca, Gil (90)
Marte, Alfredo (16)	Mitchell, Andy (07-10)	Olwine, Ed (84-85)	Pinckney, Brandon (09)	Rodriguez, Daniel (15)
Martin, James (97)	Mitchell, John (86-89)	Ontiveros, Steve (01)	Pineda, Luis (04)	Rodriguez, Guillermo (09)
Martin, Jerry (84)	Mitchell, Kevin (84-85)	Oquendo, Jose (82-84)	Pineiro, Joel (12)	Rodriguez, Joely (18)
Martin, Tom (01)	Moeller, Chad (09)	Ordonez, Rey (95)	Plantier, Phil (98)	Rodriguez, Jose (04)
Martinez, Gabby (01)	Monasterio, Juan (79)	Orosco, Jesse (79, 81)	Plummer, Dale (90-93)	Rodriguez, Nerio (01)

Rodriguez, Rich (00)	Seanez, Rudy (97)	Stinnett, Kelly (06)	Tucker, Michael (06)	Wieters, Matt (09, 15)
Rodriguez, Richard (15-17)	Searage, Ray (80-81)	Stinson, Josh (13-14)	Turner, Justin (09, 10)	Wigginton, Ty (01-02)
Rodriguez, Sammy (99-00)	Seefried, Tate (97)	Stitzel, Glen (70-71)	Turrentine, Rich (98-99)	Wilkerson, Stevie (18-19)
Roe, Chaz (15-16)	Seibel, Phil (03)	Stoddard, Bob (95)	Twardoski, Mike (93)	Wilkins, Andy (15)
Rogers, Bryan (94-96)	Self, Todd (06)	Stoffel, Jason (16)	Tyler, Tom (75)	Wilkins, Rick (98)
Rogers, Josh (18-19)	Seminara, Frank (94)	Stone, Gary (70)	Tyner, Jason (99-00)	Williams, Charlie (72)
Rogers, Randy (78-79)	Semprini, John (81, 83)	Straily, Dan (19)	-U-	Williams, Dave (06)
Rohr, Les (70)	Senn, Terry (75)	Strange, Pat (01-04)	Uehara, Koji (10)	Williams, Gerald (04, 05)
Rojas, Carlos (09, 11-12)	Senteney, Steve (83)	Stratton, Rob (01-02)	Urrutia, Henry (13-17)	Williams, Jimmy (95)
Roman, Jose (87-88)	Seo, Jae (01-02, 04-05)	Strawberry, Darryl (83)	-V-	Williams, Jimmy (71)
Roman, Orlando (06)	Serafini, Dan (01)	Strickland, Scott (05)	Vail, Mike (75)	Williams, Matt (02)
Romero, Felix (08)	Serrano, Jimmy (02-03)	Strohmayr, John (74)	Valdez, Efrain (98)	Williams, Mason (19)
Romero, J.C. (12)	Shamsky, Art (69)	Strom, Brent (71-72)	Valencia, Danny (13)	Williams, Todd (07)
Romero, Mandy (99)	Sheff, Chris (00)	Sucre, Jesús (19)	Valent, Eric (05)	Willis, Dontrelle (12)
Romero, Niuman (13)	Shepherd, Chandler (19)	Susac, Andrew (18)	Valera, Breyvic (18)	Wilson, Andy (05)
Rondon, Jorge (15)	Shepherd, Keith (97)	Swan, Craig (73-75)	Valera, Julio (89-92)	Wilson, John (03)
Rondón, José (19)	Sheppard, Tommie (72)	Sweet, Rick (81)	Valera, Yohanny (99)	Wilson, Mookie (79-80, 86)
Rosa, Garabez (15-16, 18)	Shinjo, Tsuyoshi (03)	-T-	Van de Castele, Mike (78-79)	Wilson, Paul (95, 98, 00)
Rosado, Papo (77-80)	Shipley, Craig (88-90)	Takatsu, Shingo (05)	VandenHurk, Rick (10-11)	Wilson, Preston (98)
Rose, Don (71)	Shipp, Brian (03)	Tam, Jeff (97-99)	Vann, Brandy (93)	Wilson, Tom (04)
Roseboro, Jaime (91)	Shouse, Brian (00)	Tamargo, John (98, 00-02)	Vasquez, Anthony (14)	Wilson, Tyler (14-17)
Rowen, Ben (15)	Shuey, Paul (07)	Tanaka, Ryohei (11)	Vasquez, Aquedo (90)	Wilson, Vance (98-01, 04)
Ruebel, Matt (99)	Shumaker, Anthony (00)	Tapani, Kevin (89)	Vasquez, Julian (92)	Wine, Robbie (91)
Ruettiger, John (15)	Siebert, Paul (77-78)	Tarasco, Tony (01-02)	Vatcher, Jim (94)	Winningham, Herm (83-84, 93)
Ruffin, Johnny (98)	Sierra, Ruben (98)	Tarnow, Josh (08)	Vaughn, DeWayne (86-87)	Winston, Fred (72)
Ruiz, Rio (19)	Simon, Alfredo (08, 10)	Tarver, LaSchelle (82-85)	Vazquez, William (06)	Winterfeldt, Todd (80-81)
Rundles, Rich (12)	Simons, Mitch (00)	Tate, Dillon (19)	Vega, Jesus (81)	Withem, Shannon (96-97)
Rupe, Josh (11)	Singleton, Ken (70)	Tate, Randy (74, 76)	Velandia, Jorge (00-03)	Wojciechowski, Asher (18)
Russell, Adam (13)	Sisco, Chance (16-19)	Tatum, Craig (10-11)	Velazquez, Gil (02-04)	Wolf, Randy (14)
-S-	Sisk, Doug (85-86, 90)	Taylor, Chuck (72)	Veras, Quilvio (94)	Wolf, Ross (10)
Saenz, Jason (02)	Slack, Jon (04)	Teagarden, Taylor (13)	Verrett, Logan (17)	Wolff, Billy (70)
Salazar, Angel (85)	Smith, Bernie (69)	Tejada, Miguel (12)	Vielma, Engelb (18-19)	Wood, Brandon (13)
Salazar, Oscar (08-09)	Smith, Brandon (94)	Tejada, Ruben (17-18)	Villano, Mike (99)	Worrell, Mark (11)
Salazar, Richard (07)	Smith, Chuck (06)	Tejeda, Juan (06)	Villanueva, Elih (15)	Wotherspoon, Matt (17-19)
Salazer, Jeff (10)	Smith Jr., Dwight (19)	Telgheder, Dave (92-95)	Villarreal, Oscar (12)	Wright, David (04)
Salinas, Manny (89)	Smith, Jimmy (80)	Terdoslavich, Joey (16)	Vina, Fernando (92-94)	Wright, Mike (13-17)
Sambito, Joe (85)	Smith, Keith (81)	Terrell, Walt (82-83)	Vincej, Zach (19)	Wright, Wesley (15)
Samuels, Roger (90)	Smith, Keith (92)	Terrero, Luis (08)	Viola, Pedro (10, 12)	Wyatt, Dave (86-87)
Sanchez, Zolio (89-90)	Smith, Ottis (93)	Thames, Eric (13)	Von Ohlen, Dave (80-82)	Wylie, Mitch (06)
Sanders, Ken (75)	Smith, P. Keith (92)	Theodore, George (72, 75)	-W-	Wynne, Marvell (82-83)
Sanders, Tracy (95)	Snead, Esix (03-04)	Thomas, Scott (12)	Wada, Tsuyoshi (12-13)	Wynns, Austin (16, 18-19)
Sandy, Tim (93)	Snelten, D.J. (18)	Thompson, Ryan (93, 95)	Wade, Scott (93)	-Y-
Santana, Rafael (84)	Snyder, Brandon (09-11)	Thornton, Lou (89-90)	Wagner, Paul (01)	Yacabonis, Jimmy (17-19)
Santander, Anthony (18-19)	Snyder, Chris (13)	Thurberg, Tom (79, 81)	Walker, Adam (02)	Yan, Esteban (08)
Santiago, Benito (05)	Snyder, Earl (01)	Thurman, Gary (96-97)	Walker, Adam Brett (17)	Yan, Ruddy (07)
Santiago, Jose (05)	Socarras, Tony (04)	Tibbs, Jay (84)	Walker, Christian (14-16)	Yarnall, Ed (97)
Santos, Omir (08)	Socolovich, Miguel (12)	Tiffie, Terry (07)	Walker, Pete (94-95, 01-02)	Yastrzemski, Mike (16-18)
Sardiñas, Luis (17-18)	Soff, Ray (89-91)	Tijerina, Tony (95)	Walker, Tyler (00-02)	Yates, Tyler (02-04)
Sarfate, Dennis (09, 10)	Solari, Dennis (76-78)	Till, Steve (79)	Wall, Donne (01)	Ynoa, Gabriel (17, 19)
Sauerbeck, Scott (97-98)	Soler, Alay (06)	Tillman, Chris (09-12, 17, 18)	Wallace, Brett (14)	Yoon, Suk-min (14)
Saunders, Chris (95, 97)	Soler, Ramon (02)	Tillman, Rusty (82-84)	Wallace, Derek (96, 98-99)	Yost, Ned (77)
Saunders, Dennis (71)	Sorrell, Billy (69)	Timmons, Ozzie (04)	Walter, Gene (87)	Young, Anthony (91, 93)
Saunders, Doug (93)	Spehr, Tim (98)	Toca, Jorge (99-03)	Walters, David (12)	Young, Bobby (71)
Saunders, Joe (14)	Spier, Bill (95)	Todd, Jackson (76-77)	Ward, Brian (13-14)	Ysla, Luis (18-19)
Saunders, Michael (18)	Spoone, Chorye (11)	Tolleson, Steve (12, 16)	Waring, Brandon (12-13)	-Z-
Sauveur, Rich (91)	Sprague, Gary (70-72)	Tolliver, Ashur (16)	Washington, David (17)	Zagone, Rick (12)
Savage, Jack (88-89)	Spriggs, George (71-72)	Tolman, Tim (88)	Washington, Ron (79)	Zamora, Pete (03)
Schafer, Logan (17)	Springer, Dennis (00)	Tomberlin, Andy (96, 99)	Waters, Chris (07-09)	Zdeb, Joe (80)
Schatzeder, Dan (91)	Springer, Steve (85-88, 92-93)	Torrealba, Steve (09)	Watson, Matt (03)	Zimmermann, Bruce (19)
Scherrer, Bill (89)	Staiger, Roy (73-75, 77)	Torres, Eider (07, 08)	Webb, Hank (73-76)	Zouzalik, Michael (16)
Schiraldi, Calvin (84-85)	Stanton, LeRoy (70-71)	Torve, Kelvin (90-91)	Webb, Ryan (14)	
Schlereth, Daniel (13)	Starr, Sammie (12)	Traber, Billy (01)	Weeks, Jemile (14)	
Schmitz, Danny (83)	Startup, Will (11)	Tracey, Sean (07)	Wegener, Mike (73-75)	
Schmoll, Steve (06)	Stearns, John (76, 84)	Trachsel, Steve (01, 05)	Wegmann, Tom (92-93)	
Schneck, Dave (72-74)	Steed, Rick (98)	Tracy, Andy (02)	Welch, Mike (96-97, 99)	
Schoop, Jonathan (13, 18)	Stephenson, Earl (79)	Tracy, Jack (69)	West, David (88-89)	
Schoop, Sharlon (15-18)	Sterling, Randy (73-75)	Trail, Chet (69)	Weston, Mickey (88, 93)	
Schourek, Pete (90-92)	Stern, Adam (07, 08)	Trapp, Randy (75-77)	Wheeler, Cody (15)	
Schulze, Don (87)	Stevens, Bobby (12)	Trautwein, Dave (90-91)	Wheeler, Dan (03-04)	
Scobie, Jason (03, 05-06)	Stewart, Bunky (61)	Treadwell, Jody (99)	Wheeler, Jason (17)	
Scott, Mike (77-80)	Stewart, DJ (18-19)	Trevino, Alex (78)	Wheeler, Zelous (12-13)	
Scott, Tanner (18-19)	Stewart, Ron (74)	Tricek, Rick (96, 98)	White, Mike (92)	
Scott, Tayler (19)	Stewart, Scott (98-00, 05)	Trujillo, Mike (89)	Whitehurst, Wally (88-90)	
Scripture, Billy (70-72)	Stewart, Zach (17)	Trumbo, Mark (18-19)	Whiteside, Eli (07)	
Scutaro, Marco (02-03)	Stidham, Phil (95)	Tucker, Jonathan (09-10)	Widlansky, Robbie (11)	

Bold = Has played in MLB Game

PLAYERS TO PLAY FOR BOTH THE TIDES AND ORIOLES SINCE 2007 (232 PLAYERS)

Player	Baltimore	Norfolk	Player	Baltimore	Norfolk	Player	Baltimore	Norfolk
Accardo, Jeremy	2011	2011	Hays, Austin	2017, 2019-20	2019	Reimold, Nolan	2009-13, 2015	2009-11, 2015
Adams, Ryan	2011	2011-12	Hendrickson, Mark	2009-11	2011, 2013	Rickard, Joey	2016-19	2017-19
Akin, Keegan	2020	2019	Hernandez, David	2009-10	2009	Roberts, Brian	2001-13	2012-13
Albers, Matt	2008-10	2009	Hernandez, Luis	2007-08	2007-08	Rodriguez, Guillermo	2009	2009
Álvarez, Dariel	2015-16	2014-16	Hess, David	2018-20	2018-19	Rodriguez, Richard	2017	2017
Álvarez, Pedro	2016-18	2018	Hill, Rich	2009	2009	Roe, Chaz	2015-16	2015-16
Andino, Robert	2009-12	2010-12, 2017	Hoes, L.J.	2012-13	2012-13	Rogers, Josh	2018-19	2018-19
Angle, Matt	2010-12	2010-11	Hoey, Jim	2006-07	2007, 2010	Romero, J.C.	2012	2012
Aquino, Jayson	2016-17	2016-18	House, J.R.	2007	2007	Rondon, Jorge	2015	2015
Araújo, Pedro	2018-19	2019	Hudson, Kyle	2011	2011	Rondón, José	2019	2019
Arrieta, Jake	2010-13	2009-10, 2012-13	Hughes, Rhyne	2010	2009-11	Ruiz, Rio	2019-20	2019
Asencio, Jairo	2013	2013	Hunter, Tommy	2011-15	2012	Rupe, Josh	2011	2011
Asher, Alec	2017	2017	Ishikawa, Travis	2013	2013	Salazar, Oscar	2008-09	2008-09
Atkins, Mitch	2011	2011	Jakubauskas, Chris	2011	2011	Santander, Anthony	2017-20	2018-19
Aubrey, Michael	2009	2009-10	Jackson, Edwin	2017	2017	Santos, Omir	2008	2008
Avery, Xavier	2012-13	2012-13, 2016	Janish, Paul	2015-17	2015-17	Sarfate, Dennis	2008-09	2009-10
Beckham, Tim	2017-18	2018	Jimenez, Ubaldo	2014-17	2014	Saunders, Joe	2012, 2014	2014
Belfiore, Mike	2013	2013	Johnson, Dan	2013	2013	Schoop, Jonathan	2013-18	2013, 2018
Bell, Josh	2010	2010-12	Johnson, Jim	2006-2013	2007-08, 2010	Scott, Tanner	2018-20	2018-19
Bell, Rob	2007	2007	Johnson, Steve	2012-13, 2015	2011-15, 2017	Scott, Tayler	2019	2019
Bergesen, Brad	2009-12	2009-12	Joseph, Caleb	2014-18	2012, 14, 16, 18	Shepherd, Chandler	2019	2019
Berken, Jason	2009-12	2009, 2011-12	Jurjens, Jair	2013	2013	Shuey, Paul	2007	2007
Berry, Quintin	2014	2014	Karns, Nate	2019	2019	Simon, Alfredo	2008-11	2008-10
Betemit, Wilson	2012-13	2013	Kline, Branden	2019-20	2019	Sisco, Chance	2017-20	2016-19
Birkins, Kurt	2006-07	2007	Knott, Jon	2007	2007	Smith Jr., Dwight	2019	2019
Blach, Ty	2019	2019	Kremer, Dean	2020	2019	Snyder, Brandon	2010-11	2009-11
Bleier, Richard	2017-2020	2017	Lake, Junior	2015	2015	Snyder, Chris	2013	2013
Brach, Brad	2014-18	2014	Lambert, Chris	2009	2009	Socolovich, Miguel	2012	2012
Bridwell, Parker	2016	2016-17	Leicester, Jon	2007	2007-08	Stern, Adam	2007	2007-08
Britton, Zach	2011-18	2010-13, 18	Liz, Radhames	2007	2008-09	Stewart, DJ	2018-20	2018-19
Bukvich, Ryan	2008	2008	Lombardozzi, Steve	2014	2014	Stinson, Josh	2013-14	2013-14
Burnett, Alex	2013	2013	Lough, David	2014-15	2015	Straily, Dan	2019	2019
Bynum, Freddie	2007	2008	Lucas, Josh	2019	2019	Sucre, Jesús	2019	2019
Cabral, Cesar	2015	2015	Mahoney, Joe	2012	2012	Susac, Andrew	2018	2018
Cabrera, Everth	2015	2015	Mancini, Trey	2016-19	2016	Tate, Dillon	2019-20	2019
Cabrera, Fernando	2007-08	2007-08	Mariñez, Jhan	2018	2018	Tatum, Craig	2010-11	2010-11
Carroll, Cody	2018, 2020	2018	Mata, Frank	2010	2010	Teagarden, Taylor	2012-13	2013
Casilla, Alexi	2013-14	2014	Matusz, Brian	2009-15	2011-12	Tejada, Miguel	2004-07, 10	2012
Castillo, Alberto B.	2007	1995-98, 2007	McCrary, Bob	2008	2008-09	Tejada, Ruben	2017	2017-18
Castillo, Alberto T.	2008	2008-11	McFarland, T.J.	2014-16	2014-16	Tillman, Chris	2009-18	2009-12, 2017-18
Chavez, Endy	2012	2012	McLouth, Nate	2012-13	2012	Tolleson, Steve	2012	2012, 2016
Cherry, Rocky	2007-08	2008	Means, John	2018-20	2018	Tolliver, Ashur	2016	2016
Cintron, Alex	2008	2008	Meek, Evan	2014	2014	Torres, Eider	2008	2007-08
Clark, Zach	2013	2008-10, 2012-13	Meisinger, Ryan	2018	2018	Trumbo, Mark	2016-2019	2018-19
Clevenger, Steve	2013-15	2013-15	Meredith, Cla	2009-10	2010	Turner, Justin	2009-10	2009-10
Cormier, Lance	2008	2008	Mickolio, Kam	2008-10	2008-10	Uehara, Koji	2009-11	2010
Crichton, Stefan	2017	2017	Miller, Jim	2008	2007-10	Urrutia, Henry	2013, 2015	2013-17
Davis, Blake	2011	2009-12	Miranda, Ariel	2016	2016	Valencia, Danny	2013, 2018	2013
Despaigne, Odrisamer	2016	2016	Moeller, Chad	2009	2009	Valera, Breyvic	2018	2018
Dickerson, Chris	2013	2013, 2017	Montanez, Luis	2008-10	2007, 2009-10	Verrett, Logan	2017	2017
Doyne, Cory	2007	2007-08	Moore, Scott	2007-08, 2010	2008-10	Vielma, Engelb	2018	2018-19
Drake, Oliver	2015-16	2011, 2015-16	Mountcastle, Ryan	2020	2019	Viola, Pedro	2010	2010-12
Duensing, Brian	2016	2016	Mullins, Cedric	2018-20	2018-19	Walker, Christian	2014-15	2014-16
Eades, Ryan	2019	2019	Navarro, Rey	2015	2015	Washington, David	2017	2017
Eshelman, Tom	2019-20	2019	Navarro, Yamaico	2013	2013	Waters, Chris	2008-09	2007-09
Eveland, Dana	2012	2012, 2015	Norris, Bud	2013-15	2015	Webb, Ryan	2014	2014
Exposito, Luis	2012-13	2012-13	Nuñez, Renato	2018-20	2018	Weeks, Jemile	2014	2014
Eyre, Willie	2011	2011-12	Nuño, Vidal	2017	2017	Whiteside, Eli	2005	2007
Fahey, Brandon	2006-08	2007-08	Olson, Garrett	2007	2007-08	Wieters, Matt	2009-15	2009, 2015
Fiorentino, Jeff	2005-06, 2009	2008-09	Ortiz, Luis	2018-19	2018-19	Wilkerson, Stevie	2018-19	2018-19
Flaherty, Ryan	2012-17	2012-13, 2015-16	Paredes, Jimmy	2014-15	2014	Williams, Mason	2019-20	2019
Ford, Lew	2012	2012-13	Parmelee, Chris	2015	2015	Williams, Todd	2004-07	2007
Fox, Jake	2010	2011	Patterson, Corey	2006-07, 2010	2010	Wilson, Tyler	2015-17	2014-17
Fry, Paul	2018-20	2017-19	Patton, Troy	2010-14	2009-11, 2014	Wojciechowski, Asher	2019-20	2018
Gabino, Armando	2010	2010-11	Paulino, Ronny	2012	2012-13	Wolf, Randy	2012	2014
Gallardo, Yovani	2016	2016	Payton, Jay	2007-08	95-96, 98-99, 2007	Worrell, Mark	2011	2011
Gamboa, Eddie	2015	2012-15	Peña, Francisco	2016-17	2016-17	Wotherspoon, Matt	2019	2017-19
Garcia, Freddy	2013	2013	Peterson, Jace	2018-19	2019	Wright, Mike	2015-18	2013-18
Gausman, Kevin	2013-18	2013-16	Phelps, Cord	2014	2014	Wright, Wesley	2015	2015
Gentry, Craig	2017-18	2017	Phillips, Evan	2018-20	2018-19	Wynns, Austin	2018-19	2016, 2018-19
Giavotella, Johnny	2017	2017	Phillips, Zach	2011	2011-12, 2016	Yacabonis, Jimmy	2017-19	2017-19
Gilmartin, Sean	2018-19	2018-19	Pie, Felix	2009-11	2011	Yan, Esteban	1996-97	2008
Gonzalez, Michael	2010	2010	Pomeranz, Stu	2012	2012	Ynoa, Gabriel	2017, 2019	2017, 2019
Gonzalez, Miguel	2012-15	2012, 2014	Pridie, Jason	2013	2013	Zimmermann, Bruce	2020	2019
Guilmet, Preston	2014	2014	Ramirez, Ramon	2014	2014			
Hall, Bill	2012	2012	Ramírez, Yefry	2018-19	2018-19			
Hardy, J.J.	2011-17	2011, 2017	Rapada, Clay	2011	2011, 2014			
Hart, Donnie	2016-18	2017-18	Ray, Chris	2005-07, 2009	2009			
Harvey, Hunter	2019-20	2019	Redman, Tike	2007	2007-08			

TRIPLE-A YEAR-BY-YEAR BATTING STATISTICS													
YEAR	AVG.	G	AB	R	H	2B	3B	HR	RBI	BB	SO	SB	CS
1969	.283	136	4358	685	1233	173	34	134	631	451	609	123	86
1970	.280	140	4562	641	1278	182	29	108	583	517	722	68	53
1971	.270	140	4519	675	1220	192	33	151	626	467	794	42	34
1972	.246	143	4491	541	1107	161	41	52	496	542	821	40	35
1973	.238	145	4423	550	1054	195	21	89	500	587	748	45	29
1974	.236	139	4353	456	1026	162	33	60	408	497	912	47	34
1975	.260	141	4493	547	1166	178	28	47	495	465	794	66	39
1976	.259	138	4429	566	1148	177	36	83	512	516	673	128	71
1977	.252	140	4517	603	1139	167	37	119	554	558	802	98	51
1978	.254	140	4513	605	1145	210	38	100	553	539	794	76	43
1979	.239	141	4486	527	1073	181	43	73	477	445	837	127	39
1980	.264	139	4423	535	1167	191	41	43	487	479	630	117	51
1981	.254	138	4423	547	1123	187	29	90	501	435	644	178	91
1982	.265	137	4531	637	1202	197	39	87	578	531	656	195	99
1983	.273	139	4544	694	1239	201	36	102	633	576	795	175	79
1984	.257	140	4483	581	1151	175	15	89	525	492	848	129	60
1985	.266	139	4669	558	1243	216	31	76	511	415	778	129	54
1986	.273	140	4667	594	1275	210	37	55	541	480	717	105	34
1987	.282	140	4720	725	1331	262	37	117	665	500	720	104	34
1988	.256	141	4593	540	1176	218	22	63	484	442	634	95	41
1989	.255	146	4745	603	1210	223	23	85	553	547	790	86	32
1990	.256	146	4648	592	1191	205	24	65	542	530	701	99	48
1991	.256	142	4687	613	1201	219	33	68	543	562	861	73	49
1992	.255	142	4569	517	1163	195	16	90	470	354	945	102	49
1993	.253	141	4680	537	1182	190	49	80	483	426	772	154	78
1994	.247	142	4756	617	1177	226	34	80	544	488	864	146	85
1995	.260	142	4697	650	1219	229	40	90	602	434	823	132	94
1996	.267	141	4645	643	1238	258	42	110	605	437	900	109	63
1997	.267	142	4727	659	1260	245	21	131	610	544	993	91	58
1998	.268	142	4757	661	1274	238	35	110	607	564	841	129	64
1999	.280	140	4688	675	1313	258	32	121	631	468	782	115	73
2000	.265	144	4841	654	1281	254	24	96	603	529	873	152	93
2001	.261	142	4727	602	1232	244	20	103	562	439	913	110	48
2002	.257	143	4751	598	1223	243	32	119	546	431	934	110	52
2003	.260	143	4689	581	1218	250	27	90	541	435	875	178	50
2004	.261	144	4739	590	1239	253	28	117	535	373	1010	102	70
2005	.267	144	4842	674	1293	270	35	131	628	491	987	124	61
2006	.240	141	4519	497	1084	209	21	76	461	454	955	85	47
2007	.261	144	4771	568	1247	224	32	92	533	418	808	112	52
2008	.270	142	4823	635	1304	240	35	66	589	432	920	122	74
2009	.272	142	4715	603	1283	259	30	78	563	386	814	132	44
2010	.251	144	4895	629	1231	239	24	122	578	454	986	129	51
2011	.251	143	4932	601	1238	216	22	119	565	464	1138	94	38
2012	.250	144	4831	586	1208	240	29	111	544	495	1091	76	35
2013	.258	144	4873	638	1259	250	20	127	594	503	1072	66	29
2014	.269	144	4918	636	1322	227	30	79	587	469	1008	102	38
2015	.257	144	4857	532	1249	216	13	75	495	396	878	60	34
2016	.257	144	4921	535	1264	232	21	94	498	439	1062	62	32
2017	.254	142	4805	591	1222	265	32	125	555	425	1175	51	23
2018	.252	140	4618	601	1162	240	24	103	563	433	1095	61	19
2019	.271	139	4702	702	1275	270	24	146	654	438	1042	67	38
2020	No Season - COVID-19 pandemic												

TRIPLE-A YEAR-BY-YEAR PITCHING STATISTICS												
YEAR	ERA	G	CG	SHO	SV	IP	H	R	ER	BB	SO	HR
1969	4.16	136	50	6	18	1134.2	1152	588	524	490	683	135
1970	4.07	140	46	9	24	1184.0	1147	614	536	527	812	121
1971	3.62	140	49	18	27	1168.1	1090	570	470	494	926	93
1972	3.35	143	49	18	23	1208.1	1111	532	450	511	827	95
1973	3.13	145	59	13	18	1188.2	1097	502	414	529	736	69
1974	3.71	139	40	12	14	1159.2	1176	585	478	564	766	86
1975	2.77	141	47	21	21	1188.1	1004	425	366	452	678	62
1976	4.15	138	35	5	24	1159.0	1205	634	535	558	684	82
1977	4.02	140	25	7	34	1192.0	1243	629	532	541	632	89
1978	3.68	140	35	10	17	1192.0	1207	602	488	477	723	93
1979	3.54	141	23	8	38	1188.2	1144	533	467	430	687	59
1980	3.59	139	36	6	16	1180.2	1152	577	471	473	788	70
1981	3.60	138	42	11	23	1188.2	1072	558	476	533	738	95
1982	3.40	137	27	11	28	1197.2	1125	530	453	594	777	92
1983	4.18	139	27	8	34	1168.1	1165	635	543	571	787	99
1984	3.47	140	23	13	37	1181.1	1038	547	455	511	778	96
1985	3.09	139	18	11	36	1229.2	1127	512	422	467	726	74
1986	3.60	140	15	9	39	1211.0	1183	564	484	474	737	97
1987	3.72	140	19	9	32	1201.1	1107	574	497	487	746	91
1988	3.14	141	27	10	30	1202.0	1026	496	419	473	796	57
1989	3.30	146	29	14	33	1247.2	1184	547	457	396	748	61
1990	3.42	146	21	15	44	1231.0	1186	551	468	446	880	69
1991	3.79	142	14	13	34	1253.1	1227	600	528	521	734	82
1992	4.17	142	14	11	26	1188.1	1212	623	550	407	799	106
1993	3.77	141	17	9	36	1247.1	1276	610	522	357	845	89
1994	3.56	142	23	10	29	1261.1	1252	590	499	405	730	106
1995	3.01	142	15	18	35	1258.2	1153	493	421	419	921	79
1996	3.51	141	9	12	46	1221.0	1122	545	476	356	921	120
1997	3.78	142	7	9	37	1232.1	1238	616	517	509	952	105
1998	4.07	142	6	9	34	1241.2	1248	669	561	511	1043	117
1999	4.58	140	7	7	39	1219.2	1283	712	620	532	984	156
2000	4.22	144	11	6	29	1270.0	1299	647	596	508	895	113
2001	3.55	142	4	10	52	1256.0	1246	565	495	411	919	108
2002	3.74	143	6	13	30	1248.2	1296	585	519	382	940	97
2003	4.10	143	3	8	35	1239.0	1277	614	565	398	943	106
2004	4.06	144	5	5	43	1257.1	1272	661	563	463	957	118
2005	3.73	144	0	10	45	1270.1	1241	585	526	426	974	121
2006	4.17	141	2	14	31	1209.0	1284	619	560	390	908	102
2007	3.81	144	3	9	50	1261.2	1230	603	534	425	1024	100
2008	4.34	142	2	6	31	1241.1	1286	704	599	490	1018	110
2009	3.87	142	1	9	40	1224.2	1221	607	527	412	998	113
2010	4.16	144	2	7	34	1280.0	1318	673	592	449	1017	119
2011	4.34	143	3	7	27	1277.0	1319	686	616	512	846	129
2012	3.41	144	7	11	38	1280.2	1175	564	485	441	1036	80
2013	3.81	144	3	8	38	1270.2	1245	606	538	464	999	99
2014	4.42	144	1	5	34	1272.1	1318	716	625	459	1088	127
2015	3.17	144	1	14	47	1273.2	1137	489	448	441	986	75
2016	3.78	144	1	14	33	1282.0	1288	585	538	395	1120	102
2017	4.14	142	2	8	32	1241.1	1297	639	571	450	1028	111
2018	4.05	140	2	10	31	1205.1	1218	610	542	444	1109	109
2019	5.58	139	1	9	32	1196.0	1316	802	741	504	1195	188
2020	No Season - COVID-19 pandemic											

TRIPLE-A YEAR-BY-YEAR FIELDING STATISTICS						
YEAR	PO	A	E	PB	DP	PCT.
1969	3404	1342	129	18	107	.974
1970	3552	1428	127	19	137	.975
1971	3505	1401	155	22	109	.969
1972	3625	1457	161	20	127	.969
1973	3566	1500	136	14	142	.974
1974	3497	1514	155	14	151	.970
1975	3565	1552	113	10	125	.978
1976	3477	1482	148	14	138	.971
1977	3576	1621	178	16	145	.967
1978	3576	1523	183	11	130	.965
1979	3566	1547	136	26	147	.974
1980	3542	1372	169	24	101	.967
1981	3566	1596	145	18	151	.972
1982	3593	1544	135	13	145	.974
1983	3505	1472	151	11	131	.971
1984	3544	1548	118	15	146	.977
1985	3689	1571	147	5	129	.973
1986	3633	1656	147	8	164	.973
1987	3604	1534	122	4	118	.977
1988	3606	1609	133	20	129	.975
1989	3743	1629	138	12	130	.975
1990	3693	1543	142	13	156	.974
1991	3760	1701	143	11	170	.974
1992	3565	1516	140	14	131	.973
1993	3742	1605	144	16	167	.974
1994	3784	1632	142	17	151	.974
1995	3776	1639	147	8	147	.974
1996	3663	1480	139	11	108	.974
1997	3697	1574	156	13	166	.971
1998	3725	1501	146	15	158	.973
1999	3659	1372	151	25	122	.971
2000	3810	1480	100	19	131	.981
2001	3768	1559	123	12	151	.977
2002	3746	1441	105	7	117	.980
2003	3717	1486	99	12	146	.981
2004	3772	1450	141	15	146	.974
2005	3811	1569	128	8	130	.977
2006	3627	1494	115	6	145	.978
2007	3785	1490	108	16	115	.980
2008	3724	1387	137	20	121	.974
2009	3674	1366	134	13	148	.974
2010	3840	1455	155	10	155	.973
2011	3831	1430	119	11	144	.978
2012	3842	1454	122	16	137	.977
2013	3812	1558	113	22	133	.979
2014	3817	1328	125	14	112	.976
2015	3821	1533	87	22	138	.984
2016	3846	1455	83	10	134	.985
2017	3724	1388	129	7	120	.975
2018	3616	1143	88	18	100	.982
2019	3588	1223	103	10	109	.979
2020	No Season - COVID-19 pandemic					

Single-Season Fielding Records				
FIELDING	HIGH	YEAR	LOW	YEAR
PUTOUTS	3846	2016	3404	1969
ASSISTS	1701	1991	1143	2018
ERRORS	183	1978	83	2016
PASSED BALLS	26	1979	4	1987
DOUBLE PLAYS	170	1991	100	2018
PERCENTAGE	.985	2016	.965	1978



MLB Exhibition Games Played in Norfolk/Tidewater since 1969 (35)

Date	Teams	Result	Attendance
3/26/18	Baltimore vs. Norfolk	Orioles 7, Tides 6	9,181
3/31/17	Baltimore vs. Norfolk	Orioles 3, Tides 3	8,729
3/29/14	Baltimore vs. Norfolk	Orioles 4, Tides 3	10,156
4/4/12	Baltimore vs. Norfolk	Tides 6, Orioles 4	8,749
4/3/09	Baltimore vs. Washington	Orioles 6, Nationals 3	11,833
3/30/07	Baltimore vs. Washington	Orioles 6, Nationals 5	12,408
4/19/01	New York vs. Norfolk	Mets 2, Tides 0	10,053
4/26/99	New York vs. Norfolk	Mets 2, Tides 0	8,092
5/28/98	New York vs. Norfolk	Tides 4, Mets 3	7,053
5/12/97	New York vs. Norfolk	Tides 9, Mets 4	6,696
5/9/96	New York vs. Norfolk	Tides 3, Mets 0	6,927
8/14/95	New York vs. Norfolk	Mets 9, Tides 6	9,493
5/23/94	New York vs. Norfolk	Tides 3, Mets 2	10,760
5/27/93	New York vs. Norfolk	Tides 2, Mets 1	12,330
6/3/92	New York vs. Tidewater	Mets 4, Tides 3	NA
4/22/91	New York vs. Tidewater	Tides 3, Mets 0	NA
4/16/90	New York vs. Tidewater	Mets 9, Tides 6	6,145
6/29/89	New York vs. Tidewater	Tides 6, Mets 0	6,171
4/28/88	New York vs. Tidewater	Tides 2, Mets 1	6,172
6/11/87	New York vs. Tidewater	Tides 7, Mets 1	6,165
5/23/85	New York vs. Tidewater	Tides 1, Mets 0	6,188
5/3/84	New York vs. Tidewater	Tides 7, Mets 1	6,121
6/27/83	New York vs. Tidewater	Tides 5, Mets 5	6,182
6/7/79	New York vs. Tidewater	Mets 8, Tides 6	NA
8/3/78	New York vs. Tidewater	Mets 13, Tides 11	5,256
5/25/77	New York vs. Tidewater	Mets 8, Tides 6	4,531
7/26/76	New York vs. Tidewater	Tides 8, Mets 3	NA
7/10/75	New York vs. Tidewater	Mets 9, Tides 7	5,170
8/15/74	New York vs. Tidewater	Mets 5, Tides 1	3,394
6/6/73	New York vs. Tidewater	Mets 17, Tides 11	4,018
6/15/72	New York vs. Tidewater	Tides 11, Mets 3	6,262
5/24/71	New York vs. Tidewater	Tides 6, Mets 5	4,819
4/4/71	Baltimore vs. New York	Orioles 5, Mets 1	6,111
6/1/70	New York vs. Tidewater	Tides 9, Mets 2	6,338
7/28/69	New York vs. Tidewater	Rained Out	NA

ALL HARBOR PARK TEAM

Voted on by fans in 2017 to commemorate 25th year at Harbor Park

C - Matt Wieters
 1B - Christian Walker
 2B - Jonathan Schoop
 3B - Butch Huskey
 SS - Jose Reyes
 OF - Dariel Alvarez
 OF - Jeromy Burnitz
 OF - Angel Pagan
 P - Jake Arrieta
 P - Zach Britton
 P - Jason Isringhausen
 P - Chris Tillman
 Utility - David Wright

Manager - Ron Johnson
 General Manager - Dave Rosenfield



Clint Hurdle managed the Tides in their last year at Met Park (1992) and their first year at Harbor Park (1993).

TOP TRIPLE-A SEASON BATTING PERFORMANCES

HITS IN A SEASON

Elster, Kevin*	170	1987
Blocker, Terry	164	1987
Carreon, Mark	164	1987
Franco, Matt*	164	1996
Mountcastle, Ryan*	162	2019
Stanton, LeRoy	162	1971
Cervenak, Mike*	157	2007
Diaz, Victor	154	2004
Haney, Todd	152	1998
Wilson, Mookie*	152	1980
Álvarez, Dariel	151	2016
Pemberton, Brock	151	1976
Stanton, LeRoy	151	1970
Theodore, George	151	1972
Gaspar, Rod	149	1970
Milligan, Randy	149	1987
Gardner, Jeff	147	1991
Magadan, Dave	147	1986
Agbayani, Benny	145	1997
O'Malley, Tom	145	1989
Torres, Eider	145	2008

HOME RUNS IN A SEASON

Petagine, Roberto	31	1997
Milligan, Randy	29	1987
Huskey, Butch*	28	1993
Rajsich, Gary	28	1983
Álvarez, Pedro	26	2017
McNulty, Bill	25	1973
Mountcastle, Ryan	25	2019
Diaz, Victor	24	2004
Foster, Roy	24	1969
Rajsich, Gary	24	1981
Brazell, Craig	23	2004
Diaz, Arsenio	23	1971
Stanton, LeRoy	23	1971
Aubrey, Michael	22	2010
Brant, Marshall	22	1979
Hurdle, Clint	22	1983
Hurdle, Clint	21	1984
Jorgensen, Mike	21	1969
McClain, Scott	21	1997
Allen, Ron	20	1971
Allen, Ron	20	1970
Mangual, Pepe	20	1977
Stratton, Rob	20	2002
Tracy, Andy	20	2002

STOLEN BASES IN A SEASON

Snead, Esix*	61	2003
Wilson, Mookie	50	1980
Wilson, Mookie	49	1979
Bullock, Eric*	45	1993
Flores, Gil	43	1981
Mangual, Pepe	40	1977
Snead, Esix*	40	2004
Veras, Quilvio	40	1994
Backman, Wally	37	1983
Tarver, La Schelle	36	1984
Tarver, La Schelle	35	1985
Borbon, Julio	34	2014
Blocker, Terry	33	1987
Tyner, Jason	33	2000
Jefferies, Gregg	32	1988
Carreon, Mark	31	1987
Mangual, Pepe	31	1978
Burnitz, Jeromy	30	1992
Agbayani, Benny	29	1997

3 players tied at 28 stolen bases

*Led League

SEASON AVERAGE

Haney, Todd*	.345	1998
Vail, Mike*	.342	1975
Tarver, La Schelle	.326	1984
Milligan, Randy*	.326	1987
Daubach, Brian	.325	2005
Stanton, LeRoy	.324	1971
Franco, Matt	.323	1996
Tillman, Rusty	.322	1982
Scutaro, Marco	.319	2002
Gaspar, Rod	.318	1970
Petagine, Roberto	.317	1997
Backman, Wally	.316	1983
Salazar, Oscar	.316	2008
Christensen, John	.316	1984
Decker, Steve	.314	1998
Blocker, Terry	.312	1987
Carreon, Mark	.312	1987
Fiorentino, Jeff	.312	2009
Mountcastle, Ryan	.312	2019
Haney, Todd	.311	1999
Magadan, Dave	.311	1986
Tarver, La Schelle	.311	1984

To qualify, a batter must have 2.7 plate appearances per team game (378 PA in 140-game season)

RBI IN A SEASON

Hurdle, Clint	105	1983
Milligan, Randy*	103	1987
Stanton, LeRoy	101	1971
Petagine, Roberto	100	1997
Diaz, Victor	94	2004
Stanton, LeRoy	94	1970
Foster, Roy*	92	1969
Álvarez, Pedro	89	2017
Carreon, Mark	89	1987
Terrero, Luis	88	2008
Huskey, Butch	87	1995
Milner, John	87	1971
Salazar, Oscar	85	2008
O'Malley, Tom*	84	1989
Mountcastle, Ryan	83	2019
Rajsich, Gary	83	1983
Franco, Matt	81	1996
Staiger, Roy*	81	1975
Diaz, Arsenio	79	1971
Vail, Mike	79	1975

RUNS IN A SEASON

Milligan, Randy*	99	1987
David, Andre	97	1987
Mangual, Pepe*	95	1977
Wilson, Mookie*	92	1980
Agbayani, Benny	90	1997
Petagine, Roberto	90	1997
Blocker, Terry	89	1987
Haney, Todd	84	1998
McKnight, Tom	84	1989
Stanton, LeRoy	84	1971
Wilson, Mookie	84	1979
Carreon, Mark	83	1987
Elster, Kevin	83	1987
Brown, Curtis	82	1971
Haney, Todd	82	1999
Hurdle, Clint	82	1983
Milner, John	82	1971
Diaz, Victor	81	2004
Gaspar, Rod	81	1970
Mountcastle, Ryan	81	2019
Thurman, Gary	81	1996

*Led League

GAMES IN A SEASON

Theodore, George	143	1972
Barnes, Lute	142	1973
Gosger, Jim	142	1972
Diaz, Victor	141	2004
Wilson, Mookie*	141	1979
Cervenak, Mike*	140	2007
McNulty, Bill	140	1973
Mangual, Pepe*	140	1977
Hurdle, Clint	139	1983
Stanton, LeRoy*	139	1971
Almanzar, Michael	138	2015
Álvarez, Pedro*	138	2017
Brant, Marshall	138	1979
Gardner, Jeff	138	1990
Pemberton, Brock*	138	1978
Schneck, Dave	138	1973
Walker, Christian	138	2015
Pemberton, Brock	137	1975
Snead, Esix	137	2003
Staiger, Roy	137	1975

DOUBLES IN A SEASON

Salazar, Oscar*	42	2008
Carreon, Mark*	41	1987
Franco, Matt*	40	1996
Álvarez, Dariel*	38	2016
Dosch, Drew*	36	2017
Mountcastle, Ryan	35	2019
Beane, Billy*	34	1985
Elster, Kevin	33	1987
Haney, Todd	33	1998
Hurdle, Clint*	33	1983
Magadan, Dave	33	1986
Walker, Christian	33	2015
Bogar, Tim	32	1992
Giles, Brian	32	1982
House, J.R.	32	2007
Petagine, Roberto	32	1997
Álvarez, Pedro	31	2017
Diaz, Victor	31	2004
Norman, Dan	31	1978
Stanton, LeRoy*	31	1971
Tarasco, Tony	31	2001
Terrero, Luis	31	2008

WALKS IN A SEASON

Mangual, Pepe	126	1977
Hurdle, Clint	105	1983
Gosger, Jim*	92	1972
Milligan, Randy*	91	1987
Backman, Wally*	87	1980
McGuire, Ryan*	87	2000
Kurpiel, Ed	86	1977
McNulty, Bill	85	1973
Petagine, Roberto	85	1997
Gardner, Jeff	84	1990
Gardner, Jeff*	84	1991
Gaspar, Rod	84	1970
Magadan, Dave	84	1986
Cipot, Ed	82	1979
Mangual, Pepe	81	1978
Hurdle, Clint	79	1984
McKnight, Jeff*	79	1989
Milliard, Ralph	79	1998
Trapp, Randy	79	1976
Allen, Ron	76	1971
Cubbage, Mike	76	1982
David, Andre	76	1987

*Led League

AT-BATS IN A SEASON

Cervenak, Mike*	554	2007
Elster, Kevin*	549	1987
Álvarez, Pedro*	547	2017
Andino, Robert	546	2011
Walker, Christian*	534	2015
Barnes, Lute*	531	1973
Wilson, Mookie	529	1979
Diaz, Victor	528	2004
Blocker, Terry	525	1987
Carreon, Mark	525	1987
Álvarez, Dariel*	524	2016
Mountcastle, Ryan*	520	2019
Pemberton, Brock	520	1976
Harris, Brendan	516	2011
Pagan, Angel	516	2005
Wilson, Mookie	515	1980
Álvarez, Dariel	512	2015
Wynne, Marvell	512	1982
Theodore, George	510	1972
Franco, Matt	508	1996

TRIPLES IN A SEASON

Wilson, Mookie*	14	1980
Howard, Mike	10	1982
Pagan, Angel	10	2005
Wilson, Mookie	10	1979
Agbayani, Benny	9	1996
Canzano, Tony	9	1969
Martinez, Teddy	9	1970
Vail, Mike*	9	1975
Barnes, Lute	8	1972
Bullock, Eric	8	1993
Fahey, Brandon	8	2007
Gardenire, Ron	8	1981
Terrero, Luis	8	2008
Elster, Kevin	7	1987
Garcia, Omar	7	1995
Gosger, Jim	7	1974
Mangual, Pepe	7	1977
Pemberton, Brock	7	1976
Theodore, George	7	1972
Tillman, Rusty	7	1983
Wynne, Marvell	7	1982

STRIKEOUTS IN A SEASON

Costanzo, Mike	159	2008
Escobar, Alex	146	2001
Hall, Bill	141	2012
Walker, Christian	138	2016
Álvarez, Pedro	137	2017
Washington, David	137	2017
Walker, Christian	136	2015
Diaz, Victor*	133	2004
Beane, Billy*	130	1985
Mountcastle, Ryan	130	2019
Avery, Xavier	123	2016
Mancini, Trey	123	2016
Tracy, Andy	123	2002
Hughes, Rhyne	121	2010
Rosa, Garabez	121	2018
Pridie, Jason	120	2013
Brant, Marshall*	119	1979
Mangual, Pepe	119	1977
Bell, Josh	118	2011
Terrero, Luis	118	2008

*Led League

TOP TRIPLE-A SEASON PITCHING PERFORMANCES

WINS IN A SEASON

Bibby, Jim*	15	1971
Fyhrie, Mike*	15	1996
Scobie, Jason*	15	2005
Matlack, Jon	14	1969
Parker, Harry	14	1972
Capra, Buzz	13	1971
Gardiner, Mike	13	1996
Holman, Scott	13	1979
Jackson, Roy Lee	13	1977
Latham, Bill	13	1985
Lynch, Ed	13	1980
Scott, Mike	13	1980
Swan, Craig	13	1975
Todd, Jackson	13	1976
Walker, Pete*	13	2001

16 pitchers tied at 12 victories

LOWEST ERA IN A SEASON

West, David*	1.80	1988
Holman, Scott*	1.99	1979
Capra, Buzz*	2.19	1971
Swan, Craig	2.24	1975
Laxton, Bill	2.49	1975
Parker, Harry	2.61	1972
Espinosa, Nino	2.62	1975
Biercevicz, Greg	2.64	1982
Vaughn, DeWayne*	2.66	1987
Latham, Bill	2.68	1985
Griffiths, Jeremy*	2.74	2003
Niemann, Randy	2.76	1985
Moore, Tommy	2.80	1972
Mitchell, John	2.84	1988
Jacome, Jason	2.84	1994
Glass, John	2.85	1973
Todd, Jackson	2.91	1976
Jones, Chris	2.94	2015
Gaff, Brent	2.94	1981
Scott, Mike	2.96	1980

To qualify, a pitcher must have thrown 0.8 innings per team game (112.0 IP in 140-game season)

GAMES STARTED IN A SEASON

Bernard, Dwight	29	1977
Scott, Mike*	29	1978
Beatty, Blaine*	28	1991
Bittiger, Jeff*	28	1983
Gozzo, Mauro	28	1993
Reed, Rick*	28	1996
Sterling, Randy	28	1974
Sterling, Randy	28	1975
Beatty, Blaine	27	1989
Darling, Ron	27	1983
Dixon, Tom	27	1981
Fyhrie, Mike	27	1996
Hernandez, Manny	27	1990
Hillman, Eric	27	1991
Jackson, Roy Lee	27	1977
Leary, Tim	27	1983
Mitchell, John	27	1986
Mitchell, John	27	1988
Murray, Dan	27	1999
Parker, Harry	27	1972
Raziano, Barry	27	1972
Sauerbeck, Scott	27	1998
Telgheder, Dave	27	1992
Withem, Shannon	27	1997

WINNING PCT. IN A SEASON

Schulze, Don*	.917	11-1	1987
Terrell, Walt*	.909	10-1	1983
Dougherty, Jim*	.909	10-1	1997
Hillman, Eric*	.909	10-1	1994
Wright, Mike*	.900	9-1	2015
Isringhausen, Jason*	.900	9-1	1995
Frisella, Danny*	.846	11-2	1969
Hillman, Eric*	.818	9-2	1992
Mimbs, Mark	.818	9-2	1998
Taylor, Chuck	.818	9-2	1972
Gardiner, Mike*	.813	13-3	1996
Capra, Buzz	.813	13-3	1971
Dewey, Mark*	.800	12-3	1991
Crawford, Joe	.800	8-2	1997
Corey, Mark	.800	8-2	2001
Latham, Bill	.786	11-3	1984
Walker, Pete	.765	13-4	2001
West, David*	.750	12-4	1988
Bohanon, Brian	.750	9-3	1997
Phillips, Zach	.750	9-3	2016

Minimum 10 decisions

STRIKEOUTS IN A SEASON

Berenguer, Juan*	178	1980
Hernandez, Manny*	157	1990
Bibby, Jim	150	1971
Matlack, Jon	146	1970
Matlack, Jon	145	1971
West, David	143	1988
Puleo, Charlie	133	1981
Valera, Julio	133	1990
Jackson, Roy Lee	132	1978
Raziano, Barry	132	1972
Akin, Keegan*	131	2019
Moore, Tommy	131	1974
Berenguer, Juan	130	1978
Webb, Hank	130	1974
Reed, Rick	128	1996
Jones, Bobby	126	1993
Gardiner, Mike	125	1996
Todd, Jackson	125	1976
Fernandez, Sid	123	1984
Heilman, Aaron	123	2004

SAVES IN A SEASON

Doyle, Cory	29	2007
Asencio, Jairo*	28	2013
Wallace, Derek*	26	1996
Drake, Oliver	23	2015
Henriquez, Oscar	23	1999
Worrell, Mark	21	2011
Gardner, Wes*	20	1984
Sarfate, Dennis	20	2010
Welch, Mike	20	1997
Cook, Mike	19	1994
Henriquez, Oscar	19	2001
Innis, Jeff	19	1990
Gardner, Wes*	18	1985
Miller, Jim	17	2009
Beato, Pedro	16	2015
Bell, Heath	16	2004
Bernard, Dwight	16	1979
Meek, Evan	16	2014
Parra, Jose	16	2004
Wallace, Derek	16	1998

WALKS IN A SEASON

Ownbey, Rick	112	1982
Bittiger, Jeff*	111	1983
Bibby, Jim	109	1971
Moore, Tommy*	103	1974
Darling, Ron	102	1983
West, David*	97	1988
Darling, Ron	95	1982
Holman, Scott	95	1982
Dixon, Tom	93	1981
Tate, Randy	93	1976
Berenguer, Juan	91	1978
Matlack, Jon	90	1970
Grose, Jeff	88	1976
Gamboa, Eddie*	84	2015
Scott, Mike	83	1978
Bernard, Dwight	79	1977
Bernard, Dwight	77	1975
Berenguer, Juan	76	1980
Sterling, Randy	75	1973
Glass, John	74	1973

HR ALLOWED IN A SEASON

Roberts, Chris*	24	1995
van den Hurk, Rick	23	2011
Murray, Dan	22	1999
Anderson, Craig	21	2008
Middlebrook, Jason	21	2003
Withem, Shannon	21	1997
Herb, Tyler	20	2019
Lewis, Richie	19	1999
Matlack, Jon	19	1969
Beatty, Blaine	18	1991
Connors, Bill	18	1969
Darling, Ron	18	1982
Junge, Eric	18	2005
Gardiner, Mike	18	1996
Rogers, Josh	18	2019
Strange, Pat	18	2004
Bascom, Tim	17	2010
Tillman, Chris	17	2011

11 pitchers tied at 16 home runs allowed

LOSSES IN A SEASON

Leary, Tim*	16	1983
Berenguer, Juan*	15	1980
Tate, Randy*	14	1976
Telgheder, Dave*	14	1992
Bernard, Dwight	13	1977
Connors, Bill*	13	1969
Holman, Scott*	13	1984
Sauerbeck, Scott	13	1998
Roberts, Chris*	13	1995
van den Hurk, Rick	13	2011
Marshall, Randy	13	1992
Moore, Tommy	12	1974
Grose, Jeff	12	1976
Raziano, Barry	12	1972
Hillman, Eric	12	1991
Juran, Timothy	12	1974
Johnson, Jim	12	2007
Pauley, David	12	2009
Dixon, Tom	12	1980

20 pitchers tied at 11 losses

HITS ALLOWED IN A SEASON

Gozzo, Mauro*	208	1993
Todd, Jackson	204	1976
Sterling, Randy	198	1974
Roberts, Chris	197	1995
Scott, Mike	196	1978
Beatty, Blaine	192	1991
Roa, Joe	184	1994
Hillman, Eric	184	1991
Bruhert, Mike	182	1977
Bernard, Dwight	181	1977
Sterling, Randy	178	1975
Sauerbeck, Scott	178	1998
Matlack, Jon	176	1969
Jackson, Roy Lee	176	1978
Bittiger, Jeff	175	1983
Raziano, Barry	174	1972
Jackson, Roy Lee	174	1977
Beatty, Blaine	173	1989
Telgheder, Dave	173	1992
Young, Anthony	172	1991

*Led League

*Led League

*Led League

INDIVIDUAL CAREER BATTING PERFORMANCES

CAREER HITS

Springer, Steve	717
Blocker, Terry	529
Toca, Jorge	456
Flores, Gil	450
Staiger, Roy	435
Carreon, Mark	419
Baez, Kevin	400
Agbayani, Benny	369
McKnight, Jeff	358
Barnes, Lute	355
Gardner, Jeff	350
Alvarez, Dariel	344
Norman, Dan	325
Gardenhire, Ron	320
Gosger, Jim	318
Diaz, Victor	315
Gibbons, John	314
Stanton, Leroy	313
Walker, Christian	313
Hurdle, Clint	310

CAREER HOME RUNS

Rajsich, Gary	52
Hurdle, Clint	50
Springer, Steve	49
Diaz, Victor	43
Petagine, Roberto	43
Stanton, Leroy	42
Walker, Christian	42
Allen, Ron	40
Johnson, Mark	39
Norman, Dan	39
Agbayani, Benny	38
Huskey, Butch	38
Brant, Marshall	36
Carreon, Mark	36
Jorgensen, Mike	36
Toca, Jorge	36
Staiger, Roy	35
Álvarez, Pedro	34
Baldwin, Billy	34
Bell, Josh	33

CAREER STOLEN BASES

Flores, Gil	113
Blocker, Terry	110
Wilson, Mookie	103
Snead, Esix	101
Tarver, La Schelle	74
Mangual, Pepe	71
Agbayani, Benny	64
Chapman, Kelvin	64
Carreon, Mark	62
Burnitz, Jeromy	58
Avery, Xavier	57
Borbon, Julio	57
Tillman, Rusty	53
Howard, Mike	52
Angle, Matt	51
Giles, Brian	51
Backman, Wally	50
Torres, Eider	50
Gardenhire, Ron	48
Basak, Chris	47
Trapp, Randy	47

CAREER AVERAGE

Perez, Timo	.365
Salazar, Oscar	.333
Haney, Todd	.328
Tarver, La Schelle	.319
Petagine, Roberto	.318
Keppinger, Jeff	.317
Scutaro, Marco	.316
Stanton, Leroy	.314
Mountcastle, Ryan	.312
Jorgensen, Mike	.310
Elster, Kevin	.310
Clevenger, Steve	.308
Donnels, Chris	.302
Martinez, Ted	.302
Agbayani, Benny	.298
Milligan, Randy	.298
Redman, Tike	.296
Flores, Gil	.295
Fiorentino, Jeff	.295
Pemberton, Brock	.294

To qualify, a batter must have 500 career at-bats

CAREER RBI

Springer, Steve	320
Carreon, Mark	231
Staiger, Roy	231
Toca, Jorge	217
Hurdle, Clint	214
Agbayani, Benny	195
Stanton, Leroy	195
Blocker, Terry	185
Diaz, Victor	175
Reed, Darren	171
Baez, Kevin	171
Norman, Dan	167
Petagine, Roberto	165
Snyder, Brandon	157
Walker, Christian	157
Baldwin, Billy	148
Huskey, Butch	147
Gibbons, John	145
Gosger, Jim	145
McKnight, Jeff	143

CAREER RUNS SCORED

Springer, Steve	327
Blocker, Terry	253
Flores, Gil	245
Carreon, Mark	216
Agbayani, Benny	200
Toca, Jorge	195
McKnight, Jeff	189
Gosger, Jim	186
Chapman, Kelvin	182
Hurdle, Clint	180
Wilson, Mookie	180
Staiger, Roy	174
Baez, Kevin	173
Barnes, Lute	169
Giles, Brian	167
Haney, Todd	166
Mangual, Pepe	162
Hoes, L.J.	161
Norman, Dan	160
Gardenhire, Ron	159
Gardner, Jeff	159

CAREER GAMES

Springer, Steve	720
Baez, Kevin	519
Blocker, Terry	503
Staiger, Roy	481
Flores, Gil	452
Toca, Jorge	449
McKnight, Jeff	426
Barnes, Lute	408
Carreon, Mark	389
Chapman, Kelvin	389
Gardner, Jeff	377
Gibbons, John	372
Hurdle, Clint	364
Gosger, Jim	362
Cipot, Ed	362
Agbayani, Benny	348
Dejohn, Mark	348
Giles, Brian	347
Gardenhire, Ron	345
Reed, Darren	338

CAREER DOUBLES

Springer, Steve	115
Toca, Jorge	89
Baez, Kevin	83
Carreon, Mark	82
Alvarez, Dariel	79
Reed, Darren	77
Hurdle, Clint	75
Giles, Brian	73
Walker, Christian	72
Redman, Prentice	71
Franco, Matt	69
Staiger, Roy	68
Norman, Dan	67
Agbayani, Benny	66
Diaz, Victor	63
Velandia, Jorge	63
McKnight, Jeff	62
Snyder, Brandon	61
Dosch, Drew	60
Gibbons, John	60

CAREER WALKS

Hurdle, Clint	231
Mangual, Pepe	207
Flores, Gil	200
Gardner, Jeff	194
McKnight, Jeff	193
Gosger, Jim	190
Springer, Steve	187
Cipot, Ed	178
Backman, Wally	165
Agbayani, Benny	164
Chapman, Kelvin	162
Barnes, Lute	156
Trapp, Randy	154
Baez, Kevin	146
Gibbons, John	145
Miller, Rich	145
Reed, Darren	143
Giles, Brian	142
Staiger, Roy	142
Carreon, Mark	139

CAREER YEARS

Baez, Kevin	6
Chapman, Kelvin	6
Flores, Gil	6
Springer, Steve	6
Agbayani, Benny	5
Basak, Chris	5
Blocker, Terry	5
Carreon, Mark	5
Castillo, Alberto	5
Franco, Matt	5
McKnight, Jeff	5
Payton, Jay	5
Toca, Jorge	5
Urrutia, Henry	5
Wilson, Vance	5

CAREER TRIPLES

Wilson, Mookie	24
Gardenhire, Ron	18
Springer, Steve	18
Agbayani, Benny	17
Blocker, Terry	17
Howard, Mike	16
Barnes, Lute	14
Martinez, Teddy	14
Tillman, Rusty	14
Norman, Dan	13
Pagan, Angel	13
Payton, Jay	13
Yastrzemski, Mike	13
Basak, Chris	12
Gosger, Jim	12
Reed, Darren	12
Burnitz, Jeromy	11
Davis, Blake	11
Mangual, Pepe	11
Canzano, Tony	10
Carreon, Mark	10
Flores, Gil	10
Haney, Todd	10
Miller, Rich	10
Redman, Tike	10

CAREER ON-BASE PCT.

Petagine, Roberto	.426
Donnels, Chris	.422
Haney, Todd	.415
Milligan, Randy	.412
Backman, Wally	.409
Mangual, Pepe	.403
Perez, Timo	.403
Jorgensen, Mike	.399
Tarver, La Schelle	.393
Torve, Kelvin	.388
Scutaro, Marco	.386
Johnson, Mark	.383
Agbayani, Benny	.383
Salazar, Oscar	.382
Hurdle, Clint	.382
Flores, Gil	.380
Gardner, Jeff	.380
Fiorentino, Jeff	.378
Allen, Ron	.376
Clevenger, Steve	.375
Reimold, Nolan	.375

To qualify, a batter must have 500 career at-bats

INDIVIDUAL CAREER PITCHING PERFORMANCES

CAREER WINS

Jackson, Roy Lee	39
Matlack, Jon	37
Mitchell, John	36
Holman, Scott	33
Sterling, Randy	32
Bittiger, Jeff	31
Mitchell, Andy	31
Scott, Mike	31
Hillman, Eric	30
Leach, Terry	30
Tillman, Chris	30
Anderson, Rick	29
Gaff, Brent	28
Latham, Bill	27
Moore, Tommy	27
Strange, Pat	26
Telgheder, Dave	26
Bernard, Dwight	25
Dixon, Tom	25
Beatty, Blaine	24

CAREER ERA

Drake, Oliver	1.85
West, David	2.00
Mimbs, Mark	2.08
Isringhausen, Jason	2.11
Fernandez, Sid	2.30
Gardner, Wes	2.31
Myers, Randy	2.32
Innis, Jeff	2.37
Baldwin, Rick	2.45
Laxton, Bill	2.49
Harris, Greg	2.51
Glynn, Ed	2.54
Rodriguez, Richard	2.61
Parker, Harry	2.61
Olwine, Ed	2.62
Beato, Pedro	2.65
Swan, Craig	2.66
Gabino, Armando	2.67
Eveland, Dana	2.68
Espinosa, Nino	2.75

Minimum 100.0 innings pitched

CAREER GAMES STARTED

Mitchell, John	88
Holman, Scott	80
Sterling, Randy	79
Jackson, Roy Lee	77
Bittiger, Jeff	75
Matlack, Jon	74
Telgheder, Dave	73
Tillman, Chris	73
Moore, Tommy	70
Scott, Mike	70
Wright, Mike	70
Edens, Tom	68
Bernard, Dwight	65
Dixon, Tom	65
Hillman, Eric	61
Webb, Hank	61
Johnson, Steve	60
Pacella, John	58
Gaff, Brent	56
Latham, Bill	56
Seo, Jae Wong	56

CAREER WINNING PCT.

Gardiner, Mike	.813	13-3
Frisella, Danny	.783	18-5
Isringhausen, Jason	.750	12-4
Drummond, Tim	.733	11-4
Williams, Jimmy	.733	11-4
Laxton, Bill	.733	11-4
Cram, Jerry	.720	18-7
Baldwin, Rick	.706	12-5
West, David	.704	19-8
Capra, Buzz	.688	22-10
Plummer, Dale	.680	17-8
Phillips, Zach	.667	12-6
Walker, Pete	.667	20-10
Bibby, Jim	.655	19-10
Terrell, Walt	.654	17-9
Espinosa, Nino	.652	15-8
Crawford, Joe	.652	15-8
Hausman, Tom	.647	11-6
Fernandez, Sid	.647	11-6
Hillman, Eric	.638	30-17

Minimum 15 decisions

CAREER STRIKEOUTS

Matlack, Jon	390
Jackson, Roy Lee	387
Tillman, Chris	350
Moore, Tommy	343
Anderson, Rick	341
Johnson, Steve	339
Telgheder, Dave	328
Berenguer, Juan	308
Dixon, Tom	293
Webb, Hank	287
Wright, Mike	287
Leach, Terry	281
Raziano, Barry	278
Bernard, Dwight	275
Strange, Pat	267
Valera, Julio	267
Mitchell, John	250
Roach, Jason	249
Bell, Heath	246
Bittiger, Jeff	246

CAREER SAVES

Wallace, Derek	49
Henriquez, Oscar	46
Bell, Heath	43
Gardner, Wes	38
Innis, Jeff	38
Drake, Oliver	33
Miller, Jim	30
Doyle, Cory	29
Asencio, Jairo	28
Glynn, Ed	23
Leach, Terry	23
Welch, Mike	22
Worrell, Mark	21
Beato, Pedro	20
Cornejo, Mardie	20
Sarfate, Dennis	20
Tam, Jeff	20
Cook, Mike	19
Moore, Brad	19
Savage, Jack	19

CAREER WALKS

Bernard, Dwight	261
Moore, Tommy	258
Holman, Scott	234
Bittiger, Jeff	216
Matlack, Jon	211
Jackson, Roy Lee	208
Anderson, Rick	202
Darling, Ron	197
Mitchell, John	181
Sterling, Randy	181
Dixon, Tom	178
Raziano, Barry	177
Scott, Mike	177
Webb, Hank	177
Berenguer, Juan	175
Edens, Tom	175
Mitchell, Andy	157
Strange, Pat	157
Johnson, Steve	155
Pacella, John	155

CAREER LOSSES

Bernard, Dwight	37
Dixon, Tom	32
Holman, Scott	31
Mitchell, John	31
Sterling, Randy	31
Telgheder, Dave	31
Jackson, Roy Lee	29
Tillman, Chris	29
Moore, Tommy	28
Webb, Hank	26
Raziano, Barry	26
Pacella, John	26
Bittiger, Jeff	25
Matlack, Jon	25
Anderson, Rick	25
Roach, Jason	24
Strange, Pat	23
Johnson, Steve	23
Leary, Tim	23

6 pitchers tied at 22 losses

CAREER INNINGS PITCHED

Mitchell, John	589.1
Jackson, Roy Lee	559.0
Anderson, Rick	558.2
Sterling, Randy	536.0
Matlack, Jon	511.0
Telgheder, Dave	496.1
Bernard, Dwight	494.0
Moore, Tommy	479.0
Holman, Scott	474.1
Scott, Mike	463.0
Leach, Terry	457.2
Edens, Tom	442.0
Dixon, Tom	433.2
Bittiger, Jeff	429.1
Hillman, Eric	420.0
Gaff, Brent	419.0
Mitchell, Andy	400.1
Strange, Pat	395.2
Raziano, Barry	395.0
Wright, Mike	389.2

CAREER APPEARANCES

Anderson, Rick	193
Leach, Terry	183
Bell, Heath	160
Miller, Jim	158
Glynn, Ed	148
Plummer, Dale	141
Wallace, Derek	140
Bernard, Dwight	129
Innis, Jeff	128
Beato, Pedro	128
Castillo, Alberto	128
Mitchell, Andy	124
Stewart, Scott	117
Guerra, Mark	117
Jackson, Roy Lee	110
Johnson, Steve	110
Henriquez, Oscar	108
Olwine, Ed	105
Phillips, Zach	105
Rodriguez, Richard	103

CAREER YEARS PITCHED

Anderson, Rick	7
Bell, Heath	6
Johnson, Steve	6
Leach, Terry	6
Myrick, Bob	6
Tillman, Chris	6
Bernard, Dwight	5
Britton, Zach	5
Bruhert, Mike	5
Clark, Zach	5
Gaff, Brent	5
Gamboa, Eddie	5
Glynn, Ed	5
Wright, Mike	5

CAREER COMPLETE GAMES

Matlack, Jon	29
Moore, Tommy	28
Sterling, Randy	26
Swan, Craig	23
Capra, Buzz	20
Mitchell, John	20
Dixon, Tom	19
Webb, Hank	18
Lynch, Ed	17
Scott, Mike	17
Berenguer, Juan	15
Bibby, Jim	15
Frisella, Danny	15
Glass, John	15
Jackson, Roy Lee	15
Todd, Jackson	15
Espinosa, Nino	14
Raziano, Barry	14
Gaff, Brent	13
Holman, Scott	13
Parker, Harry	13

TIDES BATTING RECORDS AS ORIOLES AFFILIATE (2007-)

CAREER					SEASON				
BATTING AVG. <i>(minimum 500 at-bats)</i>		GAMES	AT BATS		BATTING AVG. <i>(minimum 350 at-bats)</i>		GAMES	AT BATS	
Salazar, Oscar	.333	Walker, Christian	313	Alvarez, Daniel	1209	Salazar, Oscar ('08)	.316	Cervenak, Mike ('07)	140
Mountcastle, Ryan	.312	Alvarez, Daniel	304	Walker, Christian	1204	Almanzar, Michael ('15)	138	Álvarez, Pedro ('17)	547
Clevenger, Steve	.308	Davis, Blake	300	Hoes, L.J.	1078	Fiorentino, Jeff ('09)	.312	Álvarez, Pedro ('17)	138
Redman, Tike	.296	Snyder, Brandon	285	Snyder, Brandon	1049	Mountcastle, Ryan ('19)	.312	Walker, Christian ('15)	138
Fiorentino, Jeff	.295	Avery, Xavier	284	Davis, Blake	1011	Williams, Mason ('19)	.308	Harris, Brendan ('11)	136
						Torres, Eider ('08)	.307		
HITS		DOUBLES		HITS		DOUBLES		HITS	
Hoes, L.J.	161	Alvarez, Daniel	344	Alvarez, Daniel	79	Mountcastle, Ryan ('19)	81	Mountcastle, Ryan ('19)	162
Walker, Christian	147	Walker, Christian	313	Walker, Christian	72	Redman, Tike ('08)	77	Cervenak, Mike ('07)	157
Alvarez, Daniel	137	Hoes, L.J.	302	Snyder, Brandon	61	Salazar, Oscar ('08)	73	Alvarez, Daniel ('16)	151
Avery, Xavier	131	Snyder, Brandon	269	Dosch, Drew	60	Terrero, Luis ('08)	73	Torres, Eider ('08)	145
Redman, Tike	130	Urrutia, Henry	261	Salazar, Oscar	59	Andino, Robert ('10)	72	Andino, Robert ('10)	144
TRIPLES		RUNS BATTED IN		TRIPLES		HOME RUNS		RUNS BATTED IN	
Yastrzemski, Mike	13	Walker, Christian	42	Snyder, Brandon	157	Fahey, Brandon ('07)	8	Álvarez, Pedro ('17)	26
Davis, Blake	11	Álvarez, Pedro	34	Walker, Christian	157	Terrero, Luis ('08)	8	Mountcastle, Ryan ('19)	25
Redman, Tike	10	Bell, Josh	32	Alvarez, Daniel	140	Redman, Tike ('07)	6	Aubrey, Michael ('10)	22
Avery, Xavier	8	Hughes, Rhyne	28	Salazar, Oscar	128	Schafer, Logan ('17)	6	Bell, Josh ('11)	19
Fahey, Brandon	8	Reimold, Nolan	27	Yastrzemski, Mike	122	Stern, Adam ('07)	6	Walker, Christian ('16)	18
Terrero, Luis	8					Torres, Eider ('08)	6	Walker, Christian ('15)	18
STOLEN BASES		WALKS		STOLEN BASES		STRIKEOUTS		WALKS	
Avery, Xavier	57	Walker, Christian	323	Hoes, L.J.	135	Borbon, Julio ('14)	34	Hoes, L.J. ('13)	58
Borbon, Julio	57	Avery, Xavier	302	Avery, Xavier	119	Torres, Eider ('08)	28	Berry, Quintin ('14)	57
Angle, Matt	51	Snyder, Brandon	256	Yastrzemski, Mike	117	Angle, Matt ('11)	27	Hoffmann, Jamie ('12)	54
Torres, Eider	50	Hughes, Rhyne	254	Reimold, Nolan	116	Christian, Justin ('09)	26	Reimold, Nolan ('10)	54
Redman, Tike	38	Yastrzemski, Mike	247	Walker, Christian	107	Hudson, Kyle ('11)	26	Stewart, DJ ('18)	54
						Salazar, Jeff ('10)	26		

TIDES PITCHING RECORDS AS ORIOLES AFFILIATE (2007-)

CAREER					SEASON				
ERA <i>(minimum 100.0 innings pitched)</i>		WINS	LOSSES		ERA <i>(minimum 90.0 IP)</i>		WINS	LOSSES	
Drake, Oliver	1.85	Mitchell, Andy	31	Tillman, Chris	29	Tillman, Chris ('09)	2.70	Mitchell, Andy ('08)	12
Rodriguez, Richard	2.61	Tillman, Chris	30	Johnson, Steve	23	Davies, Zach ('15)	2.84	Mitchell, Andy ('09)	11
Beato, Pedro	2.65	Wright, Mike	22	Gamboa, Eddie	22	Johnson, Steve ('12)	2.86	Tillman, Chris ('10)	11
Gabino, Armando	2.67	Arrieta, Jake	21	Mitchell, Andy	22	Jones, Chris ('15)	2.94	Kester, Tim ('07)	9
Davies, Zach	2.84	Jones, Chris	20	Wright, Mike	22	Anderson, Craig ('07)	2.98	Melville, Tim ('18)	9
STRIKEOUTS		APPEARANCES		GAMES STARTED		STRIKEOUTS		GAMES STARTED	
Tillman, Chris	350	Miller, Jim	158	Tillman, Chris	73	Akin, Keegan ('19)	131	Olson, Garrett ('08)	9
Johnson, Steve	339	Beato, Pedro	128	Wright, Mike	70	Olson, Garrett ('08)	120	Waters, Chris ('08)	9
Wright, Mike	287	Castillo, Alberto	128	Johnson, Steve	60	Johnson, Jim ('07)	109	Wright, Mike ('15)	9
Jones, Chris	237	Mitchell, Andy	124	Wilson, Tyler	55	Pauley, David ('09)	108		
Arrieta, Jake	234	Johnson, Steve	110	Mitchell, Andy	47	VandenHurk, Rick ('11)	108		
SAVES		SHUTOUTS		INNINGS PITCHED		SAVES		INNINGS PITCHED	
Drake, Oliver	33	Arrieta, Jake	2	Tillman, Chris	403.2	Doyne, Cory ('07)	29	Beato, Pedro ('16)	65
Miller, Jim	30	Matusz, Brian	2	Mitchell, Andy	400.1	Asencio, Jairo ('13)	28	Beato, Pedro ('15)	63
Doyne, Cory	29	Tillman, Chris	2	Wright, Mike	389.2	Drake, Oliver ('15)	23	Miller, Jim ('09)	54
Asencio, Jairo	28	Bergesen, Brad	1	Johnson, Steve	354.2	Worrell, Mark ('11)	21	Green, Steve ('07)	52
Worrell, Mark	21	Clark, Zach	1	Jones, Chris	340.1	Sarfate, Dennis ('10)	20	Worrell, Mark ('11)	52
WINNING PCT <i>(minimum 15 decisions)</i>		WALKS		COMPLETE GAMES		WINNING PCT <i>(minimum 10 decisions)</i>		SHUTOUTS	
Phillips, Zach	.667 12-6	Gamboa, Eddie	157	Tillman, Chris	3	Wright, Mike ('15)	.900 9-1	Tillman, Chris ('10)	2
Junge, Eric	.588 10-7	Mitchell, Andy	157	Arrieta, Jake	2	Phillips, Zach ('16)	.750 9-3	Several Tied with 1	
Mitchell, Andy	.585 31-22	Johnson, Steve	155	Johnson, Jim	2	Garcia, Freddy ('13)	.727 8-3		
Arrieta, Jake	.553 21-17	Tillman, Chris	126	Matusz, Brian	2	Anderson, Craig ('07)	.700 7-3		
Rodriguez, Richard	.550 11-9	Arrieta, Jake	109	Several Tied with 1		Mitchell, Andy ('09)	.688 11-5		
								COMPLETE GAMES	
								Johnson, Jim ('07)	2
								Tillman, Chris ('10)	2
								Several Tied with 1	
								WALKS	
								Gamboa, Eddie ('15)	84
								Akin, Keegan ('19)	61
								Mitchell, Andy ('08)	58
								George, Chris ('11)	56
								Ysla, Luis ('19)	55

THE LAST TIME IT HAPPENED

FOR THE TIDES

Hitting

Hit For The Cycle:Timo Perez, 6/9/00 vs. COL
 Inside-The Park HR.....Breyvic Valera, 7/26/18 vs. SYR (G2) (13th inning walk-off)
 Pinch-Hit Home RunChance Sisco, 5/14/17 @ IND
 Pinch-Hit Grand SlamDerek Lee, 8/15/95 @ CHA
 5-Hit Game.....Renato Núñez, 6/22/18 @ LOU
 6-Hit GameRoy Foster, 7/17/69 at ROC (12 innings)
 3 Home Runs in a GameRyan Mountcastle, 6/2/19 vs. LOU
 Walk-Off Home RunRyan Mountcastle, 6/1/19 vs. LOU (solo HR, 9th inning)
 Walk-Off Inside-The-Park HR.....Breyvic Valera, 7/26/18 vs. SYR (G2) (2-run HR, 13th inning)
 Walk-Off Pinch-Hit HR.....Tagg Bozied, 7/30/16 vs. RMD (2-run HR, 9th inning)
 Home Run Hit By PitcherRick Reed, 6/4/96 vs. CHA
 7-RBI game.....DJ Stewart, 5/8/19 vs. PAW
 Steal of HomeCedric Mullins, 6/30/19 vs. CHA
 4 Stolen Bases in a GameMatt Angle, 7/26/11 @ TOL
 Batter Strikes out 5 TimesDavid Adams, 4/26/14 vs. COL
 Batter Homers in 4 Straight GamesMark Johnson, April 8-11, 2000
 Batter Homers in Triple-A Debut.....Chris Clare, 7/6/19 @ CHA
 Tides Hit 5 HR in a Game8/17/16 @ SWB
 Tides Score 10 or More in an Inning7/20/19 vs. LHV (10 runs in 2nd inning)
 Tides Score 20 Runs in a game.....4/19/16 @ CHA (20-4 win)

Pitching

7-Inning Perfect GameJohn Mitchell, 6/27/88 vs. IND
 9-Inning No-Hitter.....Chris Tillman, 4/28/10 @ GWN
 7-Inning No-HitterSteve Trachsel, 5/20/01 vs. OTT (Rehab Start)
 Complete Game, 9-Inning 1-Hit ShutoutChris Tillman, 7/5/10 @ CHA
 Complete Game, 9-Inning Shutout.....Zach Clark, 8/31/12 vs. GWN
 Pitcher Throws Back-to-Back CG Shutouts.....Jason Isringhausen, 6/13 & 6/18, 1995
 Tides Pitch Three Straight Shutouts5/28-5/31, 1997
 Pitcher strikes out side on 9 pitches.....Dennis Sarfate, 5/23/10 vs. ROC
 Combined One-Hit Shutout7/27/17 vs. SWB
 Use Seven Pitchers in a Game8/7/18 vs. SWB (7 pitchers in 9 innings)
 Tides Lose No-Hitter in 9th-inning8/3/16 @ DUR (single with 1 out in 9th inning)
 Tides Lose Despite Allowing 1 Hit.....6/14/13 vs. LOU (G2)
 Pitcher Earns Win In Triple-A Debut.....Lucas Long, 7/18/18 @ BUF

Miscellaneous

Tides Turn a Triple Play8/11/15 vs. DUR (5-4-3 Triple Play)
 Tides Play Four Straight Extra-Inning Games5/28-31, 2011
 Tides Score 10 or More in 3 Straight Games7/30-8/1, 1995
 Tides Throw Shutout in Back-To-Back Games8/11/19 vs. SYR & 8/13/19 @ PAW
 Game Ends in Tie8/5/07 vs. IND (Game called due to rain, 2-2 in 8th inning)
 Outfielder registers 3 assists in a game.....Quintin Berry, 6/28/14 @ ROC
 Position Player Earns Pitching Victory.....L.J. Hoes, 8/24/16 vs. ROC (13 innings)
 Tides play three straight games with same score.....6/24-6/28, 2015 (5-4 wins)
 Tides sweep 5-game series7/19-22/18 @ ROC

AGAINST THE TIDES

Hitting

Hit For The Cycle:Ryan Cordell, 4/10/19 @ CHA
 Inside-The Park Home RunReggie Taylor, 4/17/04 @ LOU
 5-Hit GameJaylin Davis, 7/23/19 @ ROC
 6-Hit GameMichael Coleman, 6/4/99 at PAW (Coleman had 7 hits)
 3 Home Runs in a Game.....Wilin Rosario, 7/23/19 @ ROC
 Team Hits Back-to-Back-to-Back HRs.....8/22/16 vs. DUR (Gillaspie, Motter, Decker)
 Walk-Off Grand SlamMike Costanzo, 5/8/14 @ LOU (9th inning)
 Home Run to Lead Off GameDrew Maggi, 7/23/19 @ ROC
 8-RBI GameAustin Riley, 5/13/18 @ GWN
 Team Hits 6 Home Runs in a Game5/24/19 @ GWN
 Team Scores 10 or More in an Inning.....5/15/18 vs. IND (10 runs in 2nd inning)
 Batter Strikes out 5 Times.....Gary Matthews, Jr., 6/26/10 vs. LOU
 Steal of HomeDarin Mastroianni, 8/4/14 @ BUF

Pitching

7-Inning Perfect Game.....Joe Niekro, 7/16/72 at TOL
 9-Inning No-Hitter.....Ian Snell, 5/15/05 at IND
 7-Inning No-HitterJoe Niekro, 7/16/72 at TOL (Perfect Game)
 Complete Game, 9-Inning ShutoutMichael Lorenzen, 8/16/15 @ LOU
 Combined One-Hit Shutout.....4/9/19 @ CHA (Game 1 of DH), (CHA 3, NOR 0)

Miscellaneous

Tides hit into Triple Play.....9/11/15 vs COL (Playoff Game)
 Pitcher Strikes out 4 Tides in an InningJeff Manship, 7/17/12 vs. ROC

TIDES NO-HITTER HISTORY

Tides 9-inning No-Hitters

Chris Tillman, 4/28/10 at Gwinnett
 Dave Telgheder, 5/15/92 vs. Pawtucket

Tides 7-inning No-Hitters

Steve Trachsel, 5/29/01 vs. Ottawa (Rehab appearance)
 John Mitchell, 6/27/88 vs. IND (Perfect game)
 Hank Webb, 6/7/74 vs. ROC
 Tommie Moore, 8/6/72 vs. ROC

Opponent 9-inning No-Hitters

Ian Snell, 5/15/05 at IND
 Jim Burton, 6/8/75 at PAW

Opponent 7-inning No-Hitters

Joe Niekro, 7/16/72 at TOL (Perfect Game)



Chris Tillman fired a no-hitter at Gwinnett on April 28, 2010. He struck out six and issued one walk in Norfolk's 6-0 victory, throwing 63 of his 105 pitches for strikes.

INDIVIDUAL RECORDS, SINGLE GAME

MOST AT-BATS, 9-Inning Game

7Marvell Wynne, 4/13/82 at Rochester
7Christian Walker, 4/19/16 at Charlotte
OPPONENT	
7Michael Coleman, 6/4/99 at Pawtucket

MOST AT-BATS, Extra-Inning Game

8Roy Staiger, 8/12/74 at Pawtucket
8Leo Foster, 5/28/77 at Richmond
OPPONENT	
82x, last: Fred Lynn, 8/12/74 at Pawtucket

MOST RUNS SCORED

5Several Times (last - Gil Flores, 4/13/82 at Rochester)
OPPONENT	
6Michael Coleman, 6/4/99 at Pawtucket
6Joe DePastino, 6/4/99 at Pawtucket

MOST HITS

6Roy Foster, 7/17/69 (12 Innings) at Rochester
OPPONENT	
7Michael Coleman, 6/4/99 at Pawtucket

MOST DOUBLES

4Timo Perez, 7/28/00 vs. Rochester
OPPONENT	
3Several Times

MOST TRIPLES

2Several Times (last - Blake Davis, 5/10/12 at Louisville)
OPPONENT	
2Several Times (last - Andy Fox, 5/3/97 vs. Columbus)

MOST HOME RUNS

3Ken Perry, 5/17/77 at Pawtucket
3Bill Baldwin, 7/9/77 at Pawtucket
3Gary Rajsich, 4/15/81 at Rochester
3Gary Rajsich, 5/5/81 at Charleston
3Butch Huskey, 5/29/95 at Toledo
3Chase Lambin, 7/15/05 (Game 1 of DH) at Syracuse
3Ryan Mountcastle, 6/2/19 vs. Louisville
OPPONENT	
36x, last: Willin Rosario, 7/23/19 @ ROC

MOST RUNS BATTED IN

8Phil Lombardi, 5/13/88 at Rochester
OPPONENT	
8Austin Riley, 5/13/18 at Gwinnett

MOST STOLEN BASES

4Gil Flores, 6/23/80 vs. Syracuse
4Ruddy Yan, 4/5/07 at Scranton/Wilkes-Barre
4Matt Angle, 7/26/11 at Toledo
OPPONENT	
3Several Times

MOST WALKS RECEIVED

6Pepe Mangual, 8/25/77 vs. Charleston
OPPONENT	
5Several Times

MOST INNINGS PITCHED

14.0Craig Swan, 6/30/75 at Memphis (Tides won 1-0)
OPPONENT	
15.1John Montague, 8/24/74 vs. Peninsula (Tides won 3-0)

MOST STRIKEOUTS BY PITCHER

17Sid Fernandez, 5/7/84 vs. Maine
17Sid Fernandez, 5/2/85 vs. Pawtucket
17Octavio Dotel, 5/27/99 vs. Toledo
OPPONENT	
15Dennis "Oil Can" Boyd, 5/18/84 at Pawtucket

MOST STRIKEOUTS BY BATTER

54x, last: David Adams, 4/26/14 vs. Columbus
OPPONENT	
5Gary Matthews, Jr., 6/26/10 vs. Louisville

MOST WALKS ALLOWED

10Rick Ownbey, 8/4/82 at Richmond
10Bill Pulsipher, 4/29/97 vs. Rochester
OPPONENT	
10Several Times

MOST HIT BATTERS

42x, last: Andy Mitchell, 7/24/07 at Durham
---	---

MOST ERRORS

4Sergio Ferrer, 4/18/79 at Syracuse
4Josh Bell, 7/9/11 vs. Durham
OPPONENT	
5Steve Dillard, 6/13/75 vs. Pawtucket

MOST WILD PITCHES

5Michael Kopech, 6/14/18 vs. CHA
---	--------------------------------------

TEAM RECORDS, SINGLE GAME

MOST AT-BATS

576/17/17 vs. Louisville (16 innings)
OPPONENT	
575/3/97 vs. Columbus
TWO TEAMS	
1136/17/17 vs. Louisville (16 innings)

MOST RUNS

234/13/82 at Rochester
OPPONENT	
265/3/97 vs. Columbus
TWO TEAMS	
375/3/97 vs. Columbus

MOST RUNS SCORED, INNING

129/5/83 at Columbus (2nd inning of playoff game)
115/13/14 vs. Louisville (5th inning - regular season record)
OPPONENT	
127/24/06 @ Ottawa (8th inning)

MOST RUNNERS LEFT ON BASE

196/2/16 vs. Pawtucket
OPPONENT	
192x, last: 4/6/17 @ CHA (11 innings)

MOST HITS

235/9/14 at Indianapolis
OPPONENT	
305/3/97 vs. Columbus
TWO TEAMS	
455/3/97 vs. Columbus

MOST DOUBLES

92x, last: 7/28/00 vs. Rochester
OPPONENT	
85/22/05 vs. Pawtucket
TWO TEAMS	
125/22/83 at Columbus

MOST TRIPLES

47/22/96 (Game 2) at Toledo
OPPONENT	
3Several Times
TWO TEAMS	
57/22/96 (Game 2) at Toledo

MOST HOME RUNS

74/28/05 at Charlotte
OPPONENT	
64x, last: 5/24/19 at Gwinnett
TWO TEAMS	
105/5/81 at Charleston

MOST RUNS BATTED IN

224/13/82 at Rochester
OPPONENT	
245/3/97 vs. Columbus

MOST STOLEN BASES

85/6/82 vs. Columbus
OPPONENT	
83x, last: 4/23/08 vs. Richmond

MOST STRIKEOUTS

205/10/14 @ Indianapolis
OPPONENT	
189/2/82 vs. Charleston

MOST WALKS ISSUED

164/21/78 at Syracuse
OPPONENT	
146/14/69 at Syracuse

MOST HIT BATTERS

43x, last: 7/10/13 at Gwinnett
OPPONENT	
45/12/80 vs. Syracuse

MOST WILD PITCHES

42x, last: 7/15/12 vs. Lehigh Valley
OPPONENT	
53x, last: 6/14/18 vs. CHA

MOST DOUBLE PLAYS HIT INTO

54x, last: 6/21/16 vs. Lehigh Valley
OPPONENT	
69/1/98 at Durham

MOST ERRORS

6Several Times, last: 6/12/12 at Buffalo
OPPONENT	
76/13/75 vs. Pawtucket

MISCELLANEOUS RECORDS

HITTING STREAK

24 games	Gregg Jefferies, 1988
23 games	Leroy Stanton, 1971
21 games	Omir Santos, 2008
21 games	Buck Britton, 2013
20 games	Dariel Alvarez, 2016
20 games	L.J. Hoes, 2012
19 games	Russ Johnson, 2003
19 games	Timo Perez, 2001
19 games	Jose Lopez, 1997

WINNING STREAK

10	7/23/69-7/30/69
----	-----------------

LOSING STREAK

13	6/30/83-7/12/83
----	-----------------

LONGEST GAME, INNINGS

17	8/12/74 vs. Pawtucket (L, 7-6)
17	8/27/88 at Columbus (W, 3-2)
17	4/17/91 at Richmond (W, 8-3)
17	5/9/94 vs. Pawtucket (L, 7-6)

LONGEST GAME, TIME

5:27	4/17/91 at Richmond (17 innings)
5:27	5/9/94 vs. Pawtucket (17 innings)

LONGEST 9-INNING GAME, TIME

3:54	7/6/09 at Gwinnett (L, 6-5)
------	-----------------------------

SHORTEST 9-INNING GAME, TIME

1:31	4/29/74 at Syracuse (L, 3-2)
------	------------------------------

LONGEST 7-INNING GAME, TIME

2:56	7/11/87 vs. Richmond (L, 7-6)
2:56	8/13/96 vs. Richmond (W, 6-5)

SHORTEST 7-INNING GAME, TIME

1:13	7/3/73 vs. Richmond (L, 2-0)
------	------------------------------

LARGEST MARGIN OF VICTORY

22 Runs (23-1)	4/13/82 at Rochester
----------------	----------------------

LARGEST MARGIN OF DEFEAT

23 Runs (25-2)	6/4/99 at Pawtucket
----------------	---------------------

LARGEST MARGIN OF VICTORY, SHUTOUT

16-0	5/18/00 vs. Ottawa
------	--------------------

LARGEST MARGIN OF DEFEAT, SHUTOUT

19-0	5/13/99 vs. Scranton/W-B
------	--------------------------

CONSECUTIVE SCORELESS INNINGS, INDIVIDUAL

28.0	Michael Bowden, 5/12/15 - 6/12/15
------	-----------------------------------

CONSECUTIVE SCORELESS INNINGS, TEAM

40.0	July 13-18, 1991
------	------------------

CONSECUTIVE SCORELESS INNINGS, OPPONENTS

33.0	June 12-15, 2008
------	------------------

MOST GRAND SLAMS, CAREER

4	John Gibbons
---	--------------

MOST GRAND SLAMS, SEASON

2	Chico Diaz, 1971
2	Dave Schneck, 1973
2	John Gibbons, 1984
2	John Gibbons, 1985
2	Andy Tracy, 2002
2	Ozzie Martinez, 2016

MOST PLAYERS USED, SEASON

75	2012
----	------

MOST STARTING PITCHERS USED, SEASON

25	2012
----	------

MOST TRANSACTIONS, SEASON

238	2019
-----	------

ALL-TIME RECORDS VS. TRIPLE-A OPPONENTS

Team - Year(s)	W-L	Pct.	Records Against Teams No Longer in AAA
Toledo (1969-)	425-347	.551	Team - Year(s)
Pawtucket (1973-)	331-282	.540	<i>Winnepeg (1971)</i>
Syracuse (1969-)	369-316	.539	<i>Buffalo-Winnepeg (1970)</i>
Charlotte (1993-)	253-258	.495	<i>Maine (1984-88)</i>
Louisville (1969-72, 88-91, 98-)	158-162	.494	<i>Ottawa (1993-2007)</i>
Columbus (1966-70, 77-)	317-326	.493	<i>Richmond (1969-2008)</i>
Rochester (1969-)	328-359	.477	<i>Peninsula (1972-73)</i>
Scranton/WB (1989-)	137-156	.468	<i>Charleston (1971-83)</i>
Lehigh Valley (2008-)	41-47	.466	
Indianapolis (1988-91, 1998-)	104-124-1	.454	
Gwinnett (2009-)	108-133	.448	
Durham (1998-)	185-245	.430	
Buffalo (1988-91, 98-)	75-108	.410	
Memphis (1974-76, 2021-)	30-33	.476	

GOVERNORS' CUP HISTORY

YEAR	Winner	Manager	YEAR	Winner	Manager
1933	Buffalo	Ray Schalk	1977	Charleston	Jim Beauchamp
1934	Toronto	Ike Boone	1978	Richmond	Tommie Aaron
1935	Syracuse	Nemo Leibold	1979	Columbus	Gene Michael
1936	Buffalo	Ray Schalk	1980	Columbus	Jo Altobelli
1937	Newark	Oscar Vitt	1981	Columbus	Frank Verdi
1938	Newark	Johnny Neun	1982	Tidewater	Jack Aker
1939	Rochester	Billy Southworth	1983	Tidewater	Dave Johnson
1940	Newark	Johnny Neun	1984	Pawtucket	Tony Torchia
1941	Montreal	Clyde Sukeforth	1985	Tidewater	Bob Schaefer
1942	Syracuse	Jewel Ens	1986	Richmond	Roy Majtyka
1943	Syracuse	Jewel Ens	1987	Columbus	Bucky Dent
1944	Baltimore	Tommy Thomas	1988	Rochester	Johnny Oates
1945	Newark	Bill Meyer	1989	Richmond	Jim Beauchamp
1946	Montreal	Clay Hopper	1990	Rochester	Greg Biagini
1947	Syracuse	Jewel Ens	1991	Columbus	Rick Down
1948	Montreal	Clay Hopper	1992	Columbus	Rick Down
1949	Montreal	Clay Hopper	1993	Charlotte	Charlie Manuel
1950	Baltimore	Nick Cullop	1994	Richmond	Grady Little
1951	Montreal	Clay Hopper	1995	Ottawa	Pete Mackanin
1952	Rochester	Harry Walker	1996	Columbus	Stump Merrill
1953	Montreal	Walter Alston	1997	Rochester	Marv Foley
1954	Syracuse	Skeeter Newsome	1998	Buffalo	Jeff Datz
1955	Rochester	Fred Walker	1999	Charlotte	Tom Spencer
1956	Rochester	Fred Walker	2000	Indianapolis	Steve Smith
1957	Buffalo	Phil Cavarretta	2001	Louisville	Dave Miley
1958	Montreal	Clay Bryant	2002	Durham	Bill Evers
1959	Havana	Preston Gomez	2003	Durham	Bill Evers
1960	Toronto	Mel McGaha	2004	Buffalo	Marty Brown
1961	Buffalo	Kirby Farrell	2005	Toledo	Larry Parrish
1962	Atlanta	Jose Schultz	2006	Toledo	Larry Parrish
1963	Indianapolis	Rollie Hemsley	2007	Richmond	Dave Brundage
1964	Rochester	Darrell Johnson	2008	Scranton/WB	Dave Miley
1965	Toronto	Dick Williams	2009	Durham	Charlie Montoyo
1966	Toronto	Dick Williams	2010	Columbus	Mike Sarbaugh
1967	Toledo	Jack Tighe	2011	Columbus	Mike Sarbaugh
1968	Jacksonville	C. McCullogh	2012	Pawtucket	Arnie Beyeler
1969	Syracuse	Frank Verdi	2013	Durham	Charlie Montoyo
1970	Syracuse	Frank Verdi	2014	Pawtucket	Kevin Boles
1971	Rochester	Joe Altobelli	2015	Columbus	Chris Tremie
1972	Tidewater	Hank Bauer	2016	Scranton/WB	Al Pedrique
1973	Pawtucket	Darrel Johnson	2017	Durham	Jared Sandberg
1974	Rochester	Joe Altobelli	2018	Durham	Jared Sandberg
1975	Tidewater	Joe Frazier	2019	Columbus	Tony Mansolino
1976	Syracuse	Bobby Cox			

INTERNATIONAL LEAGUE CHAMPIONSHIPS BY TEAM

11 Championships:

Columbus ('79, '80, '81, '87, '91, '92, '96, '10, '11, '15, '19)

10 Championships:

Rochester ('39, '52, '55, '56, '64, '71, '74, '88, '90, '97)

8 Championships:

Syracuse ('35, '42, '43, '47, '54, '69, '70, '76)

7 Championships:

Montreal ('41, '46, '48, '49, '51, '53, '58)

6 Championships:

Buffalo ('33, '36, '57, '61, '98, '04)

Durham ('02, '03, '09, '13, '17, '18)

5 Championships:

NORFOLK/TIDEWATER ('72, '75, '82, '83, '85)

Richmond ('78, '86, '89, '94, '07)

4 Championships:

Newark ('37, '38, '40, '45)

Toronto ('34, '60, '65, '66)

Pawtucket ('73, '84, '12, '14)

3 Championships:

Toledo ('67, '05, '06)

2 Championships:

Baltimore ('44, '50)

Charlotte ('93, '99)

Indianapolis ('63, '00)

Scranton/WB ('08, '16)

1 Championship:

Atlanta ('62), Charleston ('77), Havana ('59), Louisville ('01),
Ottawa ('95), Jacksonville ('68)

TIDES MANAGERIAL RECORDS

MANAGER	YEAR(S)	RECORD	PCT.
Clyde McCullough	1969	76-59	.563
Chuck Hiller	1970	74-66	.529
Hank Bauer	1971-72	157-126	.555
John Antonelli	1973-74	132-152	.465
Joe Frazier	1975	86-59	.593
Tom Burgess	1976	60-78	.435
Frank Verdi	1977-80	282-277	.504
Jack Aker	1981-82	144-131	.524
Davey Johnson	1983	71-68	.511
Bob Schaefer	1984-85	146-133	.523
Sam Perlozzo	1986	74-66	.529
Mike Cubbage	1987-89	235-192	.550
Steve Swisher	1990-91	156-132	.542
Clint Hurdle	1992-93	126-157	.445
# Bobby Valentine	1994, 1996	143-132	.520
Toby Harrah	1995	86-56	.606
Bruce Benedict	# 1996	6-2	.750
Rick Dempsey	1997-98	145-139	.511
John Gibbons	1999-2001	227-199	.533
Bobby Floyd	2002-03	137-149	.479
John Stearns	2004	72-72	.500
Ken Oberkfell	2005-06	108-108	.500
* Tony Tjerina	2006	28-41	.406
% Gary Allenson	2007-11	284-341	.454
% Bobby Dickerson	2010	43-46	.483
Ron Johnson	2012-18	491-511	.490
Gary Kendall	2019	60-79	.432

(Regular Season Totals Only)

Valentine was promoted to New York (NL) on 8/26/96; Bruce Benedict completed the season
 * Tjerina served as interim manager to begin the '06 season, filling in for an injured Ken Oberkfell
 % Allenson was promoted to Baltimore on 6/4/10; Bobby Dickerson completed the season

MOST CAREER WINS BY TIDES MANAGER

(Regular Season Totals Only)

MANAGER	YEAR(S)	WINS	PCT.
Ron Johnson	2012-18	491	.490
Gary Allenson	2007-11	284	.454
Frank Verdi	1977-80	282	.504
Mike Cubbage	1987-89	235	.550
John Gibbons	1999-2001	227	.533

HIGHEST WINNING PCT. BY TIDES MANAGER

(Minimum 100 Games Managed)

MANAGER	YEAR(S)	RECORD	PCT.
Toby Harrah	1995	86-56	.606
Joe Frazier	1975	86-59	.593
Clyde McCullough	1969	76-59	.563
Hank Bauer	1971-72	157-126	.555
Mike Cubbage	1987-89	235-192	.550

MOST MLB MANAGERIAL WINS BY A FORMER TIDE

(Regular Season Totals Only)

MANAGER	YEAR(S)	WINS	PCT.
Bruce Bochy	1995-2019	2,003	.497
Davey Johnson	1984-2013	1,372	.562
Clint Hurdle	2002-2019	1,269	.485
Ned Yost	2003-2019	1,203	.473
Ron Gardenhire*	2002-2020	1,200	.484
Bobby Valentine	1985-2012	1,186	.504
Jimmy Williams	1986-2004	910	.535
John Gibbons	2004-2018	793	.507
Ron Washington	2007-2014	664	.521
Hank Bauer	1961-1969	594	.522

*Managed in 2020



Ron Johnson managed the Tides from 2012-2018, setting the franchise mark with 491 career wins. He was also named the 2015 International League Manager of the Year.

TIDES MANAGERS AND COACHES

Abbott, Glenn (89)	Hernandez, Jose (13-18)	Ripplemeyer, Ray (97-98)
Aker, Jack (81-82)	Hiller, Chuck (70)	Sambo, Ramon (19)
Allenson, Gary (07-11)	Howard, David (01)	Schaefer, Bob (82, 84-85)
Antonelli, John (73-74)	Hurdle, Clint (92-93)	Scripture, Billy (71-72)
Apodaca, Bob (91-96)	Jackson, Al (83-84)	Stearns, John (04)
Bartlett, Bob (75)	Johnson, Davey (83)	Swisher, Steve (90-91)
Bauer, Hank (71-72)	Johnson, Howard (05-06)	Tjerina, Tony (06)
Bearnarth, Larry (69-70)	Johnson, Ron (12-18)	Verdi, Frank (77-80)
Beene, Fred (80)	Kelley, Tom (76)	Waits, Rick (96, 99-02)
Benedict, Bruce (96)	Kendall, Gary (19)	Wakana, Yosh (83)
Berry, Sean (15-17)	Komminsk, Brad (11)	Walling, Denny (12-14)
Burgess, Tom (76)	LeBoeuf, Al (01-04)	Warthen, Dan (04-05)
Cubbage, Mike (87-89)	Lawless, Tom (97-99)	Washington, Ron (91-92, 95)
Cumberland, John (85-88, 90)	Mahler, Rick (03)	Williams, Dallas (07-09)
Davis, Butch (18-19)	McCall, Larry (07-08)	Valentine, Bobby (94, 96)
Dempsey, Rick (97-98)	McCullough, Clyde (69)	
Dickerson, Bobby (10)	McDonald, Dave (73-74)	
Floyd, Bobby (02-03)	McPhail, Marlin (93-94)	
Frazier, Joe (75)	Miller, Rich (89-90, 96)	
Freiling, Howie (00)	Mitchell, Donovan (06)	
Gibbons, John (99-01)	Niemann, Randy (03, 06)	
Griffin, Mike (09-19)	Oberkfell, Ken (05-06)	
Harrah, Toby (95)	Pavlick, Greg (77-79)	
Hebner, Richie (10)	Perlozzo, Sam (81, 86)	

MANAGERIAL ACHIEVEMENTS BY FORMER TIDES

TIDES TO WIN MANAGER OF THE YEAR AWARD (BBWAA)

1987	Davey Johnson - 98-64 record for the Baltimore Orioles
1996	Bruce Bochy - 91-71 record for the San Diego Padres
1999	Jimmy Williams - 94-68 record for the Boston Red Sox
2010	Ron Gardenhire - 94-68 record for the Minnesota Twins
2013	Clint Hurdle - 94-68 record for the Pittsburgh Pirates

TIDES TO MANAGE TEAM TO WORLD SERIES CHAMPIONSHIP

1986	Davey Johnson - New York Mets defeat Boston Red Sox (4-3)
2010	Bruce Bochy - San Francisco Giants defeat Texas Rangers (4-1)
2012	Bruce Bochy - San Francisco Giants defeat Detroit Tigers (4-0)
2014	Bruce Bochy - San Francisco Giants defeat Kansas City Royals (4-3)
2015	Ned Yost - Kansas City Royals defeat New York Mets (4-1)

TIDES TO WIN MLB AWARDS

TIDES IN BASEBALL HALL OF FAME

Gary Carter - Inducted in 2003 (Played for Tidewater in 1989)
Mike Piazza - Inducted in 2015 (Played for Norfolk in 2003)

TIDES TO WIN MLB MVP AWARD

1989 Kevin Mitchell - Hit .291 with 47 HR and 125 RBI for the San Francisco Giants
2002 *Miguel Tejada - Hit .308 with 34 HR & 131 RBI for the Oakland Athletics

TIDES TO WIN MLB CY YOUNG AWARD

1985 Dwight Gooden - 24-3, 1.53 ERA and 268 strikeouts for the New York Mets
1986 Mike Scott - 18-10, 2.22 ERA and NL-leading 306 K's for the Houston Astros
2015 Jake Arrieta - 22-6, 1.77 ERA and 236 strikeouts for the Chicago Cubs

TIDES TO WIN MLB ROOKIE OF THE YEAR AWARD

1972 Jon Matlack - 15-10, 2.32 ERA in 244 IP for the New York Mets
1983 Darryl Strawberry - Hit .257 with 26 HR & 74 RBI for the New York Mets
1984 Dwight Gooden - 17-9, 2.60 ERA and NL-leading 276 K's for New York Mets
1987 *Benito Santiago - Hit .300 with 18 HR & 79 RBI for the San Diego Padres
1993 *Mike Piazza - Hit .318 with 35 HR & 112 RBI for the Los Angeles Dodgers

TIDES TO WIN LCS MVP AWARD

1986 Mike Scott - 2-0, 1 run allowed in 18 IP, 19 strikeouts for Houston Astros
1990 Randy Myers - 3 saves, 5.2 scoreless IP for Cincinnati Reds
2002 * Benito Santiago - .300 average, 2 HR, 6 RBI for San Francisco Giants
2012 Marco Scutaro - .500 average, 14 hits, 4 RBI for San Francisco Giants
2013 Koji Uehara - 1 win, 3 saves in 5 games for Boston Red Sox
2017 Justin Turner - .333 average, 2 HR, 7 RBI for Los Angeles Dodgers

* Played for Tides after winning the award



Jake Arrieta earned the 2015 NL Cy Young Award after going 22-6 with a 1.77 ERA and 236 strikeouts for the Chicago Cubs. Arrieta is one of three former Tides to win the NL Cy Young Award, joining Dwight Gooden (1985) and Mike Scott (1986).

The following **50** players have made **114** appearances in the MLB All-Star Game **AFTER** having played for the Tides

2020 No game played due to COVID-19 pandemic
2019 John Means (BAL)
2018
2017 Jonathan Schoop (BAL), Justin Turner (LAD), Pat Neshek (PHI)
2016 Jake Arrieta (CHC), Brad Brach (BAL), Zach Britton (BAL), Matt Wieters (BAL)
2015 Zach Britton (BAL)
2014 Matt Wieters (BAL), Koji Uehara (BOS), Pat Neshek (STL), Alfredo Simon (CIN)
2013 J.J. Hardy (BAL), Chris Tillman (BAL), David Wright (NYM), Marco Scutaro (SF)
2012 Matt Wieters (BAL), Jim Johnson (BAL), David Wright (NYM)
2011 Matt Wieters (BAL), Jose Reyes (NYM), Heath Bell (SD)
2010 Ty Wigginton (BAL), David Wright (NYM), Heath Bell (SD), Jose Reyes (NYM)
2009 David Wright (NYM), Heath Bell (SD)
2008 David Wright (NYM)
2007 David Wright (NYM), Jose Reyes (NYM)
2006 David Wright (NYM), Jose Reyes (NYM)
2005 Mike Piazza (NYM), Jason Isringhausen (STL), Melvin Mora (BAL)
2004 Mike Piazza (NYM)
2003 Preston Wilson (COL), Melvin Mora (BAL), Carl Everett (CHW)
2002 Mike Remlinger (ATL)
2001 Rick Reed (NYM)
2000 Carl Everett (BOS), Jason Isringhausen (OAK)
1999 Jeromy Burnitz (MIL), Paul Byrd (PHI), David Cone (NYY)
1998 Fernando Vina (MIL), Rick Reed (NYM)
1997 Todd Hundley (NYM), Bobby Jones (NYM), David Cone (NYY), Randy Myers (BAL)
1996 Todd Hundley (NYM)
1995 Lenny Dykstra (PHI), Randy Myers (CHC)
1994 David Cone (KC), Gregg Jefferies (STL), Lenny Dykstra (PHI), Randy Myers (CHC)
1993 Gregg Jefferies (STL), Rick Aguilera (MIN)
1992 Rick Aguilera (MIN), David Cone (NYM)
1991 Darryl Strawberry (LAD), Rick Aguilera (MIN), Jeff Reardon (BOS)
1990 Lenny Dykstra (PHI), Kevin Mitchell (SF), Darryl Strawberry (NYM), Randy Myers (CIN)
1989 Kevin Mitchell (SF), Darryl Strawberry (NYM), Mike Scott (HOU)
1988 Jeff Reardon (MIN), Darryl Strawberry (NYM), Dwight Gooden (NYM), David Cone (NYM)
1987 Darryl Strawberry (NYM), Mike Scott (HOU), Hubie Brooks (MON), Sid Fernandez (NYM)
1986 Darryl Strawberry (NYM), Dwight Gooden (NYM), Hubie Brooks (MON), Sid Fernandez (NYM), Jeff Reardon (MON), Mike Scott (HOU)
1985 Darryl Strawberry (NYM), Ron Darling (NYM), Dwight Gooden (NYM), Jeff Reardon (MON)
1984 Darryl Strawberry (NYM), Dwight Gooden (NYM), Jesse Orosco (NYM)
1983 Jesse Orosco (NYM)
1982 John Stearns (NYM)
1981 Ken Singleton (BAL)
1980 John Stearns (NYM), Jim Bibby (PIT)
1979 John Stearns (NYM), Ken Singleton (BAL)
1978
1977 Ken Singleton (BAL), John Stearns (NYM)
1976 Jon Matlack (NYM), Amos Otis (KC)
1975 Jon Matlack (NYM)
1974 Jon Matlack (NYM), Buzz Capra (ATL)
1973 Amos Otis (KC)
1972 Amos Otis (KC)
1971 Amos Otis (KC)
1970 Amos Otis (KC)
1969

MOST ALL-STAR APPEARANCES BY A FORMER TIDE

8: Darryl Strawberry

7: David Wright

5: Amos Otis, David Cone

4: John Stearns, Jeff Reardon, Dwight Gooden,
Randy Myers, Jose Reyes, Matt Wieters

3: Jon Matlack, Ken Singleton, Mike Scott, Rick Aguilera, Lenny Dykstra, Heath Bell

OPENING DAY LINEUPS

1969

B Smith CF
B Pfeil 3B
J Tracy 2B
B Sorrell 1B
R Foster RF
C Brown LF
B Heise SS
L Flodin C
C Coleman DH
S Renko P

1970

R Gaspar CF
B Pfeil 3B
K Singleton LF
O McFarlane C
T Foli SS
L Stanton RF
D Engbers 1B
T Martinez 2B
D Frisella P

1971

G Spriggs LF
L Barnes 2B
J Milner 1B
L Stanton RF
M Jorgensen CF
C Diaz 3B
R Bobb C
T Canzano SS
R Folkers P

1972

L Barnes 2B
B Etheridge 3B
D Hahn CF
J Gosger LF
G Theodore 1B
S Reid RF
J Kennedy SS
B Cotton C
C Williams P

1973

D Hahn CF
L Barnes 2B
D Schneck RF
D McDonald 1B
J Gosger LF
B McNulty DH
R Staiger 3B
J Nolan C
N Pichardo SS
T Moore P

1974

L Barnes 2B
B Ostrosser SS
B Boisclair CF
T Hallums 1B
B Ayala LF
R Staiger 3B
G Harts CF
I Hampton C
R Sterling P

1975

L Foster SS
B Boisclair CF
B Pemberton 1B
B Ayala RF
M Vail LF
R Trapp 3B
R Puig 2B
R Hodges C
C Swan P

1976

L Lora CF
L Foster 3B
B Baldwin RF
B Pemberton 1B
R Diggie DH
R Trapp 3B
J Kleven C
J Kidder 2B
M DeJohn SS
J Todd P

1977

P Mangual LF
R Trapp 3B
B Baldwin RF
E Kurpiel 1B
K Perry 2B
K Rosado C
R Miller RF
R Auerbach SS
D Clarey DH
J Todd P

1978

P Mangual LF
R Miller CF
F Andrews 2B
M Brant 1B
D Norman RF
L Rosado C
E Cipot DH
M Ramirez SS
S Ferrer 3B
R L Jackson P

1979

M Wilson CF
S Ferrer SS
D Norman RF
E Cipot DH
M Brant B
B Benton C
J Monasterio LF
R Rogers 3B
M Ramirez 2B
T Hausmen P

1980

G Flores LF
M Wilson CF
H Brooks 3B
E Cipot DH
J Moreno RF
B Benton C
W Backman SS
K Chapman 2B
R Baldwin 1B
S Holman P

1981

G Flores CF
B Giles 2B
R MacDonald 1B
D Norman RF
G Rajsich 1B
S Beltre LF
P Mankowski 3B
R Sweet C
R Gardenhire SS
J Orosco P

1982

G Flores LF
M Wynne CF
R Tillman DH
P Mankowski 3B
M Davis 3B
M Howard RF
B Giles 2B
B Bochy C
J Oquendo SS
R Ownbey P

1983

R Tillman LF
R McMullen 2B
D Strawberry RF
G Rajsich 1B
M Bishop 3B
C Hurdle DH
M Wynne CF
M Fitzgerald C
J Oquendo SS
W Terrell P

1984

R Tillman LF
K Chapman 2B
K Mitchell 3B
C Hurdle C
T Blocker DH
J Maler 1B
J Christensen RF
H Winningham CF
R Santana SS
J Bittiger P

1985

L Dykstra CF
L Tarver LF
K Mitchell 3B
R Lancellotti 1B
B Beane RF
E Hearn DH
J Gibbons C
S Springer 2B
A Salazar SS
R Aguilera P

1986

S Jefferson CF
R Gardenhire SS
D Magadan 3B
E Hearn 1B
D Frobel RF
J Gibbons C
T Blocker LF
S Springer 2B
R Milligan DH
T Leach P

1987

T Blocker CF
K Miller 2B
A David 1B
M Carreon LF
R Nelson RF
R Milligan DH
S Springer 3B
J Gibbons C
K Elster SS
J Mitchell P

1988

S Springer 3B
A David 1B
G Jefferies SS
D Reed RF
M Carreon LF
J Contreras CF
G Olsen C
K Dowell 2B
T Edens P

1989

A Hayden LF
J McKnight 2B
T O'Malley 3B
M Carreon DH
P Lombardi 1B
D Reed RF
J Contreras CF
D Liddel C
K Dowell SS
D West P

1990

M Diaz CF
M DeButch 3B
A Cuevas LF
D Reed RF
K Torve 1B
T Bogar SS
J Monell DH
D Liddel C
J Gardner 2B
B Givens P

1991

C Carr CF
J Gardner 2B
C Donnels 3B
T Hansen RF
K Torve 1B
T Hundley C
T Leiper LF
K Baez SS
J Valera P

1992

P Howell CF
S Springer DH
C Donnels 3B
J Burnitz RF
T Hansen 1B
D Dozier LF
J McKnight 2B
O Mercado C
K Baez SS
J Valera P

1993

E Bullock LF
T Howard DH
M Twardoski 1B
J Burnitz RF
S Springer 3B
B Fordyce C
B Hunter CF
K Baez SS
D Saunders 2B
B Jones P

1994

Q Veras 2B
R Parker LF
J Lindeman DH
J Manto 3B
R Brogna 1B
A Ledesma SS
B Fordyce C
J Vatcher RF
F Ramsey CF
J Jacome P

1995

J Brown CF
E Alicea 2B
D Lee LF
C Jones RF
J Barry 1B
C Saunders 3B
C Greene C
R Ordonez SS
M Birkbeck P

1996

G Thurman CF
J Payton DH
A Ochoa RF
K Flora LF
R Petagine 1B
K Morgan 2B
L Rivera SS
A Castillo C
S Gilbert 3B
R Reed P

1997

A Diaz RF
E Pye DH
M Franco 1B
S McClain 3B
P Petagine LF
J Hardtke 2B
S Gilbert SS
G Thurman CF
C Greene C
C Lidle P

1998

S Gilbert SS
B Agbayani LF
J Payton 1B
C Paquette 3B
P Wilson CF
B Boers RF
T Pratt DH
L Wilson C
R Milliard 2B
B Pulsipher P

1999

M Mora SS
S Halter CF
T Haney 2B
C Paquette 3B
B Agbayani 1B
T Long RF
M Bell DH
V Wilson C
S Hunter LF
J Isringhausen P

2000

J Tyner CF
J McEwing 2B
R McGuire RF
J Toca 1B
M Johnson LF
V Wilson C
D Lamb SS
K Baez 3B
R Lewis P

2001

M Curry LF
T Wigginton 2B
M Franco 3B
J Toca RF
M Johnson 1B
A Escobar CF
D Bragg DH
V Wilson C
J Velandia SS
J Gonzalez P

2002

T Perez LF
C Hernandez 3B
T Tarasco CF
J Toca 1B
J Phillips C
R Stratton RF
T Wigginton 3B
M Curry DH
L Figueroa SS
J Gonzalez P

2003

J Reyes SS
M Scutaro 2B
M Watson RF
R Johnson 3B
J Toca 1B
L Mouton DH
P Redman LF
E Snead CF
J Depastino C
A Heilman P

2004

J Duncan CF
D Garcia 2B
R Gonzalez LF
C Brazell 1B
V Diaz RF
R Nye 3B
J Cardona C
W Delgado SS
A Heilman P

2005

A Pagan CF
J Keppinger 2B
L Garcia LF
B Daubach 1B
R Calloway RF
B Gil SS
M DiFelice C
J Hansen 3B
J Seo P
J Lima P

2006

L Milledge RF
J Keppinger 2B
C Aldridge LF
J Tejeda DH
C Lambin 3B
T Self 1B
J Ramirez CF
S Martinez C
C Basak SS
H Penn P

2007

R Yan CF
B Fahey SS
M Cervenak 1B
J Knott LF
T Tiffie 3B
J House DH
L Montanez RF
E Whiteside C
E Torres 2B
H Penn P

2008

T Redman CF
E Torres 2B
O Salazar 1B
L Terrero DH
M Costanzo 3B
C Roberson RF
C Heintz C
S Boucher LF
M McCoy SS

2009

J Christian CF
L Montanez RF
M Wieters C
O Salazar 1B
N Reimold LF
S Moore 3B
D Murphy SS
M Costanzo DH
J Turner 2B
B Bergesen P

2010

J Gathright CF
J Turner 2B
L Montanez LF
B Snyder 1B
S Moore SS
J Bell 3B
R Hughes RF
J Salazar DH
S Lerud C
C Tillman P

2011

M Angle CF
B Harris DH
B Snyder 1B
N Reimold LF
J Bell 3B
N Green SS
R Adams 2B
C Tatum C
T Henson RF
R Drese P

2012

X Avery CF
S Tolleson SS
R Adams 2B
J Bell DH
J Hoffmann LF
J Mahoney 1B
J Miller RF
Z Wheeler 3B
J Hester C
B Bergesen P

2013

C Dickerson CF
L Hoes LF
R Canzler DH
D Valencia 3B
T Ishikawa 1B
C Jackson RF
J Schoop 2B
L Exposito C
N Romero SS
Z Clark P

2014

J. Borbon CF
A Casilla SS
H Urrutia RF
B Wallace 1B
C Marrero DH
C Joseph C
D Adams 3B
J Weeks 2B
Q Berry LF
E Gamboa P

2015

N. Reimold LF
C. Parmelee DH
D. Alvarez CF
C. Walker 1B
S. Clevenger C
J. Nix 2B
H. Urrutia RF
M. Almanzar 3B
P. Janish SS
T. Wilson P

2016

X. Avery CF
C. Walker LF
J. Teroslavich 1B
D. Alvarez RF
H. Urrutia DH
F. Pena C
S. Tolleson 2B
M. Almanzar 3B
P. Janish SS
O. Despaigne P

OPENING DAY LINEUPS

2017

C Dickerson CF
J Giavotella DH
P Álvarez RF
C Johnson 3B
C Sisco C
D Washington 1B
R Andino 2B
L Schafer LF
P Janish SS
M Wright P

2018

A Presley CF
R Tejada SS
D Dosch 3B
M Saunders DH
G Rosa 1B
A Susac C
D Stewart LF
L Sardiñas 2B
J Rickard RF
Y Ramirez P

2019

M Williams CF
D Stewart LF
A Santander RF
C Sisco C
R Mountcastle 1B
J Peterson 3B
C Bostick DH
S Wilkerson 2B
J Reinheimer SS
J Rogers P

TIDES AWARD WINNERS

INTERNATIONAL LEAGUE POSTSEASON ALL-STARS

1969 Roy Foster, OF; Jon Matlack, P
1971 LeRoy Stanton, OF; Brent Strom, P
1975 Brock Pemberton, 1B; Roy Staiger, 3B; Mike Vail, OF; Craig Swan, P
1976 John Stearns, C
1979 Mookie Wilson, OF
1980 Mookie Wilson, OF
1981 Brian Giles, 2B; Gary Rajsich, OF
1983 Walt Terrell, P
1984 John Christensen, OF; Wes Gardner, P
1985 Billy Beane, OF
1986 Dave Magadan, 3B; John Mitchell, P; Randy Myers, P
1987 Randy Milligan, 1B; Kevin Elster, SS; Mark Carreon, OF
1988 Mark Carreon, OF
1989 Tom O'Malley, 3B
1991 Jeff Gardner, 2B; Todd Hundley, C
1995 Butch Huskey, 3B; Jason Isringhausen, P; Alex Ochoa, OF
1996 Jason Hardtke, 2B; Mike Fyhrie, P; Derek Wallace, P
1997 Roberto Petagine, 1B
1998 Todd Haney, UTL
2002 Marco Scutaro, SS
2005 Brian Daubach, DH
2007 Cory Doyne, RP
2008 Oscar Salazar, 1B
2013 Jairo Asencio, RP
2015 Darrel Alvarez, OF; Oliver Drake, RP
2017 Pedro Álvarez, DH
2019 Ryan Mountcastle, 1B

TRIPLE-A ALL-STAR GAME PARTICIPANTS

1988 Mark Carreon, OF; Gregg Jefferies, 2B; David West, P
1989 Tom O'Malley, 3B
1990 Keith Hughes, OF; Kelvin Torve, OF
1991 Chris Donnels, 3B; Jeff Gardner, 2B; Todd Hundley, C; Steve Swisher, Coach
1992 Randy Marshall, P
1993 Ryan Thompson, OF
1994 Quilvio Veras, 2B; Fred Hina, Trainer
1995 Omar Garcia, 1B; Jason Isringhausen, P
1996 Mike Fyhrie, P; Mike Gardiner, P; Roberto Petagine, 1B
1997 Scott McClain, 3B; Roberto Petagine, 1B
1998 Scott Sauerbeck, P; Joe Hawkins, Trainer
1999 Dan Murray, P
2000 Ryan McGuire, 1B/OF; Jason Tyner, OF; Vance Wilson, C; Eric Cammack, P
2001 Oscar Henriquez, RHP; Vance Wilson C (DNP - Promotion)
2002 Marco Scutaro, IF; Jason Phillips, C
2003 Jorge Toca, 1B (DNP-injury); Jeremy Griffiths, P; Bobby Floyd, Coach
2004 Craig Brazell, 1B
2005 Jason Scobie, RHP (Starting pitcher); Juan Padilla, RHP; Brian Chicklo (Trainer)
2006 Royce Ring, LHP
2007 Cory Doyne, RHP; J.R. House, C
2008 Omir Santos, C
2009 Jim Miller, RHP; Chris Tillman, RHP (DNP - Futures Game)
2010 Jeff Salazar, OF; Chris Tillman, RHP (DNP - Promotion)
2011 Mark Worrell, RHP
2012 Jason Berken, RHP; Miguel Socolovich, RHP
2013 Jason Pridie, OF; Jairo Asencio, RHP; Mark Shires (Trainer)
2014 Ivan De Jesus, SS
2015 Steve Clevenger, C; Darrel Alvarez, OF; Oliver Drake, RHP; Michael Bowden, RHP
2016 Audry Perez, C
2017 Chance Sisco, C; Jimmy Yacabonis, RHP; Johnny Giavotella, IF (DNP - Promotion)
2018 Drew Dosch, 3B; Jimmy Yacabonis, RHP; DJ Stewart, OF
2019 Ryan Mountcastle, 1B; Keegan Akin, LHP (Starting Pitcher); Ramon Sambo, coach

IL MOST VALUABLE PLAYER

1975 Mike Vail, OF
1987 Randy Milligan, 1B
1989 Tom O'Malley, 3B
1994 Jeff Manto, 3B (split year with ROC)
1995 Butch Huskey, 3B
1997 Roberto Petagine, 1B
2019 Ryan Mountcastle, 1B/OF

IL MOST VALUABLE PITCHER

1975 Craig Swan
1978 Juan Berenguer
1983 Walt Terrell
1986 John Mitchell
1995 Jason Isringhausen
1996 Mike Fyhrie

IL ROOKIE OF THE YEAR

1975 Mike Vail, OF
1979 Mookie Wilson, OF
1987 Randy Milligan, 1B
1995 Jason Isringhausen, P

IL MANAGER OF THE YEAR

1969 Clyde McCullough
1972 Hank Bauer
1975 Joe Frazier
1995 Toby Harrah
2015 Ron Johnson

MINOR LEAGUE PLAYER OF THE YEAR

(Named by *The Sporting News*)

1987 Randy Milligan, 1B

MINOR LEAGUE MANAGER OF THE YEAR

(Named by *Baseball America*)

1969 Clyde McCullough
1972 Hank Bauer
1975 Joe Frazier
2005 Ken Oberkfell

KING OF BASEBALL

2004 Dave Rosenfield

MINOR LEAGUE EXECUTIVE OF THE YEAR

(Named by *Baseball America*)

2009 Ken Young

IL EXECUTIVE OF THE YEAR

1975 Dave Rosenfield
1982 Dave Rosenfield
1987 Dave Rosenfield
1993 Dave Rosenfield

JOHN H. JOHNSON PRESIDENT'S TROPHY

1993 Norfolk Tides/Dave Rosenfield

BOB FREITAS AWARD

1994 Norfolk Tides (Triple-A)

IL TRAINER OF THE YEAR

1994 Fred Hina
1998 Joe Hawkins
2009 Mark Shires
2011 Mark Shires

IL GROUNDSKEEPER OF THE YEAR

1993 Kenny Magner
1997 Kenny Magner



Randy Milligan was named *The Sporting News* MILB Player of the Year after hitting .326 with 29 HR & 103 RBI in 1987.



Mookie Wilson earned IL Rookie of the Year honors after hitting .267 with 49 steals and 84 runs scored in 1979.



Hank Bauer led the Tides to a Governors' Cup title in 1972, earning him IL Manager of the Year honors.



Kenny Magner has been the head groundskeeper since 1978, winning the league's top honor in 1993 and 1997.

TIDES TO WIN TRIPLE-A ALL-STAR GAME HOME RUN DERBY

Ryan Thompson | 1993 | Albuquerque, NM
Darrel Alvarez | 2015 | Omaha, NE

MLB SINGLE SEASON PERFORMANCES BY FORMER TIDES

All performances below came AFTER individual played for Tides

MOST HITS IN A SEASON

Reyes, Jose*	204	2008 NYM
Vina, Fernando	198	1998 MIL
Wright, David	196	2007 NYM
Reyes, Jose	194	2006 NYM
Dykstra, Lenny*	194	1993 PHI
Dykstra, Lenny*	192	1990 PHI
Reyes, Jose	191	2007 NYM
Reyes, Jose	190	2005 NYM
Scutaro, Marco	190	2012 COL/SF
Wright, David	189	2008 NYM
Mora, Melvin	187	2004 BAL
Jefferies, Gregg	186	1993 STL
Reyes, Jose	184	2012 MIA
Schoop, Jonathan	182	2017 BAL
Reyes, Jose	181	2011 NYM
Wright, David	181	2006 NYM
Wright, David	178	2012 NYM
Wilson, Mookie	178	1982 NYM
Singleton, Ken	177	1980 BAL
Wright, David	176	2005 NYM
Singleton, Ken	176	1977 BAL
Singleton, Ken	176	1975 BAL
Wilson, Mookie	176	1983 NYM

HIGHEST SEASON AVERAGE

Jefferies, Gregg	.342	1993 STL
Mora, Melvin	.340	2004 BAL
Reyes, Jose*	.337	2011 NYM
Magadan, Dave	.328	1990 NYM
Singleton, Ken	.328	1977 BAL
Mitchell, Kevin	.326	1994 CIN
Dykstra, Lenny	.325	1990 PHI
Everett, Carl	.325	1999 HOU
Jefferies, Gregg	.325	1994 STL
Wright, David	.325	2007 NYM
Turner, Justin	.322	2017 LAD
Vina, Fernando	.311	1998 MIL
Wright, David	.311	2006 NYM
Alfonzo, Edgardo	.308	2002 NYM
Brooks, Hubie	.307	1981 NYM
Wright, David	.307	2009 NYM
Jefferies, Gregg	.306	1995 PHI
Scutaro, Marco	.306	2012 COL/SF
Wright, David	.306	2012 NYM
Wright, David	.306	2005 NYM

To qualify, a batter must have 3.1 plate appearances per team game (502 PA in 162-game season)

MOST WINS IN A SEASON

Gooden, Dwight*	24	1985 NYM
Arrieta, Jake*	22	2015 CHC
Cone, David	20	1988 NYM
Cone, David*	20	1998 NYY
Scott, Mike*	20	1989 HOU
Bibby, Jim	19	1980 PIT
Bibby, Jim	19	1974 TEX
Gooden, Dwight	19	1990 NYM
Tapani, Kevin	19	1998 CHC
Arrieta, Jake	18	2016 CHC
Cone, David	18	1995 TOR/NYY
Gooden, Dwight	18	1988 NYM
Scott, Mike	18	1985 HOU
Scott, Mike	18	1986 HOU
Byrd, Paul	17	2002 KC
Cone, David	17	1992 NYM/TOR
Darling, Ron	17	1988 NYM
Davies, Zach	17	2017 MIL
Gooden, Dwight	17	1984 NYM
Gooden, Dwight	17	1986 NYM
Matlack, Jon	17	1976 NYM
Terrell, Walt	17	1987 DET

LOWEST ERA IN A SEASON

Gooden, Dwight*	1.53	1985 NYM
Arrieta, Jake	1.77	2015 CHC
Cone, David	2.22	1988 NYM
Scott, Mike*	2.22	1986 HOU
Matlack, Jon	2.27	1978 TEX
Matlack, Jon	2.32	1972 NYM
Matlack, Jon	2.41	1974 NYM
Gooden, Dwight	2.60	1985 NYM
Davies, Zach	2.73	2020 SD
Fernandez, Sid	2.73	1992 NYM
Fernandez, Sid	2.80	1985 NYM
Cone, David	2.81	1992 NYM/TOR
Darling, Ron	2.81	1986 NYM
Cone, David	2.82	1997 NYY
Fernandez, Sid	2.83	1989 NYM
Gooden, Dwight	2.84	1986 NYM
Gooden, Dwight	2.89	1989 NYM
Reed, Rick	2.89	1997 NYM
Darling, Ron	2.90	1985 NYM
Leary, Tim	2.91	1988 LAD

To qualify, a pitcher must have thrown 1.0 inning per team game (usually 162.0 IP)

MOST HOME RUNS IN A SEASON

Mitchell, Kevin*	47	1989 SF
Hundley, Todd	41	1996 NYM
Strawberry, Darryl	39	1987 NYM
Strawberry, Darryl*	39	1988 NYM
Burnitz, Jeromy	38	1998 MIL
Burnitz, Jeromy	37	2004 COL
Strawberry, Darryl	37	1990 NYM
Wilson, Preston	36	2003 COL
Mancini, Trey	35	2019 BAL
Singleton, Ken	35	1979 BAL
Burnitz, Jeromy	34	2001 MIL
Everett, Carl	34	2000 BOS
Burnitz, Jeromy	33	1999 MIL
Wright, David	33	2008 NYM
Jacobs, Mike	32	2008 FLA
Schoop, Jonathan	32	2017 BAL
Burnitz, Jeromy	31	2000 MIL
Burnitz, Jeromy	31	2003 NYM/LAD
Núñez, Renato	31	2019 BAL
Thames, Eric	31	2017 MIL
Wilson, Preston	31	2000 FLA

MOST RBI IN A SEASON

Wilson, Preston*	141	2003 COL
Burnitz, Jeromy	125	1998 MIL
Mitchell, Kevin*	125	1989 SF
Wright, David	124	2008 NYM
Wilson, Preston	121	2000 FLA
Wright, David	116	2006 NYM
Hundley, Todd	112	1996 NYM
Singleton, Ken	111	1979 BAL
Burnitz, Jeromy	110	2004 COL
Strawberry, Darryl	108	1990 NYM
Everett, Carl	108	1999 HOU
Everett, Carl	108	2000 BOS
Wright, David	107	2007 NYM
Schoop, Jonathan	105	2017 BAL
Singleton, Ken	104	1980 BAL
Strawberry, Darryl	104	1987 NYM
Wright, David	103	2010 NYM
Singleton, Ken	103	1973 MON
Burnitz, Jeromy	103	1999 MIL

MOST STRIKEOUTS IN A SEASON

Scott, Mike*	306	1986 HOU
Gooden, Dwight*	276	1984 NYM
Gooden, Dwight*	268	1985 NYM
Cone, David	261	1992 NYM/TOR
Cone, David*	241	1991 NYM
Arrieta, Jake	236	2015 CHC
Cone, David*	233	1990 NYM
Scott, Mike	233	1987 HOU
Gooden, Dwight	223	1990 NYM
Cone, David	222	1997 NYY
Cone, David	213	1988 NYM
Cone, David	209	1998 NYY
Matlack, Jon	205	1973 NYM
Fernandez, Sid	200	1986 NYM
Gooden, Dwight	200	1986 NYM
Fernandez, Sid	198	1989 NYM
Fernandez, Sid	193	1992 NYM
Cone, David	191	1993 KC
Cone, David	191	1995 TOR/NYY
Arrieta, Jake	190	2016 CHC
Cone, David	190	1989 NYM
Scott, Mike	190	1988 HOU

MOST SAVES IN A SEASON

Myers, Randy*	53	1993 CHC
Johnson, Jim*	51	2012 BAL
Johnson, Jim*	50	2013 BAL
Bell, Heath	47	2010 SD
Britton, Zach*	47	2016 BAL
Isringhausen, Jason*	47	2004 STL
Myers, Randy*	45	1997 BAL
Bell, Heath	43	2011 SD
Aguilera, Rick	42	1991 MIN
Bell, Heath*	42	2009 SD
Reardon, Jeff	42	1988 MIN
Aguilera, Rick	41	1992 MIN
Reardon, Jeff*	41	1985 MON
Reardon, Jeff	40	1991 BOS
Franco, John	39	1988 CIN
Isringhausen, Jason	39	2005 STL
Aguilera, Rick	38	1998 MIN
Franco, John	38	1998 NYM
Myers, Randy	38	1992 SD
Myers, Randy*	38	1995 CHC

MOST STOLEN BASES IN A SEASON

Reyes, Jose*	78	2007 NYM
Reyes, Jose*	64	2006 NYM
Reyes, Jose*	60	2005 NYM
Carr, Chuck*	58	1993 FLA
Wilson, Mookie	58	1982 NYM
Reyes, Jose	56	2008 NYM
Wilson, Mookie	54	1983 NYM
Otis, Amos*	52	1971 KC
Wilson, Mookie	46	1984 NYM
Jefferies, Gregg	46	1993 STL
Reyes, Jose	40	2012 MIA
Otis, Amos	39	1975 KC
Reyes, Jose	39	2011 NYM
Pagan, Angel	37	2010 NYM
Dykstra, Lenny	37	1993 PHI
Strawberry, Darryl	36	1987 NYM
Wright, David	34	2007 NYM
Otis, Amos	33	1970 KC
Dykstra, Lenny	33	1990 PHI
Carr, Chuck	32	1994 FLA
Otis, Amos	32	1978 KC
Pagan, Angel	32	2011 NYM

MOST RUNS IN A SEASON

Dykstra, Lenny*	143	1993 PHI
Reyes, Jose	122	2006 NYM
Reyes, Jose	119	2007 NYM
Wright, David	115	2008 NYM
Reyes, Jose	113	2008 NYM
Wright, David	113	2007 NYM
Mora, Melvin	111	2004 BAL
Strawberry, Darryl	108	1987 NYM
Dykstra, Lenny	106	1990 PHI
Mancini, Trey	106	2019 BAL
Burnitz, Jeromy	104	2001 MIL
Reyes, Jose	101	2011 NYM
Strawberry, Darryl	101	1988 NYM
Viña, Fernando	101	1998 MIL
Mitchell, Kevin	100	1989 SF
Otis, Amos	100	1979 KC
Scutaro, Marco	100	2009 TOR
Singleton, Ken	100	1973 MON
Reyes, Jose	99	2005 NYM
Wright, David	99	2005 NYM

*Led League

MOST INNINGS PITCHED IN A SEASON

Gooden, Dwight*	276.2	1985 NYM
Scott, Mike*	275.1	1986 HOU
Matlack, Jon	270.0	1978 TEX
Matlack, Jon	265.1	1974 NYM
Bibby, Jim	264.0	1974 TEX
Matlack, Jon	262.0	1976 NYM
Cone, David	254.0	1993 KC
Gooden, Dwight	250.0	1986 NYM
Cone, David	249.2	1992 NYM/TOR
Gooden, Dwight	248.1	1988 NYM
Darling, Ron	248.0	1985 NYM
Scott, Mike	247.2	1987 HOU
Terrell, Walt	244.2	1987 DET
Matlack, Jon	244.0	1972 NYM
Tapani, Kevin	244.0	1991 MIN
Matlack, Jon	242.0	1973 NYM
Darling, Ron	240.2	1988 NYM
Bibby, Jim	238.1	1980 PIT
Darling, Ron	237.0	1986 NYM
Matlack, Jon	234.2	1980 TEX

*Led League

MOST GAMES IN A SEASON

Feliciano, Pedro*	92	2010 NYM
Feliciano, Pedro*	88	2009 NYM
Feliciano, Pedro*	86	2008 NYM
Dotel, Octavio	83	2002 HOU
Bell, Heath	81	2007 SD
Petit, Yusmeiro	80	2019 OAK
Feliciano, Pedro	78	2007 NYM
Dotel, Octavio	77	2004 HOU/OAK
Dotel, Octavio	76	2003 HOU
Innis, Jeff	76	1992 NYM
West, David	76	1993 PHI
Adams, Mike	75	2011 SD/TEX
Gonzalez, Mike	75	2013 WAS
Reardon, Jeff	75	1982 MON
Wheeler, Dan	75	2006 HOU
Bell, Heath	74	2008 SD
Hernandez, David	74	2011 ARI
Isringhausen, Jason	74	2004 STL
Johnson, Jim	74	2013 BAL
Petit, Yusmeiro	74	2018 OAK
Remlinger, Mike	74	2001 ATL

*Led League

MLB CAREER LEADERS BY FORMER TIDES

Lists below include any player who has ever played one game for the Tides

CAREER HITS		CAREER HOME RUNS		CAREER AVERAGE		CAREER WINS		CAREER ERA		CAREER STRIKEOUTS	
Tejada, Miguel	2,407	Piazza, Mike	427	Piazza, Mike	.308	Moyer, Jamie	269	Franco, John	2.89	Cone, David	2,668
Sierra, Ruben	2,152	Strawberry, Darryl	335	Wright, David	.296	Cone, David	194	Reardon, Jeff	3.16	Moyer, Jamie	2,441
Reyes, Jose	2,138	Garter, Gary	324	Turner, Justin	.292	Gooden, Dwight	194	Orosco, Jesse	3.16	Gooden, Dwight	2,293
Piazza, Mike	2,127	Burnitz, Jeromy	315	Hamilton, Darryl	.291	Garcia, Freddy	156	Matlack, Jon	3.18	Wolf, Randy	1,814
Carter, Gary	2,092	Tejada, Miguel	307	Jefferies, Gregg	.289	Tapani, Kevin	143	Fernandez, Sid	3.36	Fernandez, Sid	1,743
Singleton, Ken	2,029	Sierra, Ruben	306	Magadan, Dave	.288	Trachsel, Steve	143	Cone, David	3.46	Jimenez, Ubaldo	1,720
Otis, Amos	2,020	Bonilla, Bobby	287	Dykstra, Lenny	.285	Erickson, Scott	142	Gooden, Dwight	3.51	Garcia, Freddy	1,621
Bonilla, Bobby	2,010	Cameron, Mike	278	Tejada, Miguel	.285	Darling, Ron	136	Scott, Mike	3.54	Trachsel, Steve	1,591
Santiago, Benito	1,830	Singleton, Ken	246	Alfonzo, Edgardo	.284	Wolf, Randy	133	Aguilera, Rick	3.57	Darling, Ron	1,590
Wright, David	1,777	Wright, David	242	Mitchell, Kevin	.284	Matlack, Jon	125	Isringhausen, Jason	3.64	Gallardo, Yovani	1,584
Cameron, Mike	1,700	Mitchell, Kevin	234	Reyes, Jose	.283	Scott, Mike	124	Arrieta, Jake	3.76	Pérez, Oliver	1,541
Brooks, Hubie	1,608	Trumbo, Mark	218	Keppinger, Jeff	.282	Gallardo, Yovani	121	Bibby, Jim	3.76	Matlack, Jon	1,516
Jefferies, Gregg	1,593	Santiago, Benito	217	Singleton, Ken	.282	Fernandez, Sid	114	Darling, Ron	3.87	Jackson, Edwin	1,508
Offerman, Jose	1,551	Everett, Carl	202	Vina, Fernando	.282	Jimenez, Ubaldo	114	Harnisch, Pete	3.89	Tapani, Kevin	1,482
Alfonzo, Edgardo	1,532	Hundley, Todd	202	Pagan, Angel	.280	Bibby, Jim	111	Berenguer, Juan	3.90	Scott, Mike	1,469
Roberts, Brian	1,527	Otis, Amos	193	Bonilla, Bobby	.279	Harnisch, Pete	111	Reed, Rick	4.03	Harnisch, Pete	1,368
Foli, Tim	1,515	Wilson, Preston	189	Otis, Amos	.277	Terrell, Walt	111	Gallardo, Yovani	4.06	Arrieta, Jake	1,350
Mora, Melvin	1,503	Hardy, J.J.	188	Mora, Melvin	.277	Arrieta, Jake	110	Garcia, Freddy	4.15	Erickson, Scott	1,252
Hardy, J.J.	1,488	Mora, Melvin	171	Scutaro, Marco	.277	Byrd, Paul	109	Willis, Dontrelle	4.17	Orosco, Jesse	1,179
Burnitz, Jeromy	1,447	Wigginton, Ty	169	Roberts, Brian	.276	Jackson, Edwin	107	Terrell, Walt	4.22	Norris, Bud	1,153

CAREER HITS (ACTIVE)		CAREER HOME RUNS (ACTIVE)		CAREER AVG. (ACTIVE)		CAREER WINS (ACTIVE)		CAREER ERA (ACTIVE)		CAREER STRIKEOUTS (ACTIVE)	
Turner, Justin	1,029	Trumbo, Mark	218	Turner, Justin	.292	Jackson, Edwin	107	Arrieta, Jake	3.76	Perez, Oliver	1,541
Trumbo, Mark	1,018	Álvarez, Pedro	162	Schoop, Jonathan	.259	Arrieta, Jake	106	Perez, Oliver	4.35	Jackson, Edwin	1,508
Wieters, Matt	996	Wieters, Matt	146	Wieters, Matt	.249	Tillman, Chris	74	Norris, Bud	4.45	Arrieta, Jake	1,350
Schoop, Jonathan	796	Schoop, Jonathan	141	Trumbo, Mark	.249	Perez, Oliver	73	Tillman, Chris	4.57	Norris, Bud	1,153
Álvarez, Pedro	704	Turner, Justin	124	Álvarez, Pedro	.236	Norris, Bud	67	Jackson, Edwin	4.78	Hill, Rich	1,035
Tejada, Rubén	530	Thames, Eric	96	<i>*To rank among average leaders a player must have 3,000 plate appearances</i>		Hill, Rich	67	<i>*To rank among ERA leaders, a player must have 1,000 innings pitched</i>		Gausman, Kevin	934
Mancini, Trey	480	Mancini, Trey	86			Hunter, Tommy	56			Tillman, Chris	847
Thames, Eric	451	Beckham, Tim	63			Davies, Zach	50			Petit, Yusmeiro	730
Beckham, Tim	402	Núñez, Renato	52			Gausman, Kevin	50			Straily, Dan	681
Peterson, Jace	334	Walker, Christian	42			Straily, Dan	44			Hernandez, David	664

CAREER STOLEN BASES		CAREER RBI		CAREER RUNS SCORED		CAREER SAVED		CAREER GAMES		CAREER INNINGS PITCHED	
Reyes, Jose	517	Piazza, Mike	1,335	Tejada, Miguel	1,230	Franco, John	424	Orosco, Jesse	1,252	Moyer, Jamie	4074.0
Bourn, Michael	341	Sierra, Ruben	1,322	Reyes, Jose	1,180	Reardon, Jeff	367	Franco, John	1,119	Cone, David	2898.2
Otis, Amos	341	Tejada, Miguel	1,302	Otis, Amos	1,092	Myers, Randy	347	Reardon, Jeff	880	Gooden, Dwight	2800.2
Wilson, Mookie	327	Carter, Gary	1,225	Bonilla, Bobby	1,084	Aguilera, Rick	318	Dotel, Octavio	758	Trachsel, Steve	2501.0
Cameron, Mike	297	Bonilla, Bobby	1,173	Sierra, Ruben	1,084	Isringhausen, Jason	300	Aguilera, Rick	732	Matlack, Jon	2363.0
Dykstra, Lenny	285	Singleton, Ken	1,065	Cameron, Mike	1,064	Graves, Danny	182	Myers, Randy	728	Erickson, Scott	2360.2
Roberts, Brian	285	Otis, Amos	1,007	Piazza, Mike	1,048	Johnson, Jim	178	Isringhausen, Jason	724	Darling, Ron	2360.1
Strawberry, Darryl	221	Strawberry, Darryl	1,000	Carter, Gary	1,025	Bell, Heath	168	Moyer, Jamie	696	Wolf, Randy	2328.1
Patterson, Corey	218	Burnitz, Jeromy	981	Singleton, Ken	985	Britton, Zack	153	Johnson, Jim	674	Tapani, Kevin	2265.0
Mazzilli, Lee	197	Wright, David	970	Wright, David	949	Orosco, Jesse	144	Pérez, Oliver	670	Garcia, Freddy	2264.0
Jefferies, Gregg	196	Cameron, Mike	968	Burnitz, Jeromy	917	Dotel, Octavio	109	Remlinger, Mike	639	Scott, Mike	2068.2
Wright, David	196	Santiago, Benito	920	Strawberry, Darryl	898	Uehara, Koji	95	Albers, Matt	616	Terrell, Walt	1986.2
Pagan, Angel	176	Brooks, Hubie	824	Roberts, Brian	850	Rauch, Jon	62	Bell, Heath	590	Jackson, Edwin	1960.0
Offerman, Jose	172	Everett, Carl	792	Offerman, Jose	840	Frisella, Danny	57	Wheeler, Dan	589	Harnisch, Pete	1959.0
Hamilton, Darryl	163	Mitchell, Kevin	760	Dykstra, Lenny	802	Gonzalez, Mike	56	Rauch, Jon	556	Jimenez, Ubaldo	1870.0
Carr, Chuck	144	Mora, Melvin	754	Mora, Melvin	794	Ray, Chris	51	Hernandez, David	547	Fernandez, Sid	1866.2
Sierra, Ruben	142	Alfonzo, Edgardo	744	Alfonzo, Edgardo	777	Yan, Esteban	51	Neshek, Pat	544	Gallardo, Yovani	1816.2
Cabrera, Everth	138	Reyes, Jose	719	Jefferies, Gregg	761	Norris, Bud	47	Graves, Danny	518	Pineiro, Joel	1754.1
Backman, Wally	117	Hardy, J.J.	688	Santiago, Benito	755	Wheeler, Dan	43	Gonzalez, Mike	509	Bibby, Jim	1722.2
Vina, Fernando	116	Wilson, Preston	668	Wilson, Mookie	731	Accardo, Jeremy	38	Berenguer, Juan	490	Byrd, Paul	1697.0

CAREER SB (ACTIVE)		CAREER RBI (ACTIVE)		CAREER RUNS (ACTIVE)		CAREER SAVED (ACTIVE)		CAREER GAMES (ACTIVE)		CAREER IP (ACTIVE)	
Peterson, Jace	40	Trumbo, Mark	629	Trumbo, Mark	532	Britton, Zack	153	Pérez, Oliver	691	Jackson, Edwin	1960.0
Turner, Justin	35	Wieters, Matt	550	Turner, Justin	504	Norris, Bud	47	Johnson, Jim	674	Arrieta, Jake	1513.2
Trumbo, Mark	23	Turner, Justin	495	Wieters, Matt	440	Brach, Brad	33	Albers, Matt	616	Pérez, Oliver	1458.0
Thames, Eric	18	Álvarez, Pedro	472	Schoop, Jonathan	409	Hernandez, David	24	Hernandez, David	547	Norris, Bud	1221.1
Tejada, Rubén	16	Schoop, Jonathan	415	Álvarez, Pedro	365	Hunter, Tommy	22	Neshek, Pat	544	Tillman, Chris	1145.0
Álvarez, Pedro	15	Mancini, Trey	238	Thames, Eric	286	Neshek, Pat	16	Brach, Brad	496	Gausman, Kevin	985.1
Beckham, Tim	13	Thames, Eric	235	Mancini, Trey	243	Albers, Matt	7	Duensing, Brian	484	Hill, Rich	976.0
Mullins, Cedric	10	Beckham, Tim	198	Tejada, Rubén	225	Petit, Yusmeiro	6	Hunter, Tommy	472	Hunter, Tommy	863.1
Walker, Christian	10	Tejada, Rubén	158	Beckham, Tim	201	Drake, Oliver	5	Petit, Yusmeiro	437	Petit, Yusmeiro	826.0
Wieters, Matt	9	Núñez, Renato	147	Peterson, Jace	159	Fry, Paul	5	Britton, Zack	417	Straily, Dan	803.1
						Pérez, Oliver	5				
						Rodriguez, Richard	5				

FORMER TIDES IN THE POSTSEASON

All performances below came AFTER individual played for Tides

POSTSEASON HITS	POSTSEASON HOME RUNS	POSTSEASON AVERAGE
Turner, Justin 79	Turner, Justin 12	Singleton, Ken .333
Dykstra, Lenny 36	Dykstra, Lenny 10	Vina, Fernando .333
Strawberry, Darryl 32	Strawberry, Darryl 9	Dykstra, Lenny .321
Vina, Fernando 31	Long, Terrence 4	Matsui, Kazuo .304
Scutaro, Marco 26	Mitchell, Kevin 4	Agbayani, Benny .299
Mitchell, Kevin 23	Otis, Amos 3	Otis, Amos .295
Otis, Amos 23	Payton, Jay 3	Turner, Justin .295
Payton, Jay 21	Daubach, Brian 2	Mitchell, Kevin .288
Agbayani, Benny 20	Flaherty, Ryan 2	Scutaro, Marco .286
Singleton, Ken 19	Pagan, Angel 2	Foli, Tim .276
Wilson, Mookie 19	Sierra, Ruben 2	<i>*To rank among leaders a player must have 40 postseason plate appearances</i>
	Vina, Fernando 2	
	Wright, David 2	

POSTSEASON GAMES	POSTSEASON STOLEN BASES	POSTSEASON RBI
Turner, Justin 72	Otis, Amos 8	Turner, Justin 41
Strawberry, Darryl 40	Wilson, Mookie 6	Strawberry, Darryl 22
Dykstra, Lenny 32	Dykstra, Lenny 5	Dykstra, Lenny 19
Wilson, Mookie 25	Turner, Justin 5	Scutaro, Marco 14
Wright, David 24	Backman, Wally 4	Wright, David 13
Mitchell, Kevin 23	Strawberry, Darryl 4	Mitchell, Kevin 11
Scutaro, Marco 23	McLouth, Nate 3	Otis, Amos 11
Agbayani, Benny 22	Perez, Timo 3	Payton, Jay 10
Backman, Wally 22	Reyes, Jose 3	Vina, Fernando 9
Otis, Amos 22	Matsui, Kazuo 2	Sierra, Ruben 9
	Mora, Melvin 2	
	Schoop, Jonathan 2	

POSTSEASON WINS	POSTSEASON STRIKEOUTS	POSTSEASON ERA
Cone, David 8	Cone, David 94	Myers, Randy 2.35
Arrieta, Jake 5	Arrieta, Jake 66	Hill, Rich 3.06
Byrd, Paul 3	Hill, Rich 65	Arrieta, Jake 3.08
Dotel, Octavio 3	Gooden, Dwight 49	Darling, Ron 3.79
Orosco, Jesse 3	Dotel, Octavio 33	Cone, David 3.80
Petit, Yusmeiro 3	Reed, Rick 33	Gooden, Dwight 3.97
Adams, Mike 2	Myers, Randy 32	Reed, Rick 5.03
Aguilera, Rick 2	Wheeler, Dan 28	Byrd, Paul 5.40
Franco, John 2	Darling, Ron 27	Tapani, Kevin 5.40
Matlack, Jon 2	Isringhausen, Jason 23	<i>*To rank among leaders a pitcher must have 30.0 postseason innings pitched</i>
Myers, Randy 2	Tapani, Kevin 23	
Pérez, Oliver 2		
Reardon, Jeff 2		
Scott, Mike 2		

POSTSEASON GAMES	POSTSEASON SAVES	POSTSEASON INNINGS
Myers, Randy 29	Isringhausen, Jason 11	Cone, David 111.1
Dotel, Octavio 26	Myers, Randy 8	Gooden, Dwight 59.0
Orosco, Jesse 24	Uehara, Koji 7	Hill, Rich 53.0
Isringhausen, Jason 23	Reardon, Jeff 6	Arrieta, Jake 52.2
Britton, Zack 21	Aguilera, Rick 5	Reed, Rick 39.1
Cone, David 21	Britton, Zack 2	Darling, Ron 35.2
Wheeler, Dan 21	Johnson, Jim 2	Byrd, Paul 33.1
Uehara, Koji 19	Orosco, Jesse 2	Tapani, Kevin 31.2
Reardon, Jeff 18	Berenguer, Juan 1	Myers, Randy 30.2
Aguilera, Rick 15	Franco, John 1	Isringhausen, Jason 26.2
Franco, John 15	Wheeler, Dan 1	Wheeler, Dan 26.2

Bold indicates player appeared in 2020 playoffs

FORMER TIDES TO WIN WORLD SERIES (SINCE 1969)

38 different players have won a total of 45

World Series rings **AFTER** having played for the Tides

(Players listed below appeared in at least one game in World Series)

2020	Justin Turner (LAD)
2016	Jake Arrieta (CHC)
2014	Travis Ishikawa (SF), Yusmeiro Petit (SF)
2013	Koji Uehara (BOS)
2012	Angel Pagan (SF), Marco Scutaro (SF)
2011	Octavio Dotel (STL)
2006	Preston Wilson (STL)
2005	Carl Everett (CHW), Timo Perez (CHW)
2002	Alex Ochoa (ANA)
2000	David Cone (NYY)
1999	David Cone (NYY), Darryl Strawberry (NYY)
1998	David Cone (NYY)
1996	David Cone (NYY), Darryl Strawberry (NYY)
1992	David Cone (TOR)
1991	Rick Aguilera (MIN), Terry Leach (MIN), Kevin Tapani (MIN), David West (MIN)
1990	Randy Myers (CIN), Herm Winningham (CIN)
1988	Tim Leary (LAD)
1987	Juan Berenguer (MIN), Jeff Reardon (MIN)
1986	Rick Aguilera (NYM), Wally Backman (NYM), Ron Darling (NYM), Lenny Dykstra (NYM), Kevin Elster (NYM), Sid Fernandez (NYM), Dwight Gooden (NYM), Lee Mazzilli (NYM), Kevin Mitchell (NYM), Jesse Orosco (NYM), Rafael Santana (NYM), Doug Sisk (NYM), Darryl Strawberry (NYM), Mookie Wilson (NYM)
1983	Ken Singleton (BAL), Jim Dwyer (BAL), Joe Nolan (BAL)
1979	Jim Bibby (PIT), Tim Foli (PIT), John Milner (PIT)
1969	Duffy Dyer (NYM), Art Shamsky (NYM)

Most World Series victories by a former Tides player

5: David Cone
3: Darryl Strawberry
2: Rick Aguilera



14 members of the 1986 World Series Champion New York Mets were former Tides.

Postseason Walk-Off Home Runs By A Former Tide

Lenny Dykstra | 1986 NLCS (Game 3) | NYM vs. HOU
Todd Pratt | 1999 NLDS (Game 4*) | NYM vs. ARI
Benny Agbayani | 2000 NLDS (Game 3) | NYM vs. SF
Travis Ishikawa | 2014 NLCS (Game 5*) | SF vs. STL
Justin Turner | 2017 NLCS (Game 2) | LAD vs. CHC

* Ended Series

ORIOLES AWARDS AS TIDES AFFILIATE

Brooks Robinson Award - Orioles Minor League Player of the Year

Year	PLAYER	POS	STATS
2007	Brandon Tripp	OF	.288 avg., 19 HR, 79 RBI
2008	Matt Wieters	C	.355 avg., 27 HR, 91 RBI
2009	Brandon Waring	3B	.274 avg., 27 HR, 96 RBI
2010	Joe Mahoney	1B	.307 avg., 18 HR, 78 RBI
2011	Jonathan Schoop	2B	.290 avg., 13 HR, 72 RBI
2012	L.J. Hoes	OF	.287 avg., 5 HR, 54 RBI, 20 SB
2013	Henry Urrutia	OF	.347 avg., 9 HR, 50 RBI
2014	Christian Walker	1B	.288 avg., 26 HR, 96 RBI
2015	Trey Mancini	1B	.341 avg., 21 HR, 89 RBI
2016	Chance Sisco	C	.317 avg., 6 HR, 51 RBI, .403 OBP
2017	Austin Hays	OF	.329 avg., 32 HR, 95 RBI
2018	Cedric Mullins	OF	.289 avg., 12 HR, 47 RBI, 21 SB
2019	Ryan Mountcastle	1B/OF	.312 avg., 25 HR, 83 RBI, IL MVP
2020	No season - COVID-19 pandemic		

Jim Palmer Prize - Orioles Minor League Pitcher Of The Year

Year	PLAYER	POS	STATS
2007	Radhames Liz	RHP	11-4, 3.22 ERA, 161 strikeouts
2008	Brad Bergesen	RHP	16-7, 3.10 ERA, 87 strikeouts
2009	Brian Matusz	LHP	11-2, 1.91 ERA, 121 strikeouts
2010	Zach Britton	LHP	10-7, 2.70 ERA, 124 strikeouts
2011	Tim Lincecum	RHP	10-4, 2.97 ERA, 117 strikeouts
2012	Dylan Bundy	RHP	9-3, 2.08 ERA, 119 strikeouts
2013	Mike Wright	RHP	11-3, 3.11 ERA, 138 strikeouts
2014	Tyler Wilson	RHP	14-8, 3.67 ERA, 157 strikeouts
2015	Oliver Drake	RHP	0.82 ERA, 23 saves, 66 strikeouts
	Mychal Givens	RHP	2.20 ERA, 15 saves, 79 strikeouts
2016	Donnie Hart	LHP	3-1, 2.72 ERA, 4 saves, 50 strikeouts
2017	Alex Wells	LHP	11-5, 2.38 ERA, 113 strikeouts
2018	Keegan Akin	LHP	14-7, 3.27 ERA, 142 strikeouts
	Zac Lowther	LHP	8-4, 2.18 ERA, 151 strikeouts
2019	Michael Bauman	RHP	7-6, 2.98 ERA, 142 strikeouts
	Grayson Rodriguez	RHP	10-4, 2.68 ERA, 129 strikeouts
2020	No season - COVID-19 pandemic		



Ryan Mountcastle was presented the 2019 International League MVP award by Tides GM Joe Gregory at Camden Yards in Baltimore. Mountcastle hit .312 with 25 HR and 83 RBI.



Oliver Drake won the Jim Palmer Prize in 2015 after registering 23 saves and a 0.82 ERA in 42 games for Norfolk. He struck out 66 while allowing just 23 hits in 44.0 innings pitched that season.

1st Round Picks By Baltimore Orioles Since 2007

Year	PLAYER	POS	PICK	SCHOOL
2007	Matt Wieters	C	5	Georgia Tech
2008	Brian Matusz	LHP	4	University of San Diego
2009	Matt Hobgood	RHP	5	Norco HS (CA)
2010	Manny Machado	SS	3	Miami Brito Private HS (FL)
2011	Dylan Bundy	RHP	4	Owasso HS (OK)
2012	Kevin Gausman	RHP	4	Louisiana State University
2013	Hunter Harvey	RHP	22	Bandys HS (NC)
2014	No First Round Pick (Orioles first pick was at #90)			
2015	DJ Stewart	OF	25	Florida State University
	Ryan Mountcastle	IF	36	Paul J. Hagerty HS (FL)
2016	Cody Sedlock	RHP	27	University of Illinois
2017	DL Hall	LHP	21	Valdosta HS (GA)
2018	Grayson Rodriguez	RHP	11	Central Heights HS (TX)
	Cadyn Grenier	IF	37	Oregon State University
2019	Adley Rutschman	C	1	Oregon State University
2020	Heston Kjerstad	OF	2	University of Arkansas



DJ Stewart was a 1st round pick by Baltimore out of Florida State in 2015. He was an International League All-Star for Norfolk in 2018, and he's hit 24 HR and 43 doubles in 179 games with the Tides.

TIDEWATER SHRINE

THE TIDEWATER SHRINE recognizes players and executives who have significantly contributed to the game of baseball in the Tidewater area. The Tidewater Shrine includes Major League superstars and local legends, with each honoree receiving their own plaque on the Harbor Park concourse.

TIDEWATER SHRINE MEMBERS

Alexander, Bullet
Allen, Sam
Bauer, Hank
Berra, Yogi
Braxton, Edgar
Clark, William
Coates, Jim
Craft, Molly
Cubbage, Mike
Cuddyer, Michael
Davis Jr., Dick
Dawson, Colonel
Decker, Paul
Ewell, Jimmy
Feller, Bob
Foiles, Hank
Gettel, Allen
Gomes, Wayne
Guettler, Ken
Guzzo, Tony
Hamner, Granny
Hassett, Buddy
Henry, Bruce
Herzog, Whitey
Holmes, Tommy
Howard, Bruce
Hunter, Catfish
Hurdle, Clint
Land, Harry
Lawrence, Frank D.
Lazzeri, Tony
Lewis, Bill
Lynch, Jerry

Matlack, Jon
McCullough, Clyde
Metheny, Bud
Neun, Johnny
Nicolson, Swish
Parker, Ace
Porterfield, Bob
Postove, Harry
Richardson, Bobby
Richter, Allen
Robertson, Dave
Rosenfield, Dave
Scalzi, Skeeter
Skiff, Bill
Skowron, Moose
Smith, Carr
Smith, Edward
Smith, Vinny
Springer, Steve
Stanley, Edward
Staylor, Bubber
Stobbs, Chuck
Swoope, Billy
Tipton, Eric
Traynor, Pie
Vail, Mike
White, Ray
Wilson, Hack
Wright, David
Zontini, John



Negro League legend **SAM ALLEN** was inducted during the 2019 season.



Mets legend **DAVID WRIGHT** appeared in 31 games for Norfolk in 2004 and was inducted into the Tidewater Baseball Shrine during the 2019 season.